

Summer Vacations Homework

Class One

Cantt Public Education System

A NEW FRONTIER IN LEARNING

Dear Students,

We hope that you and your families are keeping well during ongoing health crises. It is more and more likely that schools may not open till August 2020. Therefore, we are pleased to share our plans for online instructions and homework activities.

As of 20TH July 2020, we will be starting a robust, interactive teaching programme. The curriculum will be taught through various online platforms, video lectures and live interaction with teachers as well as carefully designed homework, which all students will complete at their own time. We shall pursue following time table:-

Group	DAYS	Timings	Subjects	Remarks
I	Monday	0900 - 0940	English	Principals shall ensure availability of subject teachers to students for coaching/clarification of doubts etc
	Tuesday	1000 - 1040	Urdu	
		1100 - 1140	Science	
	Wednesday	1200 -1240	GK	
II	Thursday	0900 - 0940	Maths	
	Friday	1000 - 1040	S Studies	
		1100 - 1140	Computer	
	Saturday	1200 -1240	Islamiat/Naazra	

Beloved scholars, home work for following subjects has been included in this booklet:-

Ser	Subject	Pages	
		From	To
1	English	03	15
2	Maths	16	26
3	Science	27	36
4	Social Studies	37	43
5	Computer	4	54
6	Urdu	54	58
7	Islamiat	59	61
8	General Knowledge	62	66

Our main objective is to keep you in touch with your studies rather than to put you under unjustified burden. Therefore, a pragmatic program has been planned for your educational progression. Stay home, stay safe and stay connected with your studies.

Regards

English


Week 1: Day 1

Topic: Listen and Speak

Do exercise on pg.36 Progressive English

Worksheet:

How lovely! How big! How hot! How funny! How small! How cold!



Listen to your teacher's instruction. Draw a picture of a boy and circle the parts of his body that she says.

Week 1: Day 2

Topic: Phonics and Words

Do exercise on pg.37 Progressive English

Worksheet:

<https://youtu.be/3s57HonYXDQ>

Find the 'ee' and 'ea'

Use a **red** colouring pencil to colour the boxes where the words contain 'ee'.
Use a **green** colouring pencil to colour the boxes where the words contain 'ea'.

speak	beach	cheese	teeth	mean
breeze	geese	jeans	leak	sheep
peach	wheel	freeze	bead	seagull
canteen	meal	lead	steep	seeds
tea	coffee	bee	wheat	beans


Sentences
Choose five words that are red and put each one into a sentence:
1. _____
2. _____

Week 1: Day 3

Topic: Ping's spaceship


Do exercise on pg.38 Progressive English 1

Worksheet:




1. LOOK AT THE PICTURE AND ANSWER

- Ⓐ HOW MANY SPACESHIPS CAN YOU SEE?
- Ⓑ HOW MANY BIKES CAN YOU SEE?
- Ⓒ HOW MANY ROBOTS CAN YOU SEE?
- Ⓓ HOW MANY BATS CAN YOU SEE?
- Ⓔ HOW MANY WATCHES CAN YOU SEE?



2. LOOK AT THE PICTURE AND CHOOSE THE BEST OPTION.

- 1 Is it a robot?
- 2 Is it orange?
- 3 Is it big?
- 4 It's a _____.
- 5 It isn't a _____.
- 6 It's _____ and _____.



Week 2: Day 1

Topic: Ping's spaceship

Do exercise on pg.39 Progressive English 1

Worksheet:

Answer these questions.

- | | |
|------------------------------|----------------|
| 1. Where does Gul Khan live? | He _____. |
| 2. What does Ping hav? | She has _____. |
| 3. What does Gul Khan have? | He _____. |
| 4. What can Ping do? | She can _____. |
| 5. Whats can't Ping do? | She _____. |

Week 2: Day 2

Topic: Sentences

Do exercise on pg.40 Progressive English

Worksheet:

Possessive Adjectives

Choose the correct answer.

1 - Hi, fufuf! This is ___ pet. a) his b) your c) my	2 - Bob is reading ___ favorite books. a) her b) my c) your	3 - Maggie loves riding ___ bike. a) her b) my c) his
4 - I am having lunch with ___ grandmother. a) my b) his c) your	5 - Mike plays with ___ kite everyday. a) her b) your c) his	6 - This is Jake's dog. He likes ___ dog. a) his b) your c) my
7 - Mr. Watson has ___ toys. He likes ___ toys. a) her b) your c) his	8 - I'm fishing with ___ sister. a) my b) your c) his	9 - Peter is talking to ___ classmate, Lisa. a) her b) his c) your
10 - Steven is doing ___ homework. a) his b) your c) her	11 - What's ___ name? a) my b) your c) his	12 - I have a cat. This is ___ cat. a) his b) her c) my
13 - Rose loves to walk with ___ parents. a) his b) her c) your	14 - Tommy is doing ___ English exam today. a) my b) your c) his	15 - I'm hungry. So, I am eating ___ favorite fruit. a) my b) her c) her

Write my, your, his, her.

<u>Me</u> 	<u>Sara</u> 
<u>Tom</u> 	<u>You</u> 

- 1) It's _____ pencil.
- 2) It's _____ pen.
- 3) It's _____ bag.
- 4) It's _____ robot.
- 5) It's _____ book.
- 6) It's _____ ruler.
- 7) It's _____ ball.
- 8) It's _____ dog.
- 9) It's _____ pencil case.
- 10) It's _____ cat.

Week 2: Day 3

Topic: Writing

Do exercise on pg.41 Progressive English

Worksheet:

Match and colour

Gappu has different moods. With the help of the key words given at bottom choose the correct word for each box.

• Happy • Sad • Angry • Pleased • Sleepy • Confused

Feelings Mix and Match

Draw a line to match up the feeling words with the faces. Talk about a time you experienced each of these feelings.

MAD

SAD

CONFUSED

FRUSTRATED

HAPPY

DISGUSTED

<https://youtu.be/37w9JjUWN30>

Week 3: Day 1


Topic: Writing


Do exercise on pg.41 Progressive English


Worksheet:


Simple Sentences - Capital Letters and Full Stops


These sentences have got muddled up. Write them out again. Make sure your sentence starts with a capital letter and ends with a full stop.


1)  butterfly The sat flower. the on

2)  used rain. my umbrella the I in

3)  rabbit carrot. ate crunchy The the

4)  school. wrote I story at long a

5)  played sand. children The in the

6)  said girls favourite All the their colour red. was

<https://youtu.be/jDRiur9kBPM>

Week 3: Day 2

Topic: Test Work

Do exercise on pg.42 Progressive English

Worksheet:



Week 3: Day 3

Topic: Just for Fun

Do exercise on pg.43 Progressive English

Worksheet:

Describe look at the picture in each box write the beginning digraph (th,wh,sh,or,ch) for each picture












Week 4: Day 1

Topic: Listen and Speak

Do exercise on pg.44 Progressive English

Worksheet:

 ___istle sn ch bl wh cl	 ___aw ch dr tr cl cr
 ___eel th wh sh ph ch	 ___leep br fr sl sc sh
 ___umb sh th sh ch gh	 ___orpion sc sl sk st sp
30 ___irty sw sh tr th pr	 ___oth sh st sl sc sk
 ___asshopper pr br sh th gr	 ___unk tr st fr sk cr

<https://youtu.be/Qzui1uVxWi>


Week 4: Day 2

Topic: Sentences

Do exercise on pg.45 Progressive English

Worksheet:

In the vegetable garden



Answer the questions with complete sentences

1. Where are the people?
.....
2. What is the weather like?
.....
3. How many people are in the picture?
.....
4. What does the boy harvest?
.....
5. What other vegetables can you find here?
.....
6. What clothes does the woman wear?
.....
7. What color do the houses have?
.....
8. What does the girl do?
.....
9. Which animals are there in the garden?
.....
10. Which season is it?
.....

© 2012 English from China

At school

Look at the pictures and answer with whole sentences.

	<p>Where are the children?</p> <p>What are you doing?</p> <p>How many students are there?</p> <p>Are there more boys or girls?</p> <p>Which animal is on the board?</p> <p>What is the teacher wearing?</p>
	<p>Where are the children?</p> <p>What are they doing?</p> <p>What are they eating?</p> <p>What is the teacher doing?</p> <p>What color is the wall?</p> <p>Which fruits are on the board?</p>
	<p>Where are the children?</p> <p>What are you doing?</p> <p>What's on the shelves?</p> <p>What time is it?</p> <p>What hair color does the girl have in the middle?</p> <p>Is there a teacher in the room?</p>

© 2012 English from China


Week 4: Day 3


Topic: Listen and Speak


Do exercise on pg.46 Progressive English


Worksheet:


WHOLE BODY LISTENING


 We use our _____ to _____


 We use our _____ to _____


 We use our _____ to _____

 We use our _____ to _____

 We use our _____ to _____

 We use our _____ to _____

 We use our _____ to _____

 We use our _____ to _____

<https://youtu.be/SUt8q0EKbms>

Week 5: Day 1

Topic: Phonics and Words

Do exercise on pg.47 Progressive English






Worksheet:

FIRST SCHOOL YEARS

Final Consonant Digraphs - '-ck'

Name: _____ Date: _____

• Can you complete the missing sounds for each 'ck' word?

		
_____	_____	_____s
		
_____s	_____	_____

• Complete and read each word.

ba___	do___	ki___
pa___	ne___	bla___
qui___	sho___	stru___

© 2012 First School Years (www.firstschoolyears.com) This worksheet may be reproduced without permission for educational use.

<https://youtu.be/T4fvEI8Mlvs>

Week 5: Day 2

Topic: Reading: Tom's pencil box

Do exercise on pg.48 Progressive English

Worksheet:



Week 5: Day 3

Topic: Reading: Tom's pencil box

Do exercise on pg.49 Progressive English

Match the beginning of each sentence to its right ending. Then copy the complete sentences into your notebook.

- | | |
|----------------------------------|--------------------------|
| 1. Tom wanted a pencil box like | Tom pencil box. |
| 2. His mother wanted | a bucket and some socks. |
| 3. They did not get a pencil box | a space ship. |
| 4. They got a pencil box | a crocodile. |
| 5. It looked like | in the first shop. |
| 6. Everyone liked | in the second shop. |

Week 6: Day 1

Topic: Sentences

Do exercise on pg.50 Progressive English

Make sentences about Tom's mother using past tense.

Got	said	had	went	made
1. Go to the market			<u>She went to the market.</u>	
2. Get a bucket.			_____.	
3. Get some socks.			_____.	
4. Go home.			_____.	
5. Say hello to sara.			_____.	
6. Have a cup of tea.			_____.	
7. Make lunch .			_____.	

<https://youtu.be/ppbjDRtLxB8>

Week 6: Day 2

Topic: Sentences

Do exercise on pg.50 Progressive English

Use the correct word from the word bank to complete the sentence.

new	banana	house	bee
where	hen	big	play


1. I like to eat a yellow _____.
2. _____ is the apple?
3. See my _____ toy train!
4. Look at the _____ elephant!
5. Who lives in that _____ near the forest?
6. A _____ makes honey.
7. Will you _____ with me?
8. Oh! A chick with a brown _____!

Copyright © Tertiary.com. All rights reserved. www.tertiary.com

Week 6: Day 3

These children are in the shop. They are naughty .What do their mother say? Match the sentences to the picture.

1. Don't touch the apples.
2. Don't run.
3. Don't pick the follower.
4. Don't eat those sweets.
5. Don't play with the toys.



Topic: Writing

Do exercise on pg.51 Progressive English

Worksheet:

What is there in the pictures in Ex A? Make sentences.
example there are some pots

Draw some pictures of naughty children write what they are doing

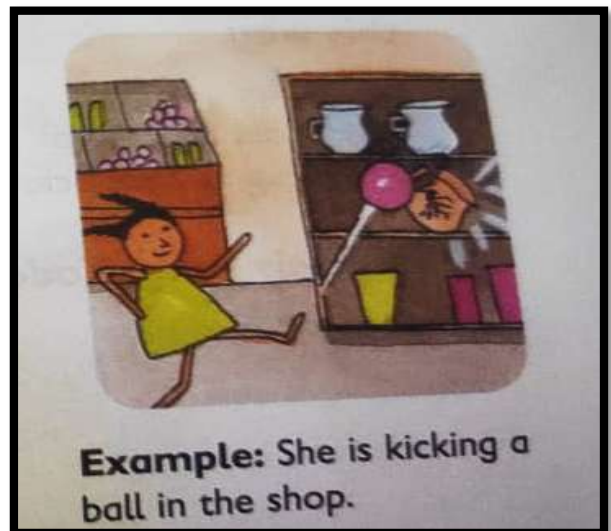
There	Are some aren't any is some isn't any	Pots shirts ,milk cola
-------	---------------------------------------	------------------------

What are the children doing in the pictures in lesson 4, Ex C?

Example she is touching the apples

What are they NOT doing?

Example she is not touching the mangoes



Mathematics

Week 1: Day 1

Topic: Shapes and Patterns

Do exercise on pg.86 Math

By the end of this lesson, you will be able to;

- a. Recognize the spatial relation between objects
- b. Make a collection of objects having different sizes only
- c. Make pictures and models using shapes
- d. Classify objects on the basis of their shapes and other
- e. Identify and sort 2-D shapes and solid shapes
- f. Identify number patterns
- g. Make patterns using shapes and numbers

<https://youtu.be/Tw8NTHhR-do>

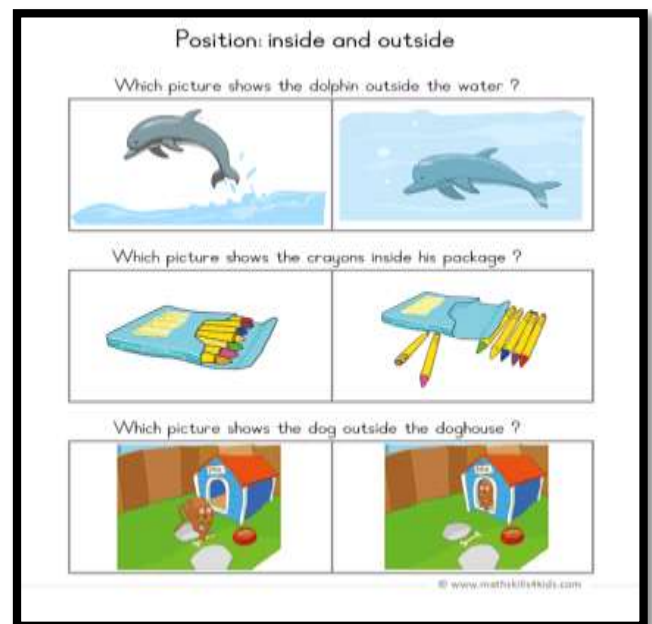

Week 1: Day 2

Topic: Position

Do exercise on pg.87 Math

Worksheet:

Position; 1 inside and outside, Top Middle and Bottom



<https://youtu.be/uvjdmSZKkB8>

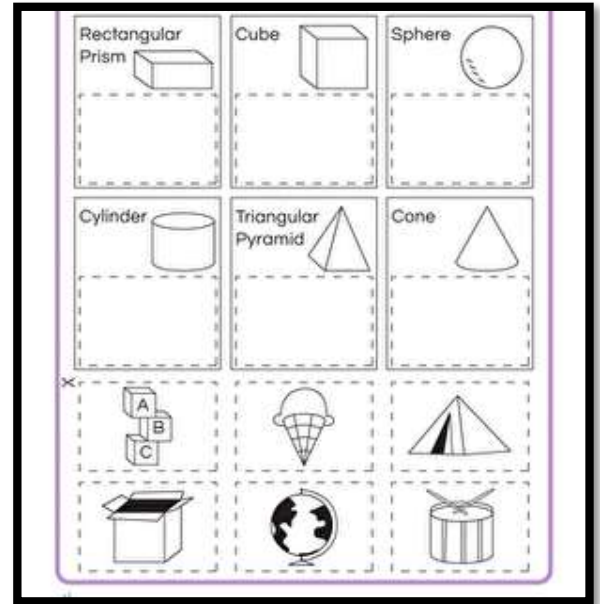

Week 1: Day 3

Topic: Plane Shapes

Do exercise on pg.89 Math

Worksheet:

Plan shapes, triangle, rectangle, cube, sphere, cylinder, cone


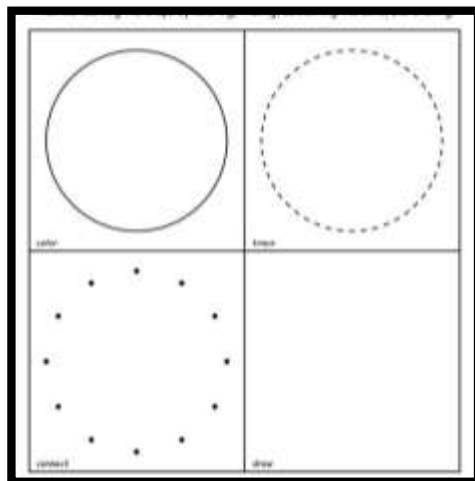


<https://youtu.be/K5Uwcag7QaE>

Week 2: Day 1

Topic: Plane Shapes

Do exercise on pg.90 Math




<https://youtu.be/K5Uwcag7QaE>

Week 2: Day 2

Topic: Practice Zone

Do exercise on pg.91 Math

Worksheet:



Week 2: Day 3

Topic: Solids

Do exercise on pg.92 Math

Solids

Look at these solids



Can you name them?

Thee solids given below is cuboid



<https://youtu.be/vDW-zsETeVA>


Week 3: Day 1

Topic Practice Zone

Do exercise on pg.94 Math

Worksheet:

Cuboid cube sphere cone cylinder



Look at the solid

a. Does this solid have flat or curved faces or both?

b. Name the solid

Colour the objects that can roll on the ground



Week 3: Day 2

Topic Making Patterns with shapes and solids

Do exercise on pg.95 Math

Making patterns with shapes and solids

You can make patterns with shapes. This patterns is made using different shapes



This pattern is made using the same shape in different colour




<https://youtu.be/SpbAlrf1gaE>

Week 3: Day 3

Topic: Praticice Zone

Do exercise on pg.98 Math

Look at this pattern then fill in the boxes with the correct answer.



This number pattern start with

To find the next number in this pattern count in .

Write the missing number in these pattern.

a. 1, 2, 3

b 11, 13, 15

Week 4: Day 1

Topic: Vocabulary Zone

Do exercise on pg.100 Math

Worksheet:

Draws what comes next in the pattern.



Guess the shape.

- b. I have 4 equal sides _____
- c. I have 3 sides _____
- d. I have 1 curved side only _____

Week 4: Day 2

Topic: Values in Action

Do exercise on pg.101 Math



- a. Who is standing just after seema?
- b. Who is standing just before seema?
- c. Farid is standing after _____ and _____
- d. Asim is standing before _____ and _____
- e. _____ is between sakina and _____

Week 4: Day 3

Topic: Testing Zone

Do exercise on pg.102 Math

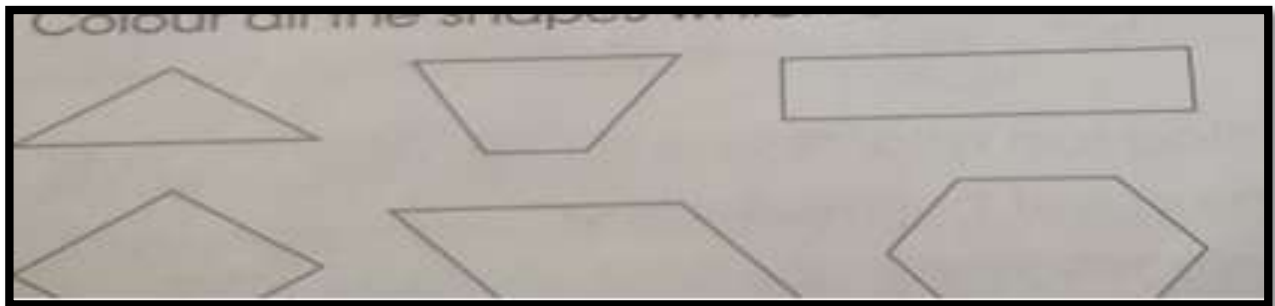
Fill in the blanks.

- a. Name a shape which only has straight sides _____.
- b. Name a shape which only has curved sides _____.
- c. Name a shape which has both straight and curved sides _____.

Colour all the shapes which are not squares.



Colour all the shapes which are not rectangle.




Week 5: Day 1

Topic: Testing Zone

Do exercise on pg.103 Math

In front of behind next to between



- The picnic basket is _____ Latif.
- Mother is standing right _____ Rabia.
- _____ is between the ball and mother
- The ball is _____ everyone.
- Mother is _____ everyone

Week 5: Day 2

Topic: Fun Zone

Do exercise on pg.104 Math

Write the missing numbers in the patterns below.

- 8, 9, 10, _____, 12, _____, 14, 15
- _____, 17, _____, 15, 14, 13, 12
- 5, 7, _____, 11, 13, _____, 17, 19
- 18, 16, 14, _____, _____, 8, 6, 4
- 3, 6, _____, _____, 15, 18, 21
- 1, 2, 3, 4, _____, _____, 7, 8
- 60, _____, 40, _____, 20, _____

Week 5: Day 3

Topic: Hales of Shapes

Do exercise on pg.106 Math




You can say that the 2 pieces of pizza are equal in shape and size each piece is one half of the whole pizza

Week 6: Day 1

Topic: Practice Zone

Do exercise on pg.107 Math

Colour one half of each shape





Week 6: Day 2

Topic: Practice Zone

Do exercise on pg.110 Math

Worksheet:



Week 6: Day 3


Topic: Testing Zone

Do exercise on pg.113 Math

Which of the shapes given below shows the triangle divided into halves?



Which of the shapes given below shows the circle divided into four quarters?



Colour half of the total number of squares in the pictures given below.

So _____ squares have to be coloured.

Tick the shape that can be cut into half draw a dotted line where it cant be cut.



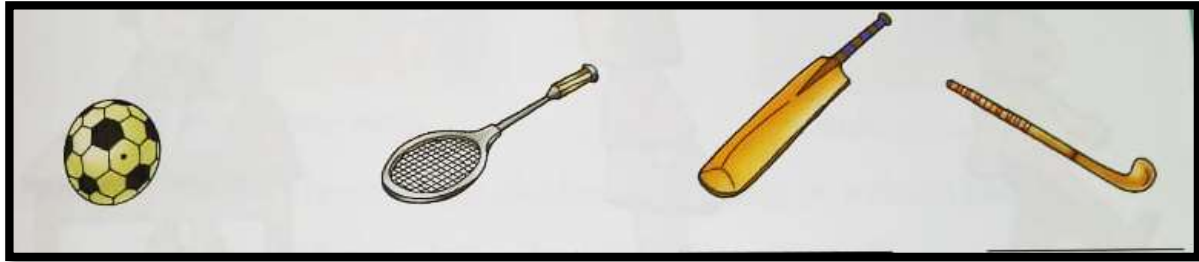
Science

Week 1:Day 1

Topic: Keeping Fit

Do exercise on pg.45 Science

Write the names of the ground which these things are used



<https://youtu.be/8CnKafrstc8>

Week 1: Day 2

Topic: Exercise and Play

Do exercise on pg.45 science

Exercise and play

You should exercise your body every day. Exercise keeps you healthy and strong

Exercise makes you feel hungry.

It helps you eat well

Exercise also makes us tired it helps you sleep well.

You must go out and play every day. You enjoy while playing together with other children playing and running around keep you fit. But you not play soon after eating



<https://youtu.be/8CnKafrstc8>

Week 1: Day 3

Topic: Correct Posture

Do exercise on pg.46 science

Correct posture

Posture is the way you hold your body. It is the way you sit, stand and walk

You must always walk upright. You should always sit and stand straight. Good posture keeps your body fit. They also make you look smart

You must remember to sit straight while writing, doing your home work or reading and working on the computer



<https://youtu.be/Ulaa9pYnGdk>

Week 2: Day 1

Topic: Fill in the blanks

Do exercise on pg.46 science

Fill in the blank.

- _____ keep your healthy and strong.
- The way you sit, stand and walk is known as_____.

Week 2: Day 2

Topic: Rest and Sleep

Do exercise on pg.47 science

Fill in the blanks.

You should sleep _____ at night and wake up _____ in the morning

Week 2: Day 3

Topic: Exercise

Do exercise on pg.48 science

Fill in the blank with the correct option.

1. A healthy person _____ life. Hates / enjoy.
2. Exercise makes you _____. Dull /strong.
3. _____ is the way you hold your body. Walk / posture.
4. Always breath through you _____. Nose / mouth.
5. You should get rest for about _____ hours. Four / nine
6. _____ cover your face while sleeping. Never / always

State whether the following sentences are true or false.

1. You need not exercise to be fit and healthy. _____
2. You must play every day _____
3. You should play soon after eating food. _____
4. You must sit straight while watching TV. _____
5. Always breathe through your nose. _____
6. Rest and sleep make you lazy. _____
7. You should wake up early in the morning. _____

Week 3: Day 1

Topic: Answers these Questions

Do exercise on pg.48 science

I. _How should you stand and walk ?

II. How should you sit while doing your homework?

III. Why does your body need rest?


IV. What is the important thing you should do before sleeping?

Week 3: Day 2

Topic: Task

Do exercise on pg.49 science

Match the following by drawing lines



Week 4: Day 1

Crayons are for drawing
Colouring flowers fruits and jugs
Not for colouring on thing Like



desk walls or rugs

Pencils are for writing scribbling

Name and number too.

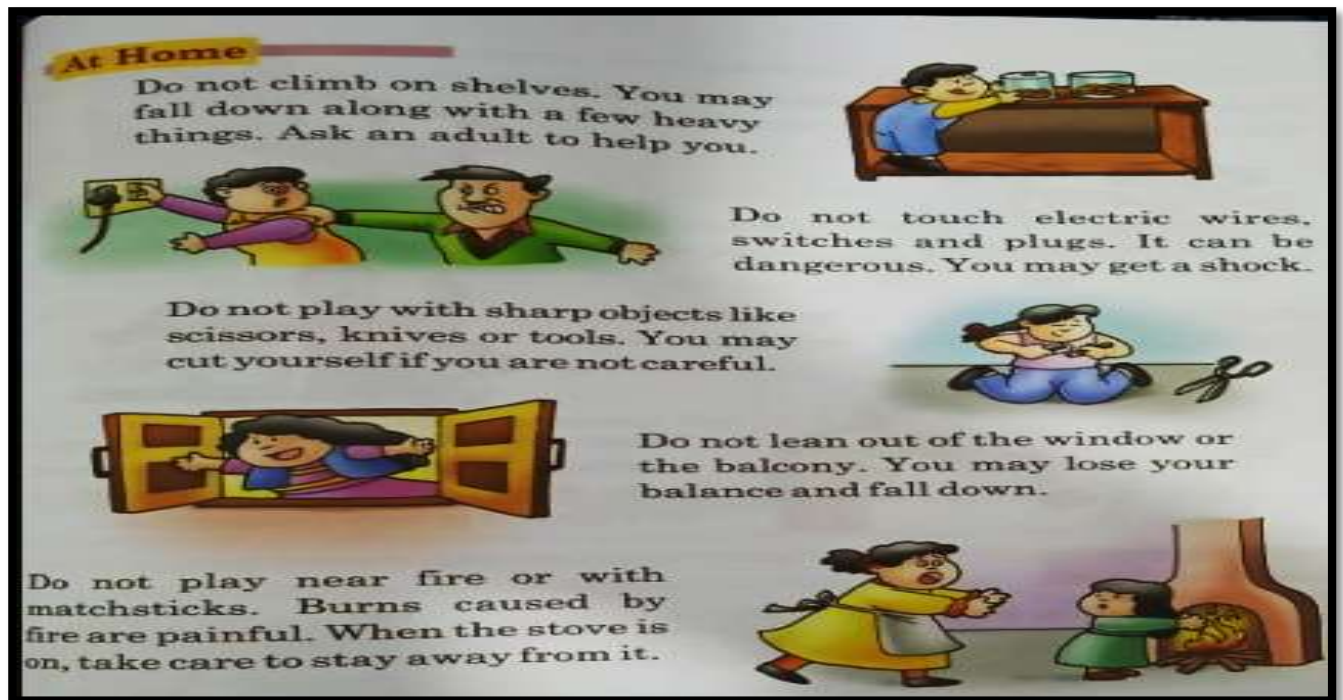
Not for throwing poking banging or For you to chew



<https://youtu.be/z8MqKK5cWNw>

Topic: At Home

Do exercise on pg.51 science



Week 4: Day 2

Topic: Fill in the blanks

Do exercise on pg.52 science

Fill in the blank

- We should not _____ wires switches and plugs.
- _____ Caused by fire and painful.
- We should never go anywhere with a _____.

Week 4: Day 3

Topic: On the Road

Do exercise on pg.53 science

On the Road


- Do not run or play on the road .You can get hit by a moving vehicle.
 - Always walk on the footpath. There are no moving vehicles on it.
- When you have to cross the road, remember the following rules.**
- When the traffic light is red it means stop.
 - When the traffic light is yellow it means get ready.
 - When the traffic light is yellow it means go.
 - Always use the zebra crossing for crossing the road

Week 5: Day 1

Topic: Activity

Do exercise on pg.53 science

Observe how a traffic police man control the movement of traffic at a crossing Now enact the role of a traffic policeman in your classroom Let other children play the role of vehicle coming from different roads at a crossing



Week 5: Day 2

Topic: In the Playground

Do exercise on pg.54 science

Points to Remember

- You should always follow safety rules.
- Do not play with fire, sharp objects or electric wires.
- Do not talk to strangers.
- Sit quietly inside a moving bus
- Do not run or play on the road
- Walk on the footpath
- Cross the road on a zebra crossing

Week 5: Day 3

Topic: Exercise

Do exercise on pg.55 science

Week 6: Day 1

Exercises

A. Fill in the blanks.

1. You should not chew your _____ **food/ pencil**
2. Safety means staying away from _____ **school/ danger**
3. If you touch electric wires you may get a _____ **fall/ shock**
4. You should not _____ out of the window. **see/ look**
5. If your mother is cooking, stay away from the _____ **stove/ toy**
6. You should never talk to _____ **parents/ strangers**
7. You should not try to climb into a _____ **bus**. **standing/ moving**
8. When the traffic light is green it means _____ **wait/ go**

B. Cross the unsafe one.

1. Pencils are used for
 drawing writing packing
2. You should play with
 electric wire ball doll
3. In school you should
 jump on the desks be quiet in the classroom walk on the sides in the corridors
4. On the staircase you should
 run walk not push
5. On a trip you should stay close to
 classmates strangers teachers
6. When the traffic light is red it means
 get ready stop go

Topic: Answers these Questions

Do exercise on pg.56 science

Answer these questions In short.

1. How should you use things at home and in the school

_____.

2. Why should you follow safety rules?

3. Why you should not poke anyone with your pencil?

4. Write one safety rule you must follow at home?

5. Why you should sit quietly in the bus ?

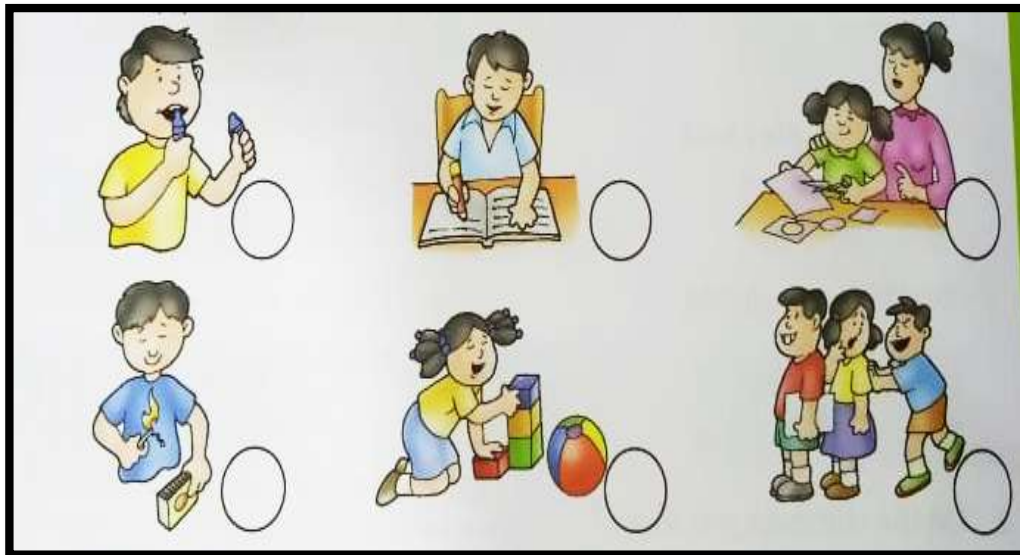
6. What is the first thing you should do if you get hurt?

Week 6: Day 2

Topic: Task

Do exercise on pg.56 science

Tick marks the safe actions and cross mark the unsafe actions



Week 6: Day 3

Topic: Project Idea

Do exercise on pg.56 science

Dicuss what can happen if children do not follow safety rules in school.

Project Idea

Draw and colour a traffic signal on a chart paper . write what each colour means.



S.ST

Week 1: Day 1

Look at the sky in the day time what colour is it is it bright or dark?


What can you see in the sky?



Week 1: Day 2


Look at the sky in the night time what colour is it is it bright or dark?

What can you see in the sky?



Week 1: Day 3

1 When do you see these things? Join with either A Or B



Week 2 DAY 1

- Observe the picture of Sun and Earth and write the answers of the following questions. (take help from pg 16)



1. What time is it when the Earth faces the Sun?

A: _____

Link: <https://youtu.be/Wr-CRksTYGg>

Week 2 DAY 2

- Fill the blanks with the help of pictures. (Text book pg# 17)
 1. The time between sunrise and sunset is _____ time.
 2. The time between sunset and sunrise is _____ time
- Write the names of bodies which move in the sky.
 1. _____
 2. _____
 3. _____

Link: <https://youtu.be/hG85D69Pepw>
Link: <https://youtu.be/Wr-CRksT>

Week 2: Day 3

Write the names of the days of the week

Number	Days of the week

Week 3: Day 1

Q-1 on which day did you watch TV?

Q-2 On which day did you play football?

Week 3: Day 2


Make your own chart like Peter's.



Help from Text book pg no 41

Week 3: Day 3

Write the names of weather.



Week 4 : Day 1

What do you see in these pictures?



Week 4 : Day 2

Q- What do you do when it rains?

Ans: _____

Week 4 : Day 3

Make a weather chart for this week.

Monday _____ Tuesday _____

Wednesday _____ Thursday _____

Friday _____ Saturday _____

Sunday _____

Q- What was the weather like you ?

Help from book pg no 43

Week 5: Day 1

Match the pictures with their seasons in a year.

Spring

Summer

Autumn

Winter



Week 5 : Day 2

Fill in the blank;

- There are _____ season in a year.
- We need to keep warm in _____.
- Flowers start to grow in _____.
- We wear light clothes in _____ as it is very hot.
- Leaves fall from many trees in _____.

Help from book pg no 46

Week 5 : Day 3

Match the Clothes with their seasons.



Week 6 : Day 1

What is difference in real and model cars?




Week 6 : Day 2

True/ False

- a. A model is bigger than the real thing_____.
- b. Peters model car looks just like his father's _____.

Week 6 : Day 3

Name some toys and colour them.



COMPUTER

Week: 1 Day : 1

Topic: Other Devices

Answer the following questions.

- 1. What is a floppy used for?**

Answer: _____

- 2. What is the shape of a CD?**

Answer: _____

- 3. What does a printer do?**

Answer: _____

Week :1 Day : 2

Topic: Other Devices

◆ **Fill in the blanks.**

- i. A floppy is used to _____ numbers.
- ii. A CD can store _____ information than a floppy.
- iii. A printer _____ the results.
- iv. A _____ is round in shape.
- v. You should keep a floppy _____ a cover.

Week :2 Day : 1

Topic: Other Devices

- o Tick (✓) the correct activity.



Week :2 Day : 2

Topic: Other Devices

☆ Circle the right answer.

- ❶ CD stands for
 - a. Compact Disk
 - b. Computer Disk
- ❷ Printer is also called
 - a. Input device
 - b. Output device
- ❸ Floppies are used to
 - a. Store numbers, words and information
 - b. Nothing
- ❹ CD can store much more information than a
 - a. Floppy
 - b. Printer
- ❺ A CD shape is
 - a. Square
 - b. Round

Week :3 Day : 1

Topic: Computer Room Manners

▪ Answer the following question.

a. Write any two things that you should do in the computer room?

i. _____

ii. _____

Week :3 Day : 2

Topic: Computer Room Manners

- Answer the following question.

Write any three things that you should not do in the computer room?

i. _____

ii. _____

iii. _____

Week :4 Day : 1

Topic: Computer Room Manners

Write True or False.

a. We should not keep anything on the keyboard.

b. We should press keys on the keyboard gently.

c. We should cover the computer before leaving the computer room.

d. We should insert pencils only in the CPU.

e. We should touch cables in the computer room.

Week :4 Day : 2

Topic: Computer Room Manners

◆ Match the column with following pictures.



Always ask your teacher before touching the Computer system-

Do not push or jerk the computer table.

Do not touch the cables or wires in the Computer room.

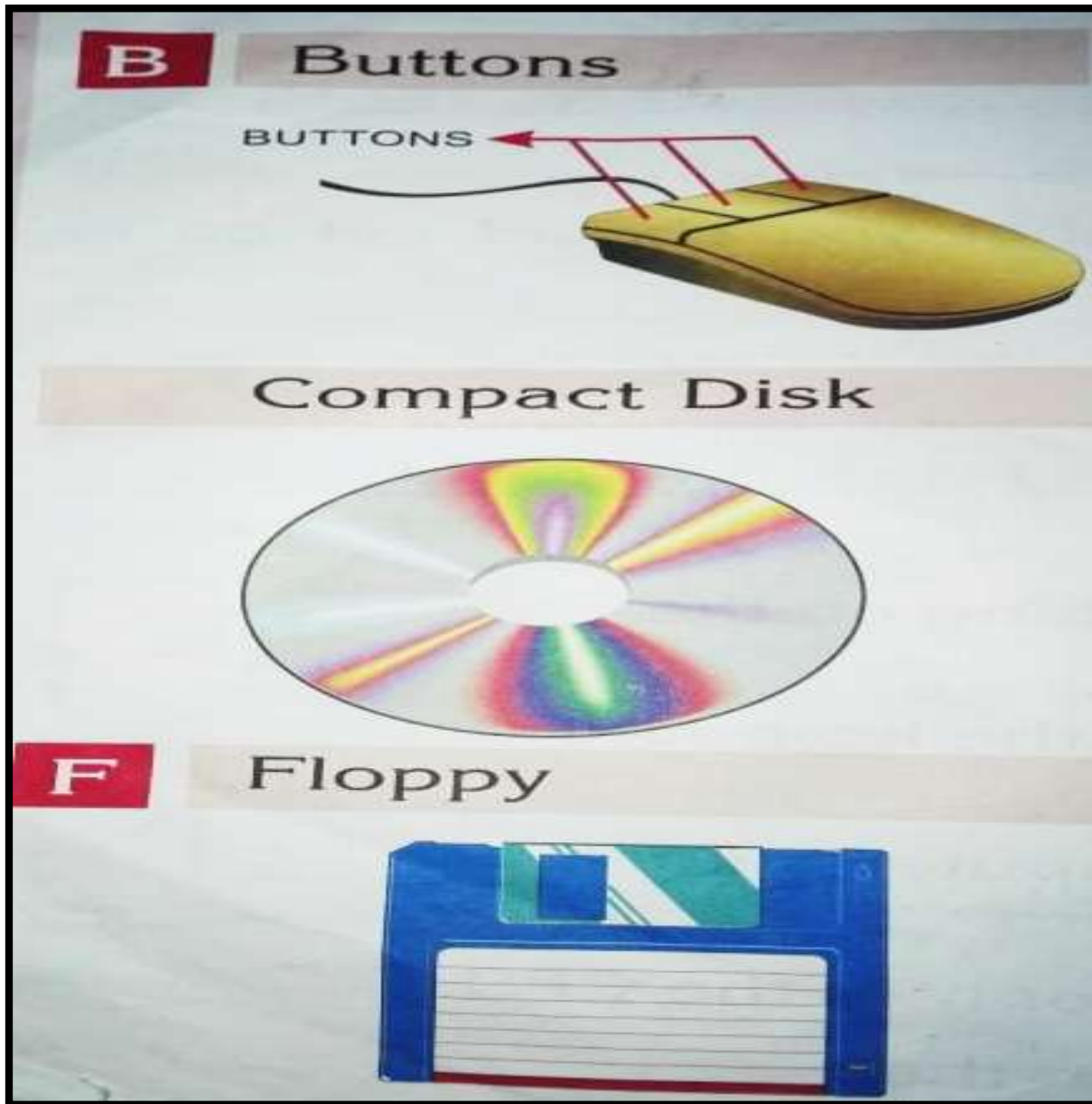
Take off your shoes before entering the Computer room.

Week :5 Day : 1

Topic: Picture Glossary



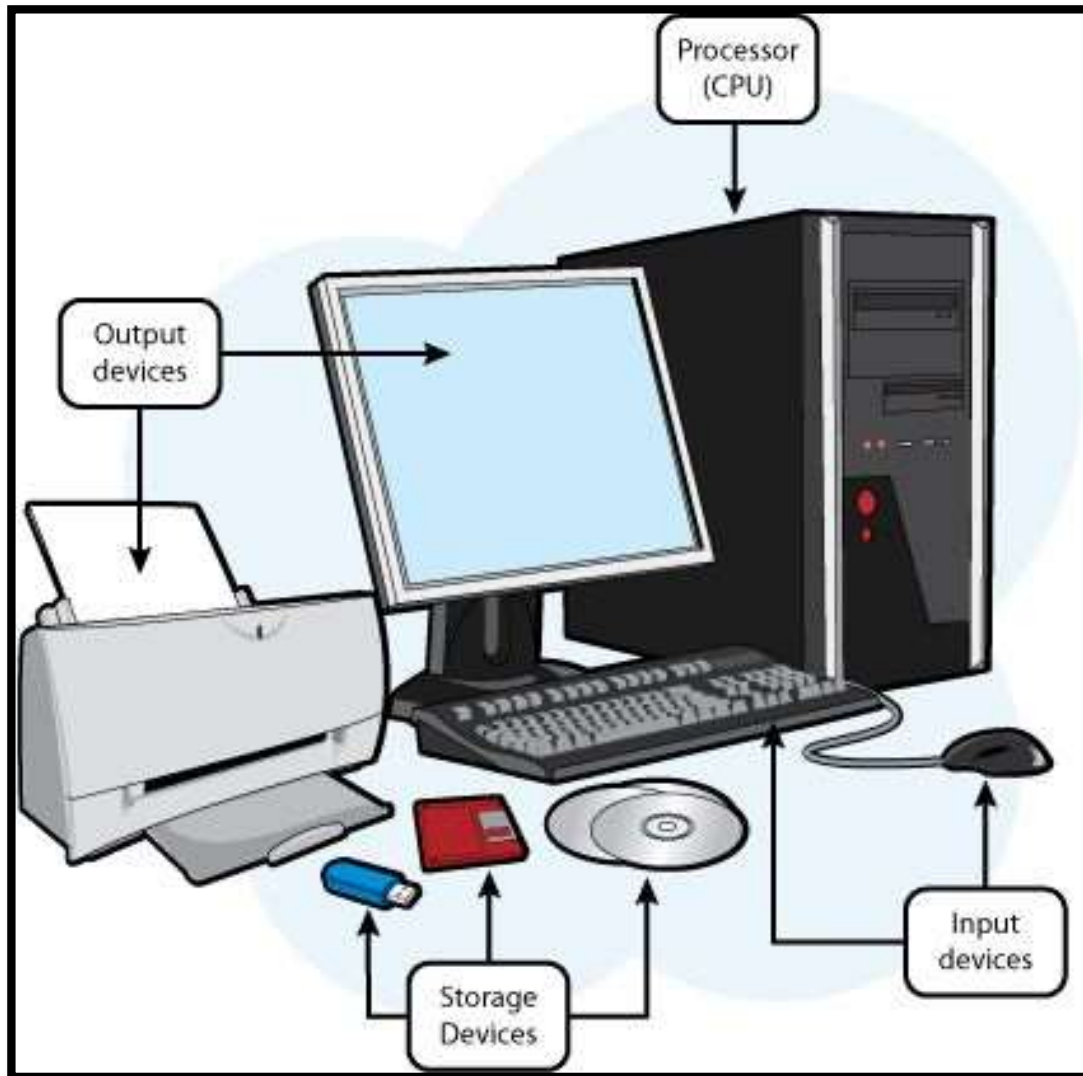
Look at the pictures learn & write their names.



Week :5 Day : 2

Topic: Picture Glossary

☞ Look at the pictures learn & write their names.



Week :6 Day: 1

Topic: Picture Glossary

☞ Look at the pictures learn & write their names.

KEYBOARD

MONITOR



Week :6 Day : 2

Topic: Picture Glossary

☞ Look at the pictures learn & write their names.

Keys

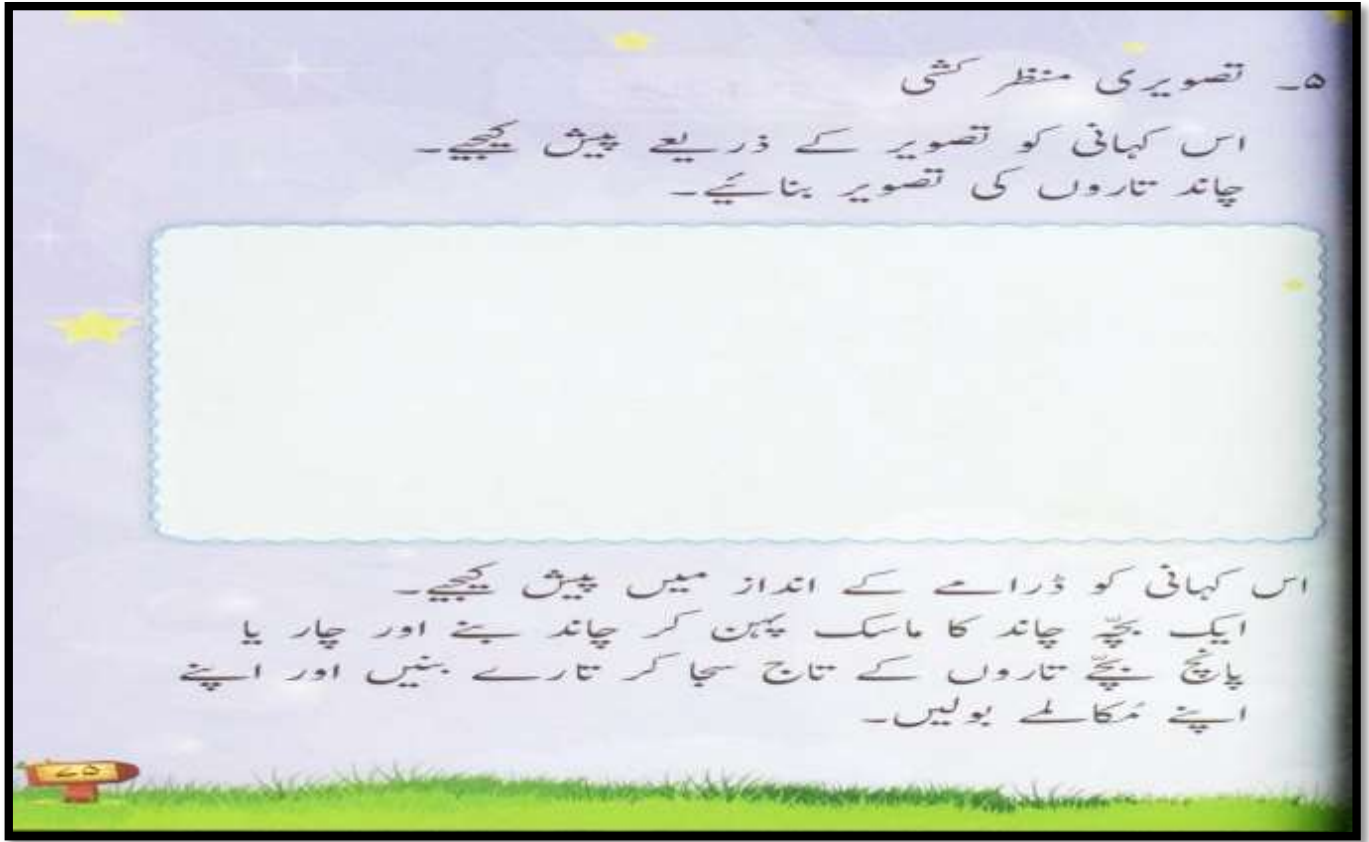
Mouse



سلیبس پہلا ہفتہ

عزیز طلباء اس ہفتے کا کام دی گئی ہدایات کے مطابق کریں۔

سرگرمی	ذرائع	گھر کا کام	صفحہ	عنوان	تاریخ
چاند اور تاروں کی منظر کشی کریں	کتابی مواد ورک شیٹ	بلند خوانی، مشکل الفاظ کی املا+ حروف کو الگ کریں (روشنی، تاروں، چمک، وقت، چاند)	70	چاند اور تارے	20 جولائی
		بلند خوانی، مشکل الفاظ کی املا مشقی سوالات 1-3	71 72	چاند اور تارے	21 جولائی
		الفاظ درست ملائیں	72		22 جولائی



سلیبس دوسرا ہفتہ


عزیز طلباء اس ہفتے کا کام دی گئی ہدایات کے مطابق کریں۔

تاریخ	عنوان	صفحہ	گھر کا کام	ذرائع	سرگرمی
27 جولائی	میرا تکیہ	74	بلند خوانی، مشکل الفاظ کی املا	کتابی مواد ورک شیٹ	
28 جولائی	میرا تکیہ	77	مشقی سوالات 1-4		
29 جولائی	میرا تکیہ	78	چار حروفی		



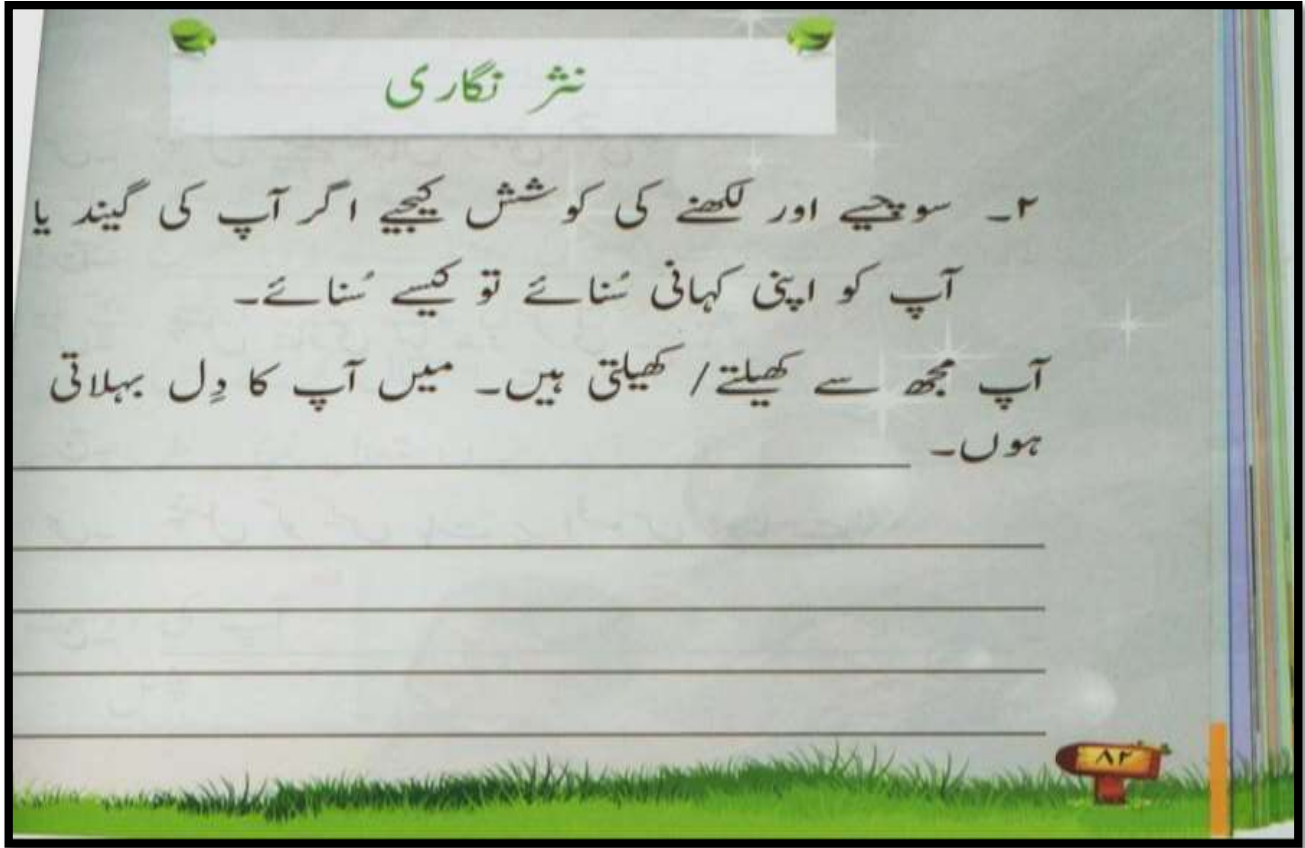
سلیبس تیسرا ہفتہ

تاریخ	عنوان	صفحہ	گھر کا کام	ذرائع	سرگرمی
3 اگست	پنسل کی کہانی	79	بلند خوانی، مشکل الفاظ کی املا	کتابی مواد ورک شیٹ	صفحہ 84 نثر نگاری گیت یا گریا کی کہانی
4 اگست	پنسل کی کہانی	80	بلند خوانی، مشکل الفاظ کی املا		
5 اگست	پنسل کی کہانی	81	مشقی سوالات 1-5		



عزیز طلباء اس ہفتے کا کام دی گئی ہدایات کے مطابق کریں۔

تاریخ	عنوان	صفحہ	گھر کا کام	ذرائع	سرگرمی
10 اگست	پنسل کی کہانی	83	املا بدل کر نئے الفاظ	کتابی مواد ورک شیٹ	موسم گرما پر جملے لکھیں
11 اگست	پنسل کی کہانی	84	الفاظ کے جملے بنائیں		
12 اگست	قواعد	84	واحد کے جمع بنائیں		



سلیبس پانچواں ہفتہ

عزیز طلباء اس ہفتے کا کام دی گئی ہدایات کے مطابق کریں۔

تاریخ	عنوان	صفحہ	گھر کا کام	ذرائع	سرگرمی
17 اگست	اسکول اسکول	86	بلند خوانی ، مشکل الفاظ کے معنی سوال 3 اعراب لگائیں	کتابی مواد ورک شیٹ	خوش خطی صفحہ 94
18 اگست	اسکول اسکول	87 88	بلند خوانی، مشکل الفاظ کی املا مشقی سوالات 1-3		
19 اگست	اسکول اسکول	88, 89 90	مشقی سوالات 4-7 خالی جگہ پر کریں		

سلیبس چھٹا ہفتہ

عزیز طلباء اس ہفتے کا کام دی گئی ہدایات کے مطابق کریں۔

تاریخ	عنوان	صفحہ	گھر کا کام	ذرائع	سرگرمی
24 اگست	تصویری تفہیم	94	خالی جگہ پر کریں	کتابی مواد ورک شیٹ	آپ نے عید الفطر کیسے منائی
25 اگست	قواعد		مذکر مونث (شیر، نوکر، مرد، گھوڑا، مور)		
26 اگست	قواعد		والدین کا احترام مضمون		

سلیبس : اسلامیات

جماعت : اول

پہلا ہفتہ : صفحہ نمبر 13 (مہارات)

پہلا دن : صفحہ نمبر 13 (مہارات)

تعارف : نماز روزہ و زکوٰۃ اور حج

باندھوئی مشکل اللہ کی اما

دوسرا دن : صفحہ نمبر 15

مشق

سوالات کے جوابات تحریر کریں

سوال نمبر 1، سوال نمبر 2

دوسرا ہفتہ : صفحہ نمبر 15

پہلا دن : مشق

سوالات کے جوابات تحریر کریں

سوال نمبر 3، سوال نمبر 4

دوسرا دن : صفحہ نمبر 15

ورک شیٹ

تیسرا ہفتہ: صفحہ نمبر 13, 14

پہلا دن: سوالات کے مختصر جوابات تحریر کریں

- 1- ہم اپنی زندگی کس کے بتائے ہوئے طریقے کے مطابق گزارتے ہیں؟
- 2- دن میں کتنی نمازیں فرض ہیں؟
- 3- روزے ہم کس مہینے میں رکھتے ہیں؟

دوسرا دن: صفحہ نمبر 13, 14

ورک شیٹ

پانچواں ہفتہ: صفحہ نمبر 17

پہلا دن: مشق

سوال نمبر 2 کا جواب تحریر کریں

دوسرا دن: صفحہ نمبر 17

مشق

سوال نمبر 3 کا جواب تحریر کریں۔

چھٹا ہفتہ: صفحہ نمبر 16

پہلا دن: سبق نماز

مختصر جوابات تحریر کریں

- 1- قیامت کے دن سب سے پہلے کونسا سوال کیا جائے گا؟
- 2- نماز پڑھنے سے پہلے کیا ضروری ہے؟
- 3- نماز کس چیز کو پاک صاف رکھتی ہے؟

دوسرا دن: صفحہ نمبر 16

سبق: نماز

ورک شیٹ

خالی جگہ پر کریں۔

- 1- اللہ تعالیٰ کی عبادات میں سب سے افضل عبادت _____ ہے۔
- 2- نماز اللہ تعالیٰ کا _____ ادا کرنے کا بہترین طریقہ ہے۔
- 3- _____ اللہ کے نزدیک نماز ادا کرنے کی پسندیدہ جگہ ہے۔

General Knowledge

Week :1 Day : 1

Topic : Islam

Q 1. Who created this world

Ans. Allah

Q 2 . What is our religion

? Ans . Islam

Week :1 Day : 2

Q 1 . Who is our first and last Prophet ?

Ans . Our first prophet is Hazrat Adam (A.s) and our last prophet. is Hazrat Mohammad (S.A.W)

Q 2 . Write down names of 5 Prayers ?

And . 1) Fajar 2) Zuhar 3) Asar 4) Maghreb 5) Isha

Week :2 Day : 1

Topic : Myself

Q. 1 What is your name?

Ans _____

Q 2. How old are you?

Ans .

Week :2 Day : 2

Q. 1) In which class do you study ? _____

Q 2.) What is your school name ? _____

Week :3 Day : 1

Topic : Our Country

Q 1) What is the name of your
country ? Ans Pakistan

Q 2) How many colors are in our flag
? Ans. Two , white and green

Day 2

Q) 1 Who is the founder of Pakistan ?

Ans . Quaid _e_ Azam Mohammad Ali

Jinnah Q)2 Who is our national poet ?

Ans. Allama Iqbal

Week :4 Day : 1

Topic : Animals/Birds

Q 1) what is our national animal

? Ans . Markhor

Q 2) name any two pet animals ? _____

Week :4 Day : 2

Q 1) Name any two wild animals ? _____

Q 2) How many wings does a bird
have ? Ans . Two

Week :5 Day : 1

Topic: Fruits and vegetables

Q 1) Name the king of fruits

? Ans . Mango

Q 2) Name king of

Vegetables ? Ans . Brinjal

Day 2

Q 1) Name any five fruits ? _____

Q 2) Name any five vegetables ? _____

Week :6 Day : 1

Topic: Games

Q 1) What is your favorite game ? _____

Q 2) what is our national
game ? And . Hockey

Week :6 Day : 2

Q 1) Name any two outdoor games ? _____

Q 2) Name any two in door games ? _____