

Summer Vacations Homework 2020

Class : Two

Cantt Public Education System

A NEW FRONTIER IN LEARNING

Dear Students,

We hope that you and your families are keeping well during ongoing health crises. It is more and more likely that schools may not open till Aug 2020. Therefore, we are pleased to share our plans for online instructions and homework activities.

As of 20TH July, we will be starting a robust, interactive teaching programme. The curriculum will be taught through various online platforms, video lectures and live interaction with teachers as well as carefully designed homework, which all students will complete at their own time. We shall pursue following time table:-

| Group | DAYS | Timings | Subjects | Remarks |
|-------|-----------|-------------|-----------------|---|
| I | Monday | 0900 - 0940 | English | Principals shall ensure availability of subject teachers to students for coaching/clarification of doubts etc |
| | Tuesday | 1000 - 1040 | Urdu | |
| | | 1100 - 1140 | Science | |
| | Wednesday | 1200 -1240 | GK | |
| II | Thursday | 0900 - 0940 | Maths | |
| | Friday | 1000 - 1040 | S Studies | |
| | | 1100 - 1140 | Computer | |
| | Saturday | 1200 -1240 | Islamiat/Naazra | |

Beloved scholars, home work for following subjects has been included in this booklet:-

| Ser | Subject | Pages | |
|-----|-------------------|-------|----|
| | | From | To |
| 1 | Social Studies | 03 | 09 |
| 2 | Computer | 10 | 16 |
| 3 | Islamiat | 17 | 19 |
| 4 | English | 20 | 32 |
| 5 | Maths | 33 | 42 |
| 6 | Urdu | 43 | 48 |
| 7 | General Knowledge | 49 | 52 |
| 8 | Science | 53 | 62 |


Our main objective is to keep you in touch with your studies rather than to put you under unjustified burden. Therefore, a pragmatic program has been planned for your educational progression. Stay home, stay safe and stay connected with your studies

Regards

Social Studies

Week 1: Day 1

Write the names of these sports seen in the pictures.



Week 1: Day 2

Q-1: Badminton, hockey and cricket are indoor / outdoor sports .

Ans: -----

Q-2: Table tennis, ludo and carom are indoor / outdoor sports.

Ans : -----

Week 1: Day 3

Write some games which you like to play with your friends .

Week 2: Day 1

Q-1: What is meant by rules?

Ans : -----

Help from book pg no 45

Week 2: Day 2

Write any three rules which you follow in your School.

Help from book pg no 45

Week 2: Day 3

Write True or False:

- 1 School rules and house rules are the same.
- 2 Rules help us in our lives
- 3 We should follow rules only in school.

Help from book pg no 47

Week 3: Day 1

Write any three rules which you follow in your Homes.

Help from book pg no 46

Week 3: Day 2

Q-1: Who helps you follow the rules at home?

Q-2: Who makes the rules in school?

Help from book pg no 48

Week 3: Day 3

How do you think students who break rules should be treated?

Weel 4: Day 1

Q-1: How many steps followed by the students of class two when they see litter in the playground every day after break?

Ans _____

Q-2: What is the first step to solve a problem?

Ans: -----

Help from book pg no 50 and 51

Week 4: Day 2

Paste here a picture of Garbage in the playground from newspaper / magazine etc.




Week 4: Day 3

Find the difference



Week 5: Day 1

Circle the thing that could be dangerous.



Week 5: Day 2

Q: What could happen if you put your head or hand out of a moving car?

Ans:



Week 5 : Day 3

Q: What could happen if you touch bare electric wires?



Week 6: Day 1

Write two sentences about self-safety.

1. _____
2. _____

Link: <https://youtu.be/wqYS3qLmMn8>

Week 6: Day 2

Q : Why should never take medicine on your own ?



Week 6: Day 3

Q : Why is it dangerous to play with fire ?



COMPUTER

Week:1 Day:1

Topic: Starting Your Computer

Answer the following question.

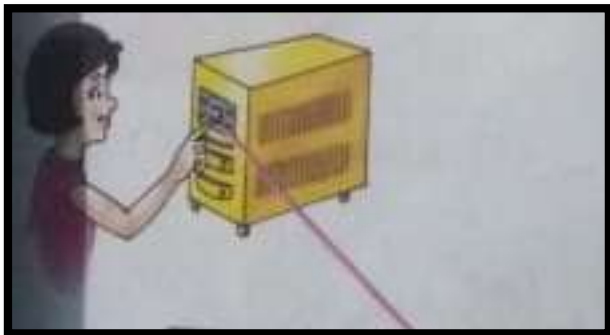
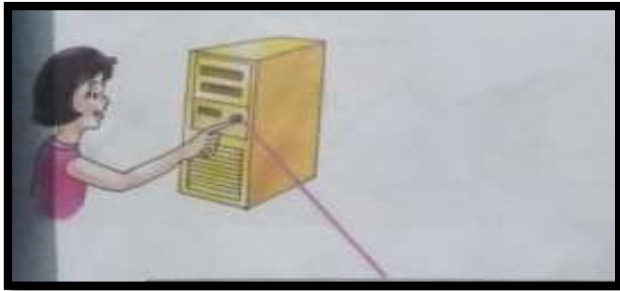
- a. Write down the steps to switch on a computer.

Week: 1 Day:2

- b. Write down the steps to switch OFF a computer.

Week:2 Day:1

➤ Label the following diagrams.



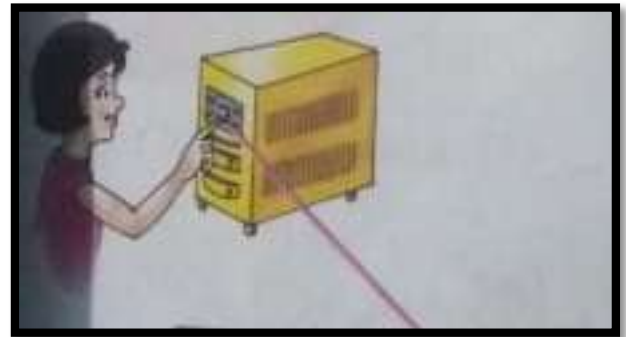
Week:2 Day:2

➤ Match the column with right picture.

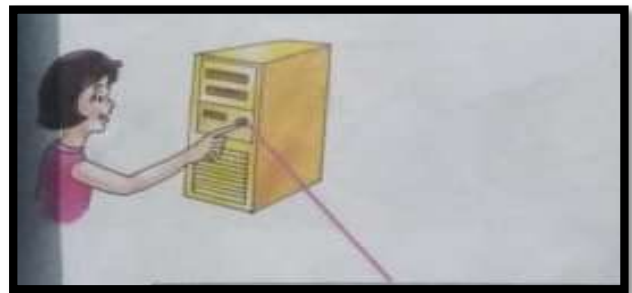
a. Switch on CPU




b. Switch on Power button



c. Switch on UPS



d. Switch on Monitor



Week:3 Day:1

- a. Circle the right answer.
- b. UPS stands for.
- c. Uninterrupted Power Supply b. Utility Power Supply
- d. Monitor screen is also Called
- e. Windows XP b. Windows Desktop
- f. The small pictures on the Windows Desktop are called
- g. Folder b. Icons
- h. You can see a small button on the bottom left corner is called
- i. Start button b. My Computer
- j. You can see an arrow-like pointer on the screen is called
- k. Mouse Pointer b. Mouse

Week:3 Day:2

Topic: Let us draw –using

Answer the following questions.

- a. What is Paint?

Answer _____

- b. Write the steps for starting Paint?

Answer _____

Week:4 Day:1

Answer the following questions.

- c. What is the Drawing board?

Answer _____

- d. What does the Tool box contain?

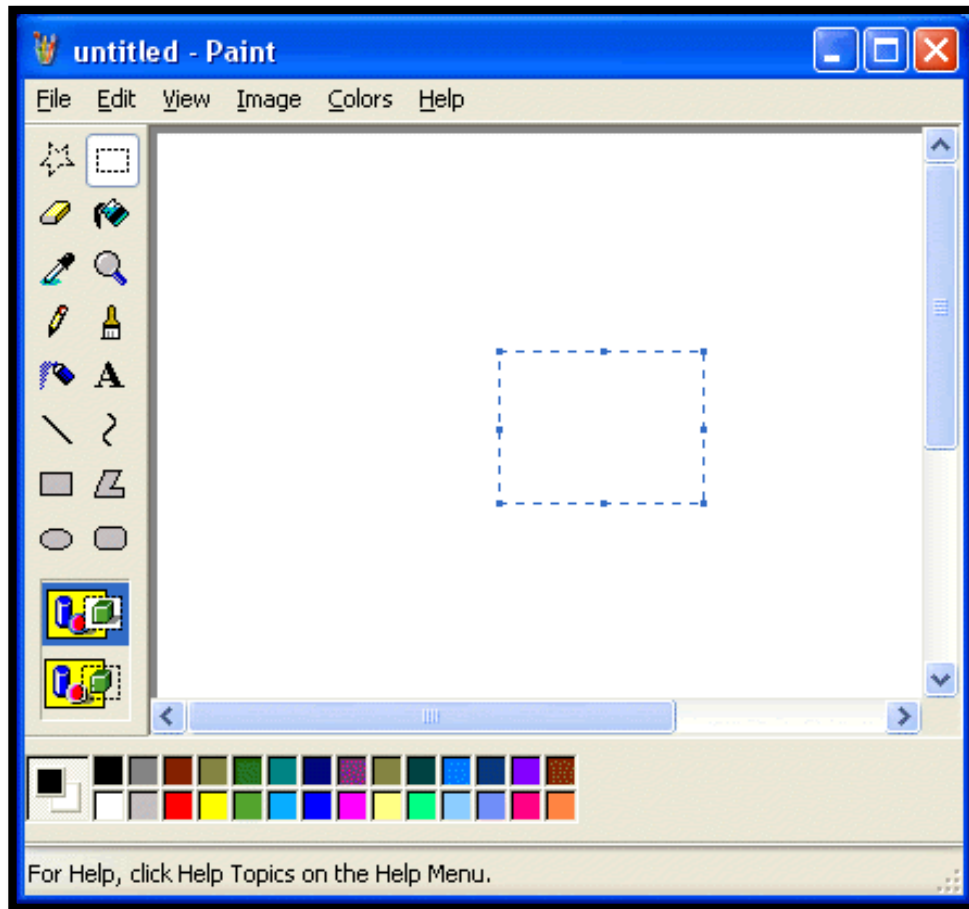
Answer _____

- e. What can you do with the color box?

Answer _____

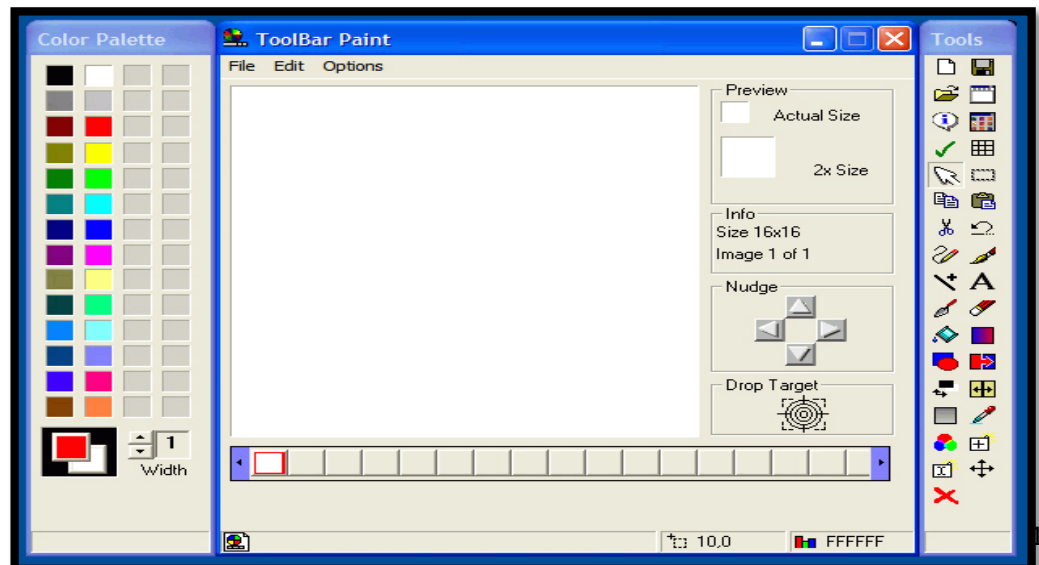
Week:4 Day:2

- Figure below the Paint Window.



Week:5 Day:1

- Label the tools.



Week:5 Day:2


➤ Fill in the blanks.

- a. _____ is a program which allows you to draw pictures.
- b. To start Paint you click on _____ on the window Desktop.
- c. The _____ is used to select colours.
- d. _____ is the area where pictures are drawn.
- e. _____ tool is used to draw straight lines.
- f. To close Paint click on the _____ button in the Paint window.
- g. _____ contains tools for drawing pictures.

Week:6 Day:1

➤ Match the following.

- Pencil tool
- Rectangle tool
- Eraser tool
- Line tool
- Ellipse tool



Week:6 Day:2

Do the following on your computer.

- *Select the Rectangle tool from the Tool box.*

- *Select a colour from the Colour box.*

- *Move the cursor to the Drawing area. Press the left mouse button and drag the mouse to some distance and then release the button.*

What happens?

Islamic Studies



جماعت: دوئم

سلیبس: اسلامیات

پہلا ہفتہ: صفحہ نمبر 19,20

پہلا دن: سبق تہذیب و اخلاق

بلند خوانی، مشکل الفاظ کی املا

مشق

سوالات کے جوابات تحریر کریں

سوال نمبر 1، سوال نمبر 2

دوسرا دن: صفحہ نمبر 20

مشق

سوالات کے جوابات تحریر کریں

سوال نمبر 3، سوال نمبر 4

دوسرا ہفتہ: صفحہ نمبر 21,22

پہلا دن: اسلامی اخلاق و عادات

بلند خوانی، مشکل الفاظ کی املا

مشق

سوال نمبر 1 کا جواب تحریر کریں

دوسرا دن: صفحہ نمبر 22

مشق

مندرجہ ذیل سوالات کے جوابات تحریر کریں

سوال نمبر 2، سوال نمبر 3

درک شیٹ

خالی جگہ پر کریں۔

1- السلام علیکم کے معنی ہیں آپ پر اللہ کی _____ ہو۔

2- آپس میں سلام کرنے سے _____ جاتی رہتی ہے۔

3- السلام علیکم کی جواب _____ ہے۔

تیسرا ہفتہ: صفحہ نمبر 23

پہلا دن: سبق گفتگو کے آداب

بلند خوانی، مشکل الفاظ کی املا

مشق

سوال نمبر 1 کا جواب تحریر کریں

ورک شیٹ

مختصر جوابات تحریر کریں

1- کیا ہمیں بڑوں سے ادب سے بات کرنی چاہیے؟

2- چھوٹوں سے کس طرح بات کرنی چاہیے؟

دوسرا دن: صفحہ نمبر 23

سبق گفتگو کے آداب

مشق

مندرجہ ذیل سوالات کے جوابات تحریر کریں

سوال نمبر 3، سوال نمبر 4

چوتھا ہفتہ: صفحہ نمبر 24

پہلا دن: سبق کھانا کھانے آداب

بلند خوانی، مشکل الفاظ کی املا

مشق

سوال نمبر 1 کا جواب تحریر کریں

دوسرا دن: صفحہ نمبر 24

سبق کھانا کھانے آداب

مشق

سوال نمبر 2 کا جواب تحریر کریں

ورک شیٹ

کھانا _____ ہاتھ سے کھانا چاہیے۔

پانی _____ کر پینا چاہیے۔

ماہنامہ اہل سنت نمبر 23

پہلا دن: سنی والدین کی عزت و احترام

بائند خوانی: مشکل الفاظ کی امانا

مشق

سوال نمبر 1 کا جواب تحریر کریں

دوسرا دن: صفحہ نمبر 25

سنی والدین کی عزت و احترام

ورک شیٹ

مددگار ایل جہانگ کے سامنے صبح اور ظہر کے اذانوں کا نمونہ لکھیں۔

- 1- دین اسلام کے والدین کی خدمت کا بہت بڑا درجہ رکھتا ہے
- 2- والدین جس بات سے ہمیں روکیں اس سے نہیں رکتا چاہیے
- 3- ہمیشہ والدین کے ساتھ ادب سے بات کریں

پہلا دن: سنی والدین کی عزت و احترام

پہلا دن: سنی بڑوں کا احترام اور چھوٹوں سے پیار

بائند خوانی: مشکل الفاظ کی امانا

مشق

سوال نمبر 1 کا جواب تحریر کریں

دوسرا دن: صفحہ نمبر 26

سنی بڑوں کا احترام اور چھوٹوں سے پیار

مشق

سوال نمبر 2 کا جواب تحریر کریں

ورک شیٹ

خالی جگہ پر کریں

- 1- چھوٹوں کے ساتھ _____ سے پیش آنا چاہیے۔
- 2- کوئی _____ ہو تو اگلی پکڑ کر اسے راستہ بتادیں۔
- 3- حضرت محمد ﷺ کا حکم ہے کہ اپنے بڑوں کی _____ کریں۔

English

Week 1: Day 1

Topic: Listen and Speak

Do exercise on pg.42 Progressive English 2

How can Grandpa help Sara.

Grandpa. Are you going to do your homework?

Sara. What now? Its seven o clock and I'm quite tired

Grandpa comes on Sara.

Sara. All right then how do you spell friend? is it E...I I in the middle!

Grandpa. Not quite its F...R...I...E...N...D.

SARA Thanks. Hey! Have you got a new number in the phone book?

Sara. Sure where's the booklet?

Grandpa. Oh dear I can find it. Let do this tomorrow.

Sara. Grandpa do you want to use your mobile phone?

Grandpa. Er.....Not now. Are you going to get on with your homework



Yes or No? What do these phrases mean? Write them in the correct box

Sure

Not now

All right

Not quite

| | |
|----------------------|----|
| Yes Example: Sure | No |
|----------------------|----|

Week 1: Day 2






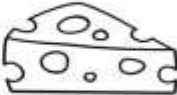


Topic: Words and Phonics

Do exercise on pg.43 Progressive English 2

Worksheet:

Name: _____

Matching Digraphs

| | | | |
|--|----------------------|--|----------------------|
|  | <input type="text"/> |  | <input type="text"/> |
|  | <input type="text"/> |  | <input type="text"/> |
|  | <input type="text"/> |  | <input type="text"/> |
|  | <input type="text"/> |  | <input type="text"/> |

| | | | |
|----|----|----|----|
| sh | ch | th | sh |
| ch | sh | ch | th |

Read these words. They all make different sounds.

| | | | | |
|----------|-------|-------|-------|----------|
| Chair | Shop | there | what | phone |
| Child | shirt | that | when | photo |
| Children | shoes | these | where | elephant |
| Cheese | she | they | which | alphabet |

Week 1: Day 3

Topic: How to put a number into the phone book

Do exercise on pg.44 Progressive English 2

Sumon: Shakib, How are you, friend?

Shakib: I'm fine. But I am so sorry for being late.

Sumon: No problem. Today I would like to talk to you about the frequent cyclones in our country.

Sakib: Of course. Actually, now they are a most talked about issues.

Sumon: Do you agree cyclones are occurring frequently in our country?

Shakib: Right. But why are they so frequent nowadays?

Sumon: I do think it is mainly for serious climatic change in our country as well as all over the world.

Shakib: Why this change is occurring?

Sumon: It is actually for the increasing pollution of our environment, especially in the air.

Shakib: Who is responsible for this pollution and who are the victims?

Example the time is at top of the screen

| | | |
|--|---|------------|
| 1. The charge sign 2. The signal sign 3. The manu | Is on the right of Is on the left of Is at the top of | The screen |
| 4. The on/off switch 5. The select key 6. The scroll key | Is at the bottom of Is in the middle of | The keys |

Complete the sentences using the words in the diagram.

1. The Signal sign tells you when the phone can receive or make calls.
2. When you want to turn on the mobile phone press the ____ switch
3. When you do up or down you press arrows on the _ _____ key
4. When you chose something press the _____ key
5. When you want to know the time you look at the _____ key
6. The _____ sign tells you when buttery is high or low.

Week 2: Day 1

Topic: Sentences and Writing

Do exercise on pg.46 Progressive English 2

A Make questions for these answers. Start each one: How do I...

Example: 1. how do I scroll up?

1. You scroll up by pressing the key with arrows on it.
2. You select something by pressing the big key in the middle.
3. You turn it on by pushing the key at the top.
4. You check the battery by looking at the charge sign.
5. You check the signal by looking at the signal sign.

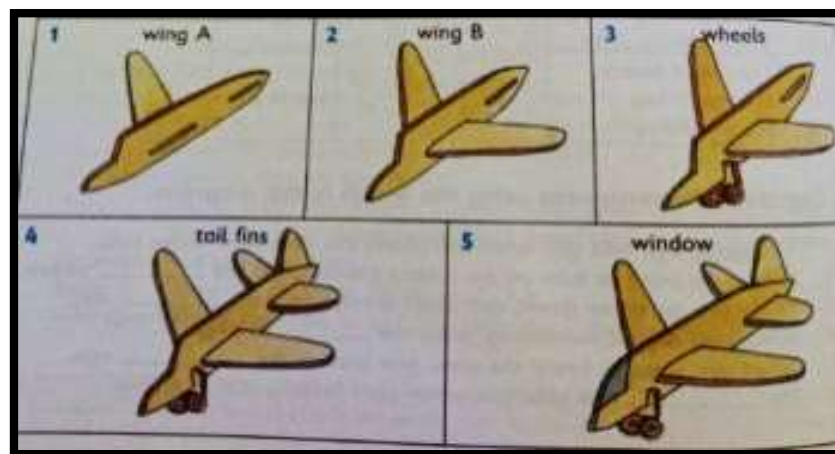
B Complete each sentence using 'on'. 'Off' or 'up'.

Example: When you scroll up, you press on arrow.

1. When you turn _____ your mobile phone, you can make a call.
2. When you get _____ in the morning. You put _____ your clothes
3. When you go to bed, you take _____ your clothes and you turn _____ the light
4. When you turn _____ the TV, you make it louder.

C Look at the pictures. Use 'on the left/right side of ...', 'under', on the back of ...' and 'on the front of ...' to explain how to make a toy plane.

Example: 1. Stick wing A on the left side of the plane.



Week 2: Day 2

Topic: Words


Do exercise on pg.47 Progressive English 2

Enormous quite big very big

Quite tired exhausted very tired

Very small tiny quite small

Terrified very frightened quite frightened



Week 2: Day 3

Topic: Check-up Time

Do exercise on pg.48 Progressive English 2

Worksheet

Listen and fill in the table to show what chimp did during the weekend

Watching TV had a picnic in the forest read a book

Played cricket played on his computer visited his uncle and aunt

| | Saturday | Sunday |
|------------|----------------|--------|
| Morning | Played cricket | |
| Afternoon | | |
| everything | | |

Where what when why whose how many

Where was chimps' garden! It was near his house.

1. _____ different vegetable did he grow! He grew four vegetables.
2. _____ did he grows? He grew peas, beans, potatoes and corns.
3. Were the plants? They were chimp plants.
4. Did he plant them? He planted them in august.
5. Did he water them? Because he wanted them to grow well.

Week 3: Day 1

Topic: Fantasy worlds | Listen and Speak

Do exercise on pg.50 Progressive English 2

| Fruits | Vegetables | Sweet or pastry |
|--------|------------|-----------------|
| Melons | Potatoes | Cake |



Do what your teacher says

1. Go outside and stand in a line.
2. If your teacher says the name of a fruit, jump forwards.
3. If your teacher says the name of vegetable, jump backwards.
4. If your teacher says the name of sweet, stand still.
5. If you do the wrong thing, you are out.
6. The last child in the line has won the game!



C. Talk about the picture.

Tick what you can see in it.

Snow Houses forest

Town's Mountains

Revers clouds



Week 3: Day 2

Topic: Words and Phonics

Do exercise on pg.51 Progressive English 2

Grammar:

| Part of Speech | Function or "job" | Example words | Example |
|----------------|-------------------|-------------------------------|------------------------------|
| Verb | Doing action | Eating, cooking, walking etc. | Sara is walking in the park. |

Week 3: Day 3

Topic: Read and story

Do exercise on pg.52 Progressive English 2

A. Who said what? Draw line to say who said these words.

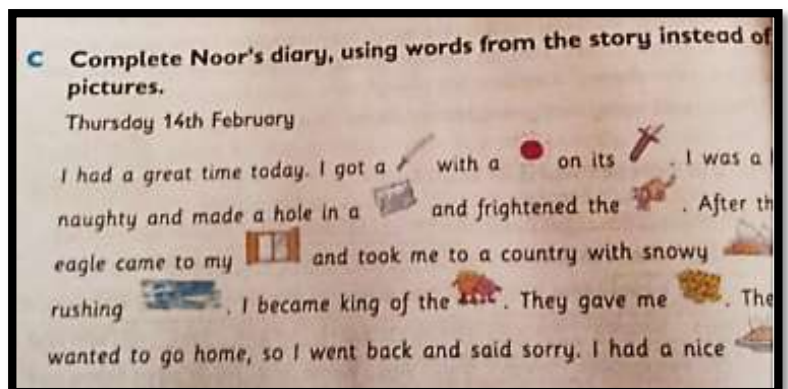
| | |
|---------------------------------------|---|
| 1. You must give me food. | Said Noor Said Noor mother Said the monster |
| 2. You must stay here with us. | |
| 3. You must go away. | |
| 4. You must say sorry to your sister. | |
| 5. You must sign to me | |

How did they do it? Look at the story and use given words and complete the sentences.

Slowly quickly angrily nicely sharply loudly

Example. Noor mother spoke sharply

1. Noor went upstairs_____.
2. He lay on his bed and cried_____
3. When Noor jumped off the eagles back. He turned around_____.
4. The monsters walked towards him_____.
5. When Noor went home he said worry_____



Week 4: Day 1

Topic: Sentences

Do exercise on pg.54 Progressive English 2


Worksheet:

Grade 2 Sentences Worksheet

The cat walked slowly to the park.

Combine 2 nouns and a verb plus other words to make sentences.

| Nouns | Verbs | Nouns |
|-----------|----------|----------|
| Melanie | biked | park |
| boy | walked | mouse |
| man | ate | lake |
| captain | finishes | cupcakes |
| cat | sang | key |
| locksmith | colored | path |
| mayor | fished | page |
| teacher | made | story |
| Max | told | song |
| students | chased | mess |



1. _____
2. _____
3. _____
4. _____
5. _____
6. _____

Week 4: Day 2

Topic: Reading A Fantasy World

Do exercise on pg.56 Progressive English 2

Answer th question about the poem.

1. What fruit will there be in china Williams fantasy world?
2. What sweet food will the poet eat?
3. Will the poet read history books?
4. Will the poet go to the bed early or late?
5. What will happen when the poet pushes a button?
6. Which word rhymes with go?
7. Which word rhymes with go?
8. Which word mean too old?

What do you do at different times of day?

Write true sentences.

Example: I get up at 6

Eat breakfast at _____ I go to school at _____ I eat lunch at _____ i go home at _____ I eat dinner at _____ I go to bed at _____.

Week 4: Day 3

Topic: Sentences and Writing

Do exercise on pg.57 Progressive English 2

Worksheet:

Modal Verbs


Will / Won't

A - Use will or won't to complete the following sentences.

1. I _____ do that, it's against my will.
2. We _____ tolerate those words.
3. I _____ give you a good present for your birthday.
4. I _____ go to the cinema when I finish my homework.
5. All right! You _____ have what you want. You deserve it.
6. I _____ meet you next week, I expect.
7. It _____ rain later today.
8. Nobody _____ touch it without my permission.
9. She _____ accept those conditions. They are too severe.
10. I _____ speak to you if you don't apologize first.
11. She _____ help you with your homework, don't worry!
12. Perhaps I _____ borrow her car, if she lets me.
13. We _____ visit you next month. We promise!
14. I'm sorry, but I _____ lend you my dress. It's special to me.

B- Insert will or won't as adequate.

1. Just come here for a moment, _____ you?
2. I _____ listen to you. I don't believe in your words.
3. _____ you fetch my books? Of course I _____.
4. I _____ try again. It's impossible to do it.
5. Have another slice of cake, _____ you?
6. _____ you be here at 3 pm? Yes, I _____.



Week 5: Day 1

Topic: Flying

Do exercise on pg.58 Progressive English 2

Worksheet:

Work with a friend. Put the new words into these boxes.

| Non-living things | Living things |
|--|--|
| Trainers | Kitten |
| | |

Work with a friend. Put these words in order with the smallest item first.

1. Frog, ant, camel, goat, horse,
2. Town, city, village, house, country
3. Plane, car, bicycle, van, truck
4. Book, sentence, page, word, letter
5. Year, day, hour, week, month


Example: 1. Ant, frog, goat, horse, camel.

Week 5: Day 2


Topic: Words and Phonics

Do exercise on pg.59 Progressive English 2

Worksheet:



EE or EA




| Words with ee | Words with ea |
|---------------|---------------|
| | |

| | | | |
|------|------|------|------|
| bee | seal | reef | tea |
| week | beat | feed | weak |
| real | need | leaf | peel |

-ee and ea- Double Vowel Worksheet

When you have double vowel words, the second vowel is normally silent and the first vowel is long. The long "e" sound is often spelled as "ee" or "ea".

Complete all the words below by adding "ee" or "ea".



_ ee

m _ _ t wh _ _ l dr _ _ m

tr _ _ l _ _ f t _ _ th

sl _ _ p t _ _ p _ _ ch

Week 5: Day 3

Topic: Reading The Balloon

Do exercise on pg.60 Progressive English 2

Suddenly, a stronger thing happened. Sana's balloon went up-and Sana went up too! 'Help, Mum!' she cried, but her mother was talking and didn't hear. Sana was terrified. Up and up went the balloon and up and went Sana.

She looked down. First, she saw the road below her. She saw the shoe shop, the clothes shop and the fruit stall. (What else do you think she saw?) 'Help. Mum! 'Cried Sana again as her mother grew smaller and smaller. Soon Sana couldn't see her mother at all 'Oh dear. 'She thought. 'I hope the balloon won't burst.'

Week 6: Day 1

Topic: Reading The Balloon

Do exercise on pg.60 Progressive English 2

Put these sentences in the correct order.

- ___ The balloon and Sana went up.
- ___ Sana saw the Earth below her.
- ___ Sana saw Islamabad below her.
- 1. Sana went shopping with her mother.
- ___ Sana saw all of Pakistan below her.
- ___ Sana saw the road below her.
- ___ They bought a red balloon.

Week 6: Day 2

Topic: Sentences

Do exercise on pg.62 Progressive English 2

A. Use these words in the sentences

| |
|--------------------|
| On in after before |
|--------------------|

Example: Sana went to the shape on Saturday.

1. Sana's mother saw a friend _____ they bought a balloon
2. Sana saw all of Pakistan ___ she saw all of Islamabad.
3. We get up ___ we clean our teeth in the morning.
4. We go to school _____ we have breakfast.
5. We don't go to school _____ Sunday.
6. The sky is usually clear _____ Novel

Week 6: Day 3

Topic: Sentences and Writing

Do exercise on pg.63 Progressive English 2

Use the words in the boxes to write twelve true sentences.

Example: Sana's balloon is smaller than the shoe shop.

| | | |
|------------------------|-----------------|--------|
| Sana's balloon | Is smaller than | _____. |
| The shoe shop | Is bigger than | |
| Islamabad | | |
| _____ is the biggest. | | |
| _____ is the smallest. | | |

Math

Week 1: Day 1


Topic: Practice Zone

Do exercise on pg.59 Math

Fun with Multiplication word problem

Have a go at solving these multiplication word problems.
Can you spot the 'trick' problem which is not a multiplication problem?

- 1) I buy 4 packs of 10 hotdogs for a barbeque. How many hotdogs in total?
- 2) In a racing game, I score 5 points on level 1, and 6 points on level 2. How many points have I scored in total?
- 3) My favourite music track on YouTube lasts 4 minutes. How long will it take me to listen to it 4 times?
- 4) Tyger builds a tower which is 10 inches tall. Flame's tower is 5 times taller. How tall is Flame's tower?
- 5) How many legs do 5 cats have?
- 6) Captain Salamander eats 2 worms a day. How many will he eat in a week?
- 7) A rocket firework explodes into 5 stars. How many stars will 7 rockets make?








Week 1: Day 2

Topic: Testing Zone

Do exercise on pg.61 Math

Worksheet:

Count the object in each box on the left and draw line to find the answer to a question on the right.

| | | |
|---|---|--------------|
|  | • | 1×7 |
|  | • | 2×5 |
|  | • | 3×3 |
|  | • | 3×4 |
|  | • | 4×2 |


Week 1: Day 3

Topic: Division Sentence

Do exercise on pg.65 Math

Basic Division Word Problems

1. Old Shepard have 3 sons named Jack, Jill and Julian. He got 18 sheep which he wants to give equally to his sons. How many sheep each son will get?



2. There are 10 bananas and 5 students want to equally share these bananas. How many bananas each student will get?

3. Miss Taylor bought 6 pens for \$24. How much she paid for each pen?

Week 2: Day 1

Topic: Practice Zone

Do exercise on pg.67 Math

Worksheet:

Q#1 3 Girl's share 24 toys equally how many toys does each girl get?
_____ Girls share _____ toys equally how many toys does each girl get?

Q#2 A hamburger cost 3 dollars. Petra has 20 dollars

How many hamburgers can she buy?

_____ hamburger cost _____ dollar. Petra has _____ dollars How many hamburgers can she buy?



Q#3 21 boys are put into equal teams there are 7 boys in each teams how many equal teams are there?

_____ boys are put into equal teams there are _____ boys in each teams how many equal teams are there?

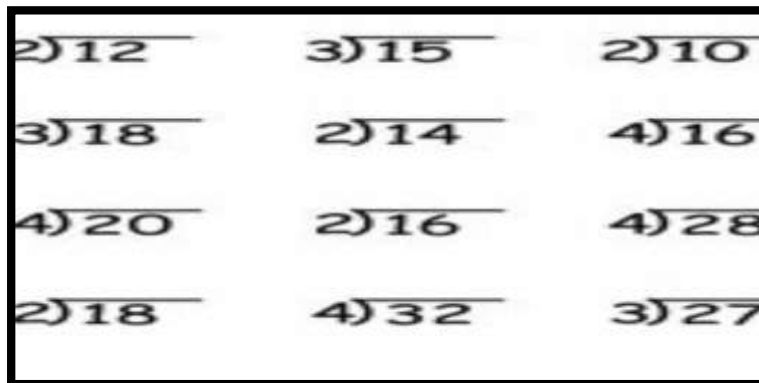


Week 2: Day 2

Topic: Fill in the blanks

Do exercise on pg.70 Math

Worksheet:

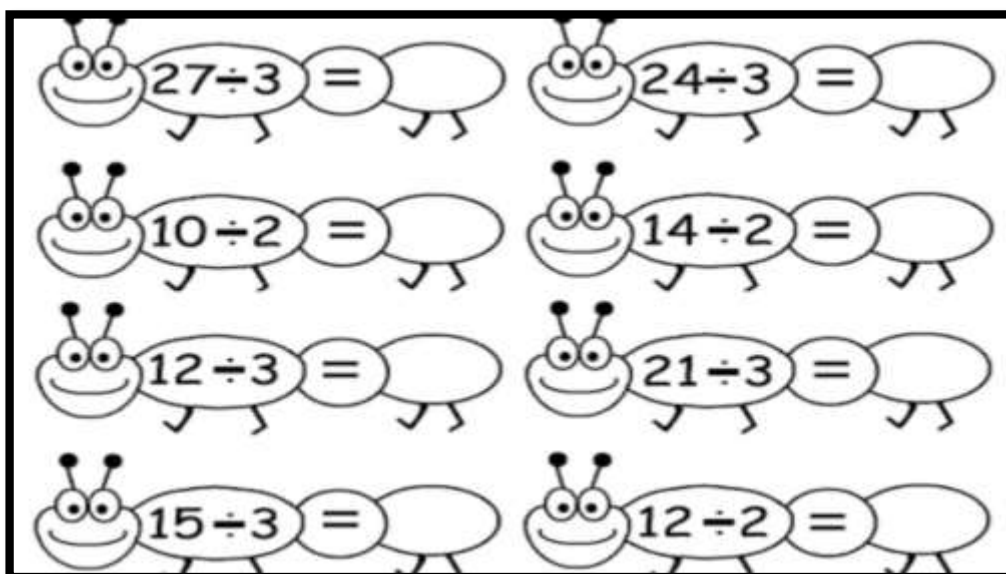


Week 2: Day 3

Topic: Practice Zone

Do exercise on pg.73 Math

Worksheet:

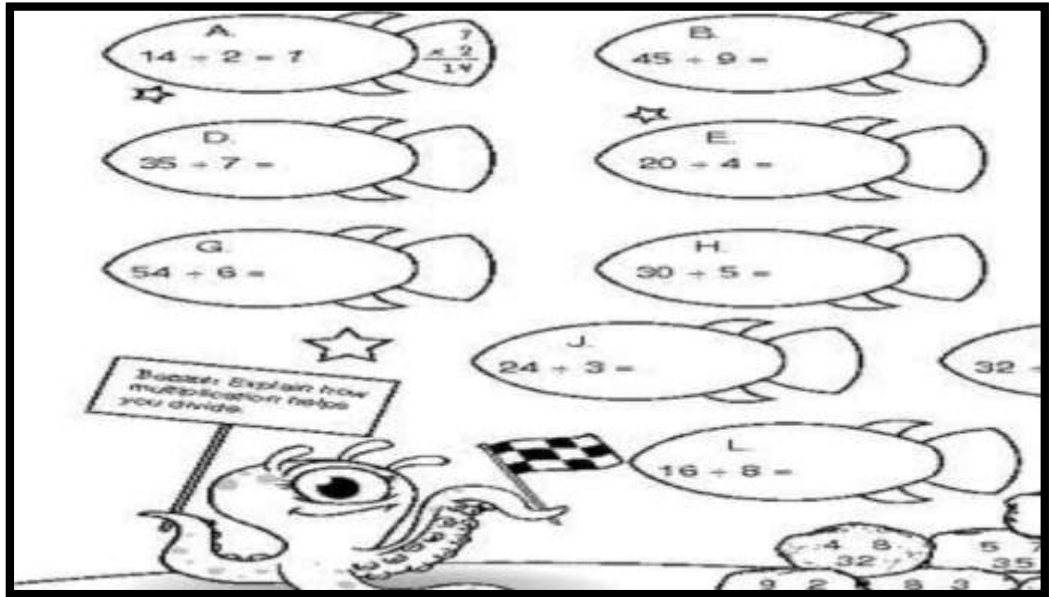


Week 3: Day 1

Topic: Learning Zone

Do exercise on pg.74 Math

Worksheet:



Week 3: Day 2

Topic: Vocabulary Zone

Do exercise on pg.75 Math

Worksheet:

Read these words allowed and discuss their meaning







Week 3: Day 3

Topic: Testing Zone

Do exercise on pg.77 Math

Worksheet:

| | |
|---|---|
| <p>Ms. Bran brought 4 evenly divided boxes of muffins to class. There are 36 muffins altogether. How many muffins are in each box?</p> <p>_____</p>  | <p>Pookie's Pet Store has 24 tropical fish. They keep 3 fish in each tank. How many fish tanks are there?</p> <p>_____</p>  |
| <p>Sally divided her 48 spools of thread evenly into 6 boxes. How many spools of thread did she put in each box?</p> <p>_____</p>  | <p>Ivan scooped 16 scoops of ice cream evenly onto 8 cones. How many scoops of ice cream are on each cone?</p> <p>_____</p>  |

Week 4: Day 1

Topic: Understanding Fractions

Do exercise on pg.80 Math

Worksheet:

- Fractions, decimals and percent are different ways of **representing** an amount.
- I.e. We could say **50%** of something, or $\frac{1}{2}$ or **0.5**. These are all the **same quantity**.
- Fractions are about **sharing**. You may like to think of them as '**parts of a whole**'.



Helen Holt

3

Week 4: Day 2

Topic: Practice Zone

Do exercise on pg.85 Math

Worksheet:

Draw a line between the matching fractions.

Week 4: Day 3

Topic: Learning Zone

Do exercise on pg.89 Math

Worksheet: (Comparing Fractions)

| | | | | | | |
|----------------|--------------------------|----------------|-----|----------------|--------------------------|-----------------|
| $\frac{6}{7}$ | <input type="checkbox"/> | $\frac{2}{7}$ | 9) | $\frac{3}{5}$ | <input type="checkbox"/> | $\frac{2}{5}$ |
| $\frac{1}{3}$ | <input type="checkbox"/> | $\frac{1}{10}$ | 10) | $\frac{1}{8}$ | <input type="checkbox"/> | $\frac{1}{5}$ |
| $\frac{8}{12}$ | <input type="checkbox"/> | $\frac{1}{12}$ | 11) | $\frac{1}{3}$ | <input type="checkbox"/> | $\frac{1}{4}$ |
| $\frac{1}{4}$ | <input type="checkbox"/> | $\frac{1}{7}$ | 12) | $\frac{2}{3}$ | <input type="checkbox"/> | $\frac{1}{3}$ |
| $\frac{2}{6}$ | <input type="checkbox"/> | $\frac{2}{8}$ | 13) | $\frac{2}{8}$ | <input type="checkbox"/> | $\frac{2}{5}$ |
| $\frac{4}{6}$ | <input type="checkbox"/> | $\frac{3}{6}$ | 14) | $\frac{2}{4}$ | <input type="checkbox"/> | $\frac{3}{4}$ |
| $\frac{5}{7}$ | <input type="checkbox"/> | $\frac{2}{7}$ | 15) | $\frac{1}{9}$ | <input type="checkbox"/> | $\frac{1}{4}$ |
| $\frac{3}{9}$ | <input type="checkbox"/> | $\frac{3}{8}$ | 16) | $\frac{7}{11}$ | <input type="checkbox"/> | $\frac{10}{11}$ |

Week 5: Day 1

Topic: Practice Zone

Do exercise on pg.90 Math

Worksheet:

| | |
|---|--|
| <p>1. Arrange these fractions in descending order.</p> $\frac{5}{9} \quad \frac{5}{7} \quad \frac{5}{16} \quad \frac{5}{29} \quad \frac{5}{38} \quad \frac{5}{33} \quad \frac{5}{49}$ | <p>2. Arrange these fractions in ascending order.</p> $\frac{15}{19} \quad \frac{10}{19} \quad \frac{12}{19} \quad \frac{19}{19} \quad \frac{5}{19} \quad \frac{8}{19} \quad \frac{1}{19}$ |
| <p>3. Arrange these fractions in descending order.</p> $\frac{40}{80} \quad \frac{20}{80} \quad \frac{8}{80} \quad \frac{30}{80} \quad \frac{10}{80} \quad \frac{60}{80} \quad \frac{50}{80}$ | <p>4. Arrange these fractions in ascending order.</p> $\frac{7}{19} \quad \frac{7}{47} \quad \frac{7}{10} \quad \frac{7}{12} \quad \frac{7}{38} \quad \frac{7}{8} \quad \frac{7}{29}$ |

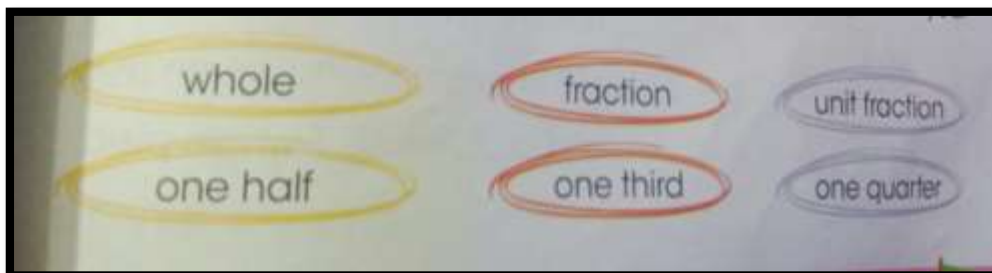
Week 5: Day 2

Topic: Vocabulary Zone

Do exercise on pg.91 Math

Worksheet:

Read these words allowed and discuss their meaning



Week 5: Day 3

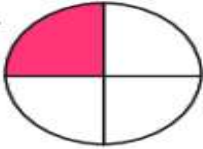
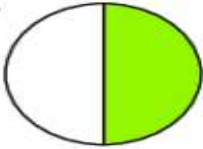
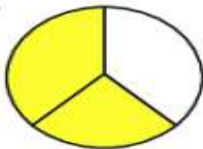
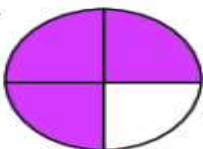
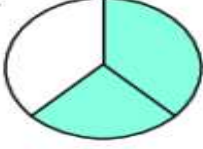
Topic: Testing Zone

Do exercise on pg.94 Math

Worksheet:

Fractions

What fraction does the colored area show?
Color in the bubble next to the correct answer.

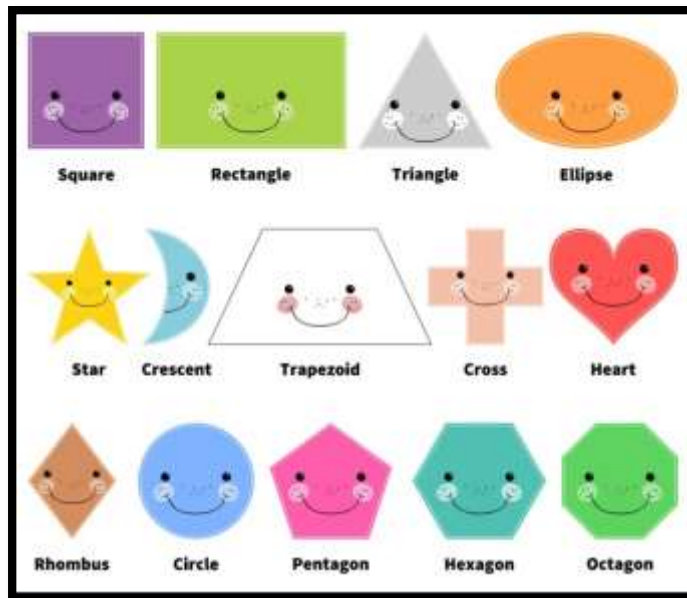
| | | | | | | | | | |
|----|---|-----------------------|---------------|-----------------------|---------------|-----------------------|---------------|-----------------------|---------------|
| 1. |  | <input type="radio"/> | $\frac{1}{2}$ | <input type="radio"/> | $\frac{3}{4}$ | <input type="radio"/> | $\frac{1}{4}$ | <input type="radio"/> | $\frac{1}{3}$ |
| 2. |  | <input type="radio"/> | $\frac{2}{3}$ | <input type="radio"/> | $\frac{2}{4}$ | <input type="radio"/> | $\frac{1}{4}$ | <input type="radio"/> | $\frac{1}{2}$ |
| 3. |  | <input type="radio"/> | $\frac{3}{4}$ | <input type="radio"/> | $\frac{1}{2}$ | <input type="radio"/> | $\frac{2}{3}$ | <input type="radio"/> | $\frac{1}{3}$ |
| 4. |  | <input type="radio"/> | $\frac{2}{4}$ | <input type="radio"/> | $\frac{3}{4}$ | <input type="radio"/> | $\frac{1}{3}$ | <input type="radio"/> | $\frac{1}{4}$ |
| 5. |  | <input type="radio"/> | $\frac{3}{4}$ | <input type="radio"/> | $\frac{1}{3}$ | <input type="radio"/> | $\frac{2}{4}$ | <input type="radio"/> | $\frac{2}{3}$ |

Week 6: Day 1

Topic: Shapes

Do exercise on pg.97 Math

Concepts of different shapes




Week 6: Day 2

Topic: Practice Zone

Do exercise on pg.99 Math

Worksheet:



Topic: Practice Zone

Do exercise on pg.100 Math

Worksheet:

This is a _____
It has _____ sides and _____ vertices.

This is a _____
It has _____ sides and _____ vertices.

This is a _____
It has _____ sides and _____ vertices.

This is a _____
It has _____ sides and _____ vertices.

SHAPES & COLORS

Triangle Circle Square

RED GREEN BLUE

Color the CIRCLES Red, the SQUARES Green and the TRIANGLES Blue

Circle Square Triangle

Triangle Circle Square


Square Triangle Circle

گی

عزیز طلباء اس
ہفتے کا کام دی
ہدایات
کے مطابق کریں۔

| | | | | | |
|--------|-------|------------|------|-------|-------|
| سرگرمی | ذرائع | گہر کا کام | صفحہ | عنوان | تاریخ |
|--------|-------|------------|------|-------|-------|

| | | | | | |
|--|----------------|--|----|----------------|-----------|
| لفظ کے حروف سے نئے الفاظ بنائیں (نام) | کتابی مواد | بلند خوانی، مشکل الفاظ کی املا + الفاظ معنی، خچر، سردا، مرغ | 58 | تفہیم | 20 جولائی |
| ورک شیٹ نمبر 1 | ورک شیٹ نمبر 1 | بلند خوانی، مشکل الفاظ کی املا + الفاظ کے متضاد لکھیں) شہر، جواب، عقل مند، آسان، خوش، خریدی، | 59 | تفہیم قواعد | 21 جولائی |
| | | مشقی سوالات 1-5 | | | 22 جولائی |




سلیبس

دوسرا ہفتہ

عزیز طلباء اس ہفتے کا کام دی گئی ہدایات کے مطابق کریں۔

| تاریخ | عنوان | صفحہ | گھر کا کام | ذرائع | سرگرمی |
|-----------|------------|------|-------------------------------------|------------|-------------------------------------|
| 27 جولائی | اچھا انسان | 66 | بلند خوانی، مشکل الفاظ کی املا + | کتابی مواد | نظم کو ترنم کے ساتھ مل کر پڑھیں۔ |

| | | | | | |
|---------------------------------|---------|--|----|------------|-----------|
| صفحہ نمبر 71 تصویری منظر کشی | ورک شیٹ | الفاظ کے متضاد لکھیں (بہشت، باغ، بدن، دیر، خوف) | | | |
| | | بلند خوانی، مشکل الفاظ کی املا | | اچھا انسان | 28 جولائی |
| | | مشقی سوالات 1-3 خالی جگہ پر کریں۔ | 67 | اچھا انسان | 29 جولائی |
| | | | 69 | | |

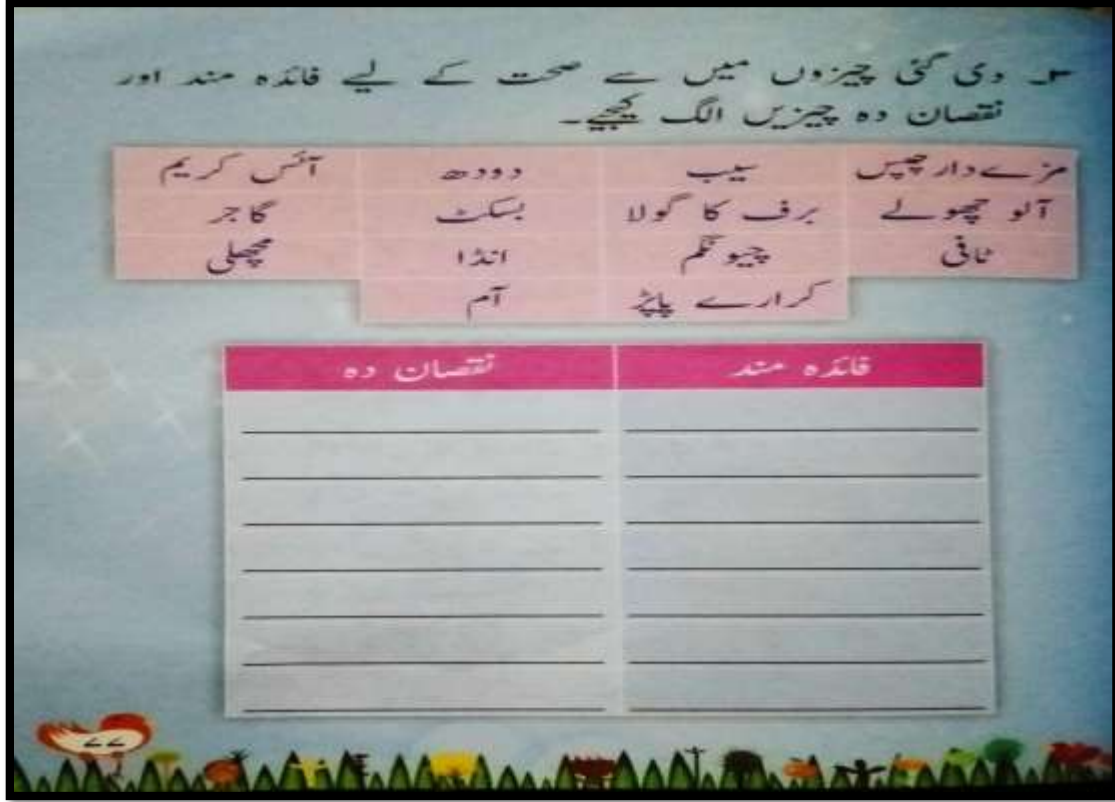


سلیبس تیسرا ہفتہ

عزیز طلباء اس ہفتے کا کام دی گئی ہدایات کے مطابق کریں۔

| سرگرمی | ذرائع | گھر کا کام | صفحہ | عنوان | تاریخ |
|---|------------|-----------------------------------|-------|------------|--------|
| تدریسی کے اصول تحریر کریں، صفحہ نمبر 80 | کتابی مواد | بلند خوانی، مشکل الفاظ کی املا | 72-73 | ڈاکٹر صاحب | 3 اگست |
| | | بلند خوانی، مشکل الفاظ کی املا | 74 | ڈاکٹر صاحب | 4 اگست |
| | | | | قواعد | |

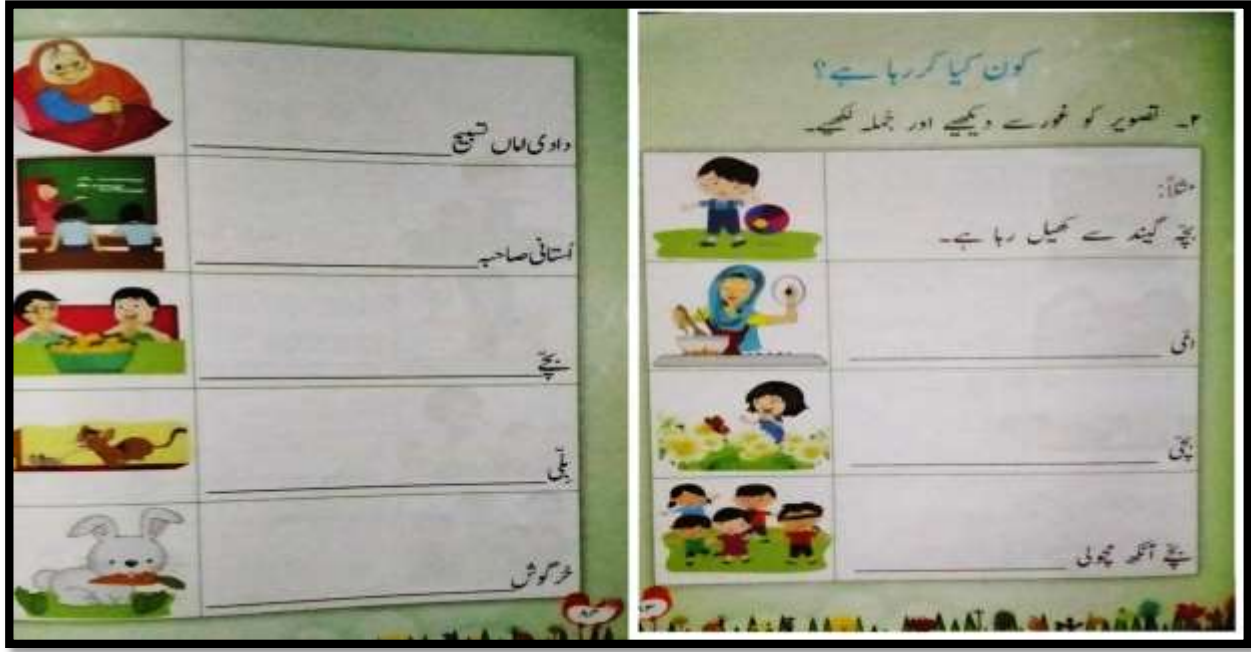
| | | | | | |
|--|---------|--|----|------------|--------|
| | ورک شیٹ | واحد کے جمع لکھیں (پھول، مسجد، دکان، لوگ، خبر) | | | |
| | | مشقی 1-5 | 75 | ڈاکٹر صاحب | 5 اگست |
| | | | | | |



سلیبس چوتھا ہفتہ
عزیز طلباء اس ہفتے کا کام دی گئی ہدایات کے مطابق کریں۔

| سرگرمی | ذرائع | گھر کا کام | صفحہ | عنوان | تاریخ |
|--------------------------------------|------------|--|------|-----------|---------|
| موسم گرما پر مضمون تحریر کریں۔ | کتابی مواد | بلند خوانی، مشکل الفاظ کی املا | 84 | ننھا تارا | 10 اگست |
| | | فعل کی تعریف | 85 | قواعد | |
| | ورک شیٹ | بلند خوانی، مشکل الفاظ کی املا منکر کے مؤنث لکھیں (نوکر، بچہ، | 87 | ننھا تارا | 11 اگست |

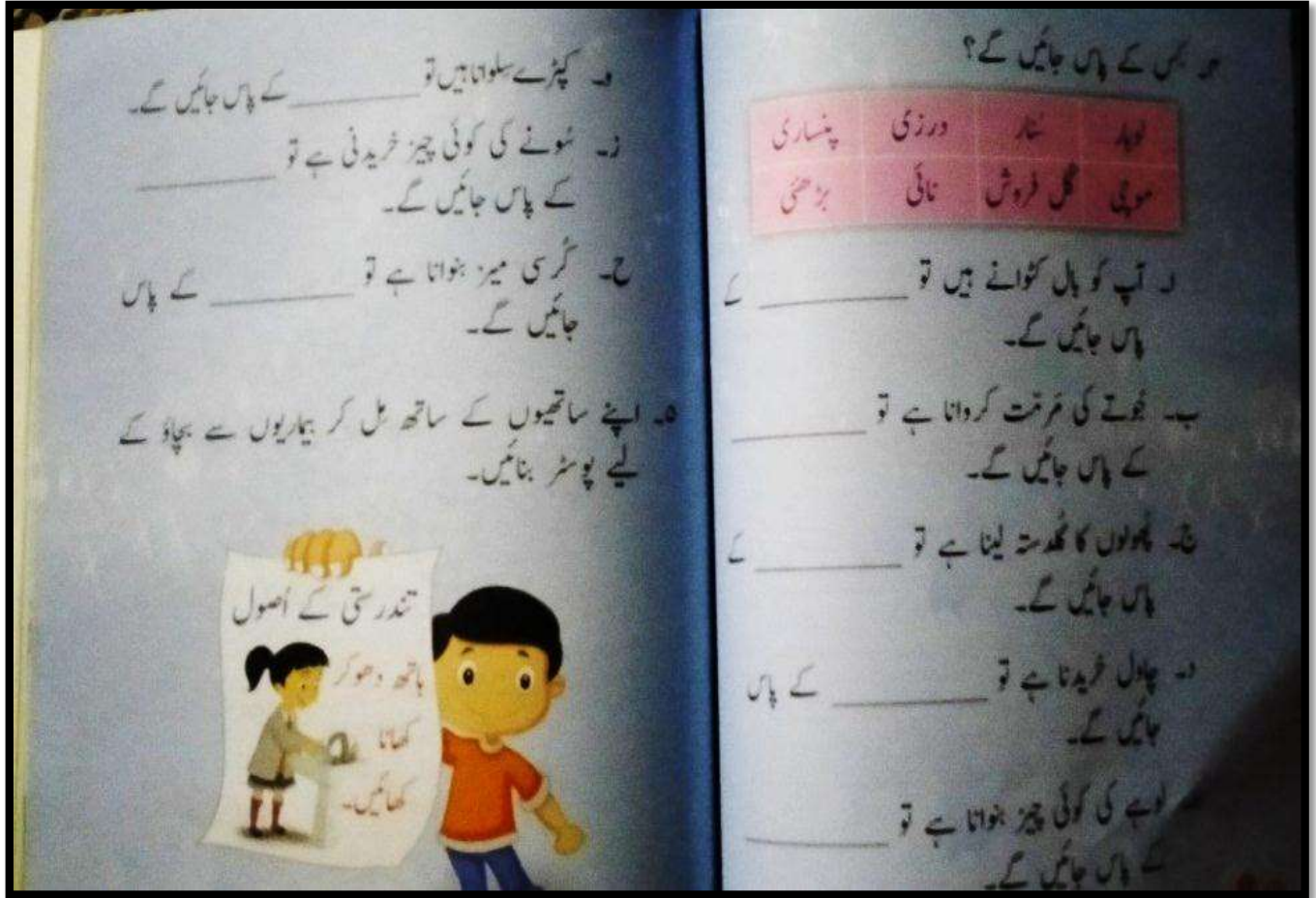
| | | | | | |
|--|--|-----------------------------------|----|-----------|---------|
| | | بندر، فقیر، ناگ) | | | |
| | | بلند خوانی، مشکل الفاظ کی املا | 88 | ننھا تارا | 12 اگست |
| | | مشقی سوالات 1-4 | 89 | | |
| | | | | | |



سلیبس پانچواں ہفتہ

عزیز طلباء اس ہفتے کا کام دی گئی ہدایات کے مطابق کریں۔

| تاریخ | عنوان | صفحہ | گھر کا کام | ذرائع | سرگرمی |
|---------|-----------|------|--|-----------------------|--|
| 17 اگست | ننھا تارا | 90 | مشقی سوالات 5-8 اسم کی تعریف اور مثالیں دیں | کتابی مواد ورک شیٹ | کرونا وائرس سے بچنے کے لیے کیا اقدامات ضروری ہیں۔ |
| 18 اگست | نثر نگاری | 91 | ایک یادگار اسیر | | |



سلیبس چھٹا ہفتہ

عزیز طلباء اس ہفتے کاکام دی گئی ہدایات کے مطابق کریں۔

| سرگرمی | ذرائع | گھر کاکام | صفحہ | عنوان | تاریخ |
|--|-----------------------|---------------------------------------|---------|-----------------|---------|
| ان الفاظ کو استعمال کرتے ہوئے سوالیہ جملے بنائیں اور سوالیہ نشان (?) لگائیں (کیسے، کتنی، کیا، کون) | کتابی مواد ورک شیٹ | بلند خوانی، مشکل الفاظ کی املا | 99,100 | ٹوٹ بٹوٹ نظم | 24 اگست |
| | | خالی جگہ پر کریں | 101,102 | ٹوٹ بٹوٹ | 25 اگست |
| | | والدین کا احترام پر مضمون تحریر کریں۔ | | قواعد | 26 اگست |



نثر نگاری

۳۔ نظم کو دوبارہ غور سے پڑھیے اور کہانی کے انداز میں لکھیے
ایک لڑکا ٹوٹ تھا۔ اس کا باپ میر سلوٹ تھا

General Knowledge

Week 1:Day 1

Topic: Islam

Q1. How many verses are in Holy Quran?

Ans. 6666.

Q2. How many surah are in Holy Quran?

Ans. 114.

Week 1:Day 2

Topic: Islam

Q3. Which is the shortest Surah of Holy Quran?

Ans. Surah Qausar.

Q4. Which is the longest Surah of Holy Quran?

Ans. Surah Baqarah.

Week 2:Day 1

Topic: Islam

Q5. What is the father's name of Hazrat Muhammad (S.A.W)?

Ans. Hazrat Abdullah

Q6. What is the mother's name of Hazrat Muhammad (S.A.W)?

Ans. Hazrat Bibi Amna

Week 2: Day 2

Topic: Islam

Q7. What are the Five pillars of Islam?

Ans. Profession of Faith (shahada).

Prayer (salat).

Alms (zakat).

Fasting (sawm).

Pilgrimage (hajj).

Q8. How many parts of Holy Quran?

Ans. 30.

Week 3: Day 1

Topic: Country

Q9. What is the National Language of Pakistan?

Ans. Urdu.

Q10. Word Urdu means:

Ans. Army

Week 3: Day 2

Topic: Country

Q11. How many letters are there in Urdu alphabets:

Ans. 37

Q12. Who composed the verses of Pakistan national Anthem?

Ans. Hafeez Jallandri

Week 4: Day 1

Topic: Country

Q13. Urdu was declared National language of Pakistan in:

Ans. April 1954

Q14. What is the National Flower of Pakistan?

Ans. Jasmine

Week 4: Day 2

Topic: Country

Q15. What is the National Animal of Pakistan?

Ans. Maarkhor.

Q16. What is the National game of Pakistan?

Ans. Hockey.

Week 5: Day 1

Topic: Traffic Lights

Q17. What is mean by red light on Signal?

Ans. To stop.

Q18. What is mean by Yellow light on Signal?

Ans. Ready to go.

Q19. What is mean by Green light on signal?

Ans. To go.

Week 5: Day 2

Topic: Traffic

Q20. What is pedestrian/ walker?

Ans. A person who walks on road.

Q21. What is mean by Zebra crossing?

Ans. Lines to cross the road.

Week 6: Day 1

Topic: General

Q22. Which is the fastest land animal in the world?

Ans: Cheetah

Q23. Which part of human skeleton protects our brain?

Ans: Skull

Week 6: Day 2

Topic: General

Q24. How many legs does a spider have?

Ans: Eight

Q25. How many legs does a butterfly have?

Ans: Six

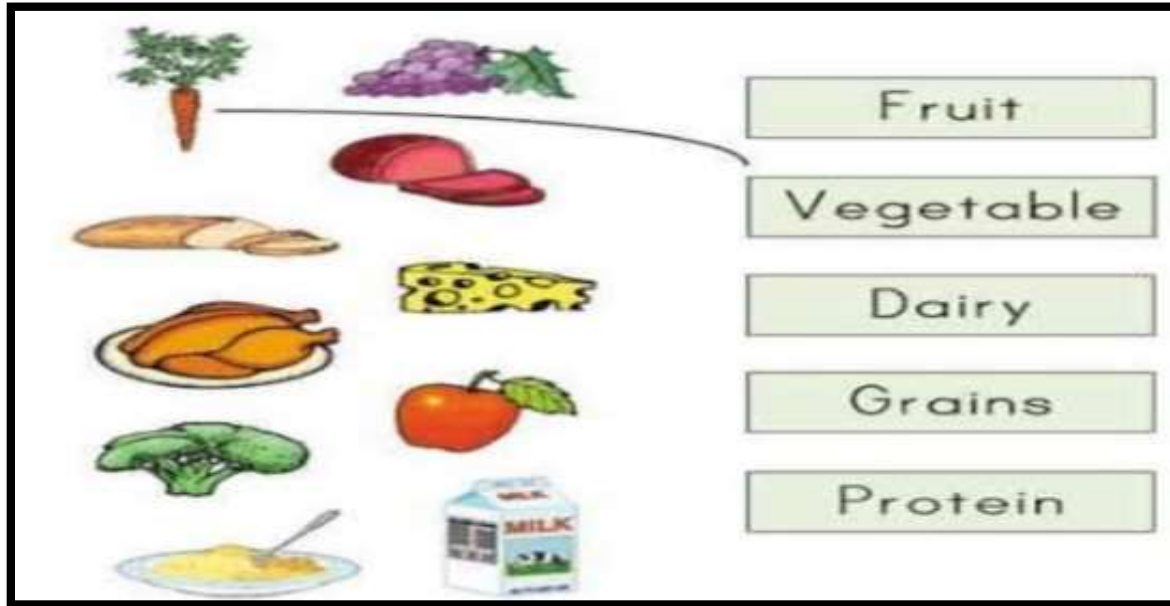
Science

Week 1: Day 1

Topic: Our Food

Do exercise on pg.49 Science

Match the picture with the name



Week 1: Day 2

Topic: Type Of Food

Do exercise on pg.49 Science

Topic : Body-Building foods



Week 1: Day 3

Topic: Protective food

Do exercise on pg.50 Science

Topic : Energy-giving foods

Worksheet:

CLASS II **TOPIC: OUR FOOD** **DATE.....**

1. Find out food items in this criss-cross:



2. Name the following:

1. Two energy giving food
2. Two body building food
3. Two protective food
4. Two spices
5. Two cereals

Week 2: Day 1

Topic: Food

Do exercise on pg.51 Science

Topic : Healthy Eating Habits

- Eat your meal at a fixed time. There should be proper intervals between the meals.
- You must never miss your breakfast.
- Drink two glasses of milk every day.
- Do not eat too little or too much.
- Finish everything from your plate
- Don't drop food on here and there

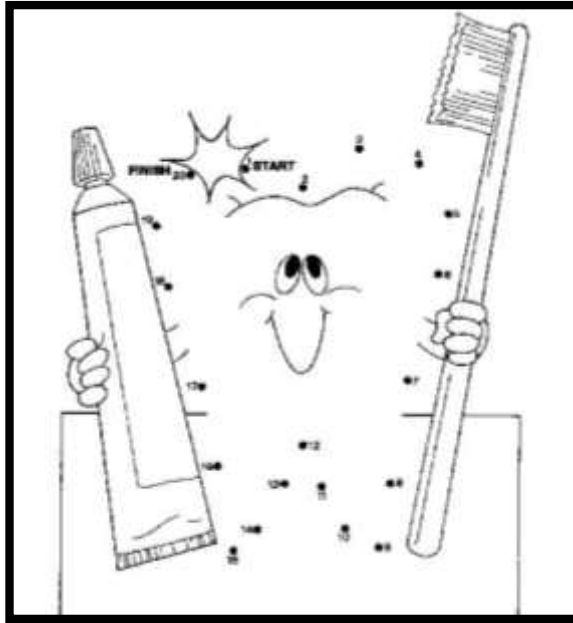
Week 2: Day 2

Topic: Healthy Teeth

Do exercise on pg.52 Science

Complete the picture

worksheet




Week 2: Day 3

Topic: New Words

Do exercise on pg.53 Science

Worksheet

Make Compound Words - Sports



Put two words together to make compound words.

| | | | | |
|----------|---|---------|---|------------|
| basket | + | ball | = | basketball |
| champion | + | ship | = | |
| goal | + | goal | = | |
| quarter | + | back | = | |
| snow | + | boarder | = | |
| soft | + | ball | = | |
| surf | + | board | = | |
| touch | + | down | = | |
| weight | + | lifter | = | |
| volley | + | ball | = | |

Week 3: Day 1

Topic: Tasks

Do exercise on pg.54 Science

Worksheet:

Summer Spelling
Write the missing letters.




| | | |
|--|--|--|
|  str__b__rry |  s__nd |  b__t |
|  sunscr__m |  sun l__t__ |  l__dyb__d |
|  c__p__ng |  h__liday |  f__r__ |
|  __underst__rn |  sun h__t |  s__side |

Week 3: Day 2

Topic: Housing and Clothing

Do exercise on pg.55 Science

Worksheet:




Week 3: Day 3

Topic: Housing

Do exercise on pg.55 Science

Parts of a House

Worksheet



Week 4: Day 1

Topic: Type of Housing

Do exercise on pg.56 Science

Find the Permanent houses

List See on Page no 56

| S.N. | Column A | | Column B |
|------|---|----|---------------|
| 1. |  | a. | Houseboat |
| 2. |  | b. | Tent |
| 3. |  | c. | Pucca house |
| 4. |  | d. | Kutchra house |
| 5. |  | e. | Igloo |
| 6. |  | f. | Caravan |

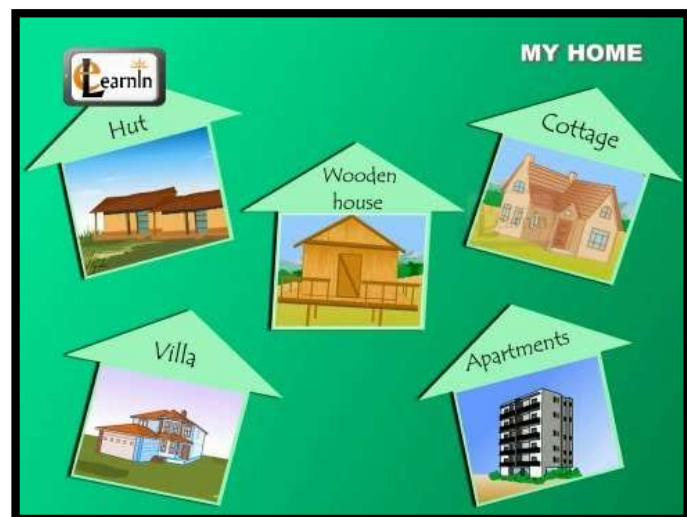
Week 4: Day 2

Topic: Temporary Houses

Do exercise on pg.57 Science

find out the different living places

List See on Page no 57



Week 4: Day 3

Topic: Clothing

Do exercise on pg.58 Science

Do you know?

Worksheet:



Week 5: Day 1

Topic: New Words

Do exercise on pg.59 Science

Worksheet:

Circle the word that describes the word in bold in each sentence.

1. The main **performer** had to change her costume many times during the play.
fan actor audience student

2. He can't lift that **crate** by himself.
chest lid chair mirror

3. The baby is crying as she's **craving** milk.
playing satisfied heating hungry

4. Please **calm** down kids; I want to read in peace.
settle move worry disturb

5. We use a parasol to **shade** ourselves from the sun.
light reveal shield show

6. This apple juice is one hundred per cent **pure**.
mixed fixed natural different

Week 5: Day 2

Topic: New Words

Do exercise on pg.60 Science

Answer the Questions?

See Page no 60 for Details :

Week 5: Day 3

Topic: Tasks

Do exercise on pg.61 Science

Brainstorm Worksheet:

Hamburger Writing

Topic: _____

Detail: _____

Detail: _____

Detail: _____

Concluding Sentence: _____

The worksheet is titled "Hamburger Writing" in a stylized font. Below the title is a drawing of a hamburger with five layers. Each layer is a horizontal shape with a label on its left side: "Topic:" for the top bun, "Detail:" for the three slices of tomato, "Detail:" for the lettuce, "Detail:" for the beef patty, and "Concluding Sentence:" for the bottom bun. The drawing is enclosed in a black rectangular border.

Week 6: Day 1

Topic: Safety Rules

Do exercise on pg.65 Science

At Home

- Do not tease stray animals.
- Do not eat leaves or fruits you don't know.
- don't cover your face while sleeping.
- Never shout into your friend's ear. It can damage his ear.
- Wear cotton clothes while bursting crackers.

Week 6: Day 2

Topic: New Words

Do exercise on pg.66, 67 Science

Exercise Worksheet:

Circle the word that describes the word in bold in each sentence.

1. The main **performer** had to change her costume many times during the play.

fan actor audience student

2. He can't lift that **crate** by himself.

chest lid chair mirror

3. The baby is crying as she's **craving** milk.

playing satisfied heating hungry

4. Please **calm** down kids; I want to read in peace.

settle move worry disturb

5. We use a parasol to **shade** ourselves from the sun.

light reveal shield show

6. This apple juice is one hundred per cent **pure**.

mixed fixed natural different

Week 6: Day 3

Topic: Tasks

Do exercise on pg.68 Science

Exercise Worksheet:

Complete the sentences keeping in mind the road safety.



 I wear my _____ .

 I look both _____ .

 I stop at the _____ .

 I understand _____ .

 I look for _____ .

 I pay _____ .

 I care for my _____ .