

Summer Vacations Homework 2020

Class: Three

Cantt Public Education System

A NEW FRONTIER IN LEARNING

Dear Students,

We hope that you and your families are keeping well during ongoing health crises. It is more and more likely that schools may not open till August 2020. Therefore, we are pleased to share our plans for online instructions and homework *activities*.

This work plan will be followed till 30th August. The curriculum will be taught through various online platforms, video lectures and live interaction with teachers as well as carefully designed homework, which all students will complete at their own time. We shall pursue following time table:-

Group	DAYs	Timings	Subjects	Remarks
I	Monday	0900 - 0940	English	Principals shall ensure availability of subject teachers to students for coaching/clarification of doubts etc
	Tuesday	1000 - 1040	Urdu	
		1100 - 1140	Science	
	Wednesday	1200 -1240	Feedback/queries session	
II	Thursday	0900 - 0940	Maths	
	Friday	1000 - 1040	S Studies	
		1100 - 1140	Computer	
	Saturday	1200 -1240	Islamiyat/Naazra	

Beloved scholars, home work for following subjects has been included in this booklet:-

Ser	Subject	Pages	
		Fro m	T o
1	English	6	13
2	Science	14	22
3	Social Studies	22	31
4	Maths	32	44
5	Computer	45	52
6	Islamiyat	53	58
7	Urdu	59	

Our main objective is to keep you in touch with your studies rather than to put you under unjustified burden. Therefore, a pragmatic program has been planned for your educational progression. Stay home, stay safe and stay connected with your studies.

Regards,

English

Week 1: Day 1

Unit # 06

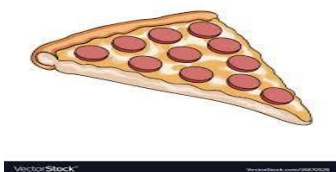
Topic: Food and drink

Lesson 1: Listen and speak

1. Read the story "Food and drink" on book page no 26.
2. Write any ten dictation words.
3. Make phrases from the picture.



A bunch



a piece



a bottle

Video: <https://www.youtube.com/watch?v=aolmjyuViO8>

Week 1: Day 2

Lesson# 02

Topic: Reading

Read the "Lesson 3" from book page # 28, 29.

Q1: write the meanings.

a) Supper b) prickly, c) spoke, d) entire, e) bushman

Q2: Make sentences:

a) special, b) strips c) groceries d) celebrated e) usually

Video: <https://www.youtube.com/watch?v=aolmjyuViO8>

Week 1: Day 3

Lesson# 03

Topic: Reading

Q1. Answer the questions.

1. Who eats dried meat?
2. Who collect fruits?
3. When do the three families have their best meals?
4. Which family eats a) the most potatoes? b) the most rice?
5. Which family is sometimes hungry? When?
6. Which family would you like to say with? Why?

Worksheet:

Name: _____

Synonyms

Cut out the word files at the bottom of the page. Glue them into the box with the correct synonym.

small		toasty		strange	
thin		slow		tasty	
huge		sleepy		mean	
quick		cold		simple	

Super Teacher Worksheets - www.superteacherworksheets.com

warm	large	easy	tired	delicious	skinny
nasty	freezing	unusual	fast	tiny	pokey

Week 2: Day 1

Lesson# 04

Topic: Sentences

- 1: Use the table to make questions using “usually”. From book pg # 30
- 2: Activity: Write a recipe for an omelet.

Week 2: Day 2

Unit # 07

Topic: Houses

Lesson# 01

Topic: Listen and speak

1. Read the dialogue on book page no 32.
2. Picture description page no 32
3. Write a paragraph on “My bed room”.

Lesson 2: Words

Q1: Match the pictures to the phrases.pg. 33

Q4,5: Double vowels/Double consonants.pg.33

Grammar:

Part of Speech	Function or “job”	Example words	Example Sentences
Adjective	Describe a noun	Good, big, red, well, interesting	My dogs are big. This story is interesting.

Worksheet:

KS Learning
Using adjectives
Grade 3 Adjectives Worksheet

Circle the adjectives.

Word bank:

clumsy	fatigue	island	pleasant	timid
curious	heavy	koala	precious	tiny
dirty	hungry	long	eye	trouble
envy	important	mark	strong	vision

Complete the sentences using the adjectives from above.

1. The pleasant man helped the woman cross the street.
2. The _____ papers were left on the table.
3. Mark was talking with his _____ neighbour.
4. Is it true that a _____ mouse can scare an elephant?
5. Leave your _____ shoes on the mat by the door.
6. The _____ baby was crying for his bottle.
7. The _____ players scored many goals.
8. Lydia left her _____ backpack at the bottom of the stairs.
9. Teddy is so _____ and he tripped on the sidewalk.
10. Jenna placed her _____ doll carefully on her dresser.
11. The students were looking forward to the _____ summer break.
12. The _____ girl refused to sing in front of the crowd.



Reading & Math for K-5 © www.k5learning.com

Week 2: Day 3

Lesson# 03

Topic: Reading: The Magic Bottle (1)

1. Read the story "The magic Bottle" from book pg# 34,35.

2. Write the sentences:

a)brought b)bridge c)drain d)pipe e)disappeared f) rubbish g)picked up

Q.3: Correct these sentences about the woman's two new houses.

- a) There weren't enough holes in the roof.
- b) There weren't enough rat
- c) There weren't enough flies.
- d) The house was too big.
- e) The second house was too close to the city centre.

Week 3: Day 1

Lesson 5

Topic: The magic bottle (2)

1. Read the story "The magic bottle" on book page no 37.
2. Look at the picture and complete the description of the room, using words from this unit.

Week 3: Day 2

Unit # 8

Topic: The four elements

Read the conversation on book page # 38.

Lesson 2

Topic: Words

Do exercise 1 on your notebook.

Week 3: Day 3

Lesson 2

Topic: Words

1. Do Exercise 2 on your notebook.

Use the words in the diagram to complete the sentences











Lesson 3:

- Read the report of the experiment. Put the verbs into the simple past tense from book pg #41.
- Grammar: Simple Past Tense
- Video: <https://www.youtube.com/watch?v=MbGvdowwLEw>

Worksheet:

Irregular Past Tense worksheet

Fill in the blanks with the correct irregular past tense verb.

- The boy _____ (make ) a snowman.
- He _____ (see ) that the snowman had changed overnight.
- He _____ (think ) that snowman go out at night.
- The snowmen _____ (slide ) down the street.
- They all _____ (fall ) down.
- The pitcher _____ (throw ) the snowball.
- No one _____ (know ) how it started.
- They _____ (ride ) down the hill on sleds.
- In the morning, they _____ (go ) home.
- My snowman _____ (lose ) a little height.

Week 4: Day 1

Lesson# 04

Topic: sentences

- Use one of these verbs to complete the sentences. From book pg # 42.
- Plural noun. Do Exercise 3 from book pg # 42 on book.
- Grammar:

Part of Speech	Function or "job"	Example words	Example Sentences
Verb	Action or state	(to) be, have, do, like, work,	This is my dog. He lives in my house. I like him very much.



Using verbs

Grade 1 Grammar Worksheet

Verbs are
"doing"
words.

Circle the verbs.

walk kitten say eat water
fly book stop paper mouse
writes sang stood blanket pig

Complete the sentences using the verbs from above.

1. I _____ an apple every day.
2. Let's _____ for some ice cream.
3. We _____ still for our picture.
4. Tim _____ letters to his cousin.
5. We _____ to the playground after school.
6. The singer _____ a sad song.

Week 4: Day 2

Lesson# 05

Topic: Reading

1. Read the story "The Sultan and the wise man" from book pg # 43.

2. Answer questions

1. With whom did the sultan want to argue?
2. Did the wise man usually know the answers to the Sultan's questions?
3. Where in the world can you find grains of sand?
4. Where can you find grains of sand in your town?

Grammar: Antonyms

Antonyms Matching

Directions: match each word on the left to its antonym on the right.

add	ignore
sunny	subtract
listen	visible
East	yesterday
invisible	West
most	least
answer	cloudy
tomorrow	question

Week 4: Day 3

Unit 9 : Hansel and Gretel

Lesson# 01

Topic: Listen and speak

1. Reading from book page 44.

2. Question Answer

Q1. Who saw the notice first, Saira or Imran?

Q2. Who is performing "Hansel and Gretel" ?

Q3. What is the date of performance?

Q4. What is the date and time of the first meeting?

Q5. What are the names of the boy and the girl in the play?

Write an application for an urgent piece of work at home (consult any grammar book)

Week 5: Day 1

Lesson# 03

Topic: Reading

Q. Write the meanings

a) finish b)enough c)sprinkle d)bit e)cage

Read the dialogue from book pg # 46.

Q.3. Complete the sentences with words from the story. (Do it on your book).

Creative Writing: Write a paragraph about any of your favourite character/personality

Grammar: Punctuation

Name _____ Date _____

Punctuation Station

Directions: Read each sentence. Decide what punctuation mark each sentence needs at the end. Write the punctuation marks in the boxes.

1. This is Miss Jill
2. Wow it is hot today
3. What is your name
4. When are we going to have recess
5. That was a great catch
6. You did a wonderful job
7. I will put my book away
8. How much longer should we wait
9. I made a cake
10. That is a lot of books



©Catching Thought Elementary

Week 5: Day 2

Lesson# 05

Topic: Reading

1. Reading on book page no 49.
2. Answer questions.
 5. Could the witch see well?
 6. Did the witch feel Hansel's finger or a stick?
 7. Who put her head in the oven, the witch or Gretel?
 8. Who shutr the oven door?
 9. What did the witch become?

Week 5: Day 3

Unit 10:


Topic: Let's Check

Lesson# 1

1. Complete the conversation by circling the correct verb. .(Pg # 50)
2. Circle the correct word to complete the sentences.(Pg # 50)
3. Video: <https://www.youtube.com/watch?v=oBbJNjjSYBo>

Week 6: Day 1

A. Write three or four paragraphs about the picture. You can use the words given below. Write a title.



crocodiles
tigers
monkeys
bear
birds
snakes
elephants
rabbits
sea-creatures
restaurant

.....

.....

.....

.....

.....

.....

.....

.....

.....

.....

Week 6: Day 2

Application:

Write an application for an urgent piece of work at home (consult any grammar book)
Video: https://www.youtube.com/watch?v=vlyvjD_ZG34

Week 6: Day 3

Lesson 2

1. Do exercise on your book

How to make tea the British way. Complete the instructions using the given words.

Week 7: Day 1

Write a story” The Lion and Fox”
Video: <https://www.youtube.com/watch?v=N2ALicEg2SU>

Week 7: Day 2

Grammar:

Write an application for fee exemption.

Week 7: Day 3

Grammar: Comprehension

Name: _____

Q. Reading Comprehension

Anna's lute

Anna's favorite hobby is playing lute. she spend a lot of her free time playing lute. she started learning to play lute when she was 5 years old. she played in her school's band.

Anna's dad bought her a lute and she started practicing every day after school. It was very loud, but her mother never complained. she improved a lot, and playing lute has been her favorite hobby ever since.



1) What is Anna's favorite hobby?

2) When did Anna start to learn to play lute?

3) Who bought Anna a lute?

4) What is the title of the story?

5) Where Anna performed lute?

<https://whatistheurl.com/>

Subject: Science

Important note

- **MCQs, fill in the blanks, name the following** should be solved/written filled on your book.
- **Definitions, short Q/A and long Q/A** should be written on your notebook.
- **Activities** should be performed/write on loose sheets.
- Learn the spelling of **dictation words**.

Chapter # 5

LIVING AND NON LIVING THINGS

Week one: Day 1

Fill in the blanks (Do it on your book)

1. Human beings, plants and animals are **living things**.
2. Stars, mountains, air and water are **natural** non-living things.
3. Toys, vehicles and books are **man-made** non-living things.
4. Branches of plants grow towards **sunlight**.
5. Snakes reproduce by laying **eggs**.
6. Fish breathe through **gills**.
7. Animals have **feelings**.
8. Plants grow from **seeds**.

See the picture and make a list of five living and five non-living things. (Do it on notebook)



Video Link

<https://www.youtube.com/watch?v=saL8achZJ8Q>

Week one: Day 2

Answer the following Questions in one sentence. (Do it on notebook)

1. **Name two natural non-living things.**
Ans: Water, mountains.
2. **Name two man-made non-living things.**
Ans: Toys, books.
3. **Why do animals move from place to place?**
Ans: Animals move from place to place in search of food.
4. **Why do living things need food?**
Ans: Animals need food to grow and to stay healthy.

5. How do plants breathe?

Ans: Plants breathe through tiny holes in their leaves.

Dictation Words (Learn the spellings and meanings of these words)

- a. **Sapling:** a young tree
- b. **Gills:** breathing organs of a fish
- c. **Hatch:** come out from egg
- d. **Reproduction:** producing young ones is called reproduction
- e. **Pinch:** to squeeze someone's skin hard with fingers.

Video Link

<https://www.youtube.com/watch?v=wYswBymeOls>

Week one: Day 3

Answer these questions in short. (Write down in your notebook)

1. Give three examples to show that plants also move.

Ans: a. Plants grow towards light. B. Sunflower move towards sun. c. Some flowers close their petals in night.

2-How do animals and plants produce young ones?

Ans: Some animals, like cow, horse, give birth to young ones. Some animals, like birds, lays eggs and egg hatches into young ones. Plants give rise to new plants with the help of seeds.

3-What organs help us in feeling the things around us?

Ans: Sense organs such as eyes, ears, nose, tongue and skin help us in feeling the things around us.

Video Link

<https://www.youtube.com/watch?v=DFfiB9xJiwQ>

Week two: Day 1

Long Answer (Write down in your notebook)

Q1. List few differences between living and non-living things.

Ans. The characteristics of living things that differentiate them from non-living things are following.

- a. Living things can move.
- b. Living things grow.
- c. Living things need food to grow and stay healthy.
- d. Living things breathe.
- e. Living things produce their young ones.
- f. Living things can feel their environment.

Week two: Day 2

Activity (Do it on chart paper)

Collect pictures of living things and non-living things and make a collage on a chart paper.

Video Link

<https://www.youtube.com/watch?v=8SsfV4c03sA>

Chapter # 06

PARTS OF A PLANT

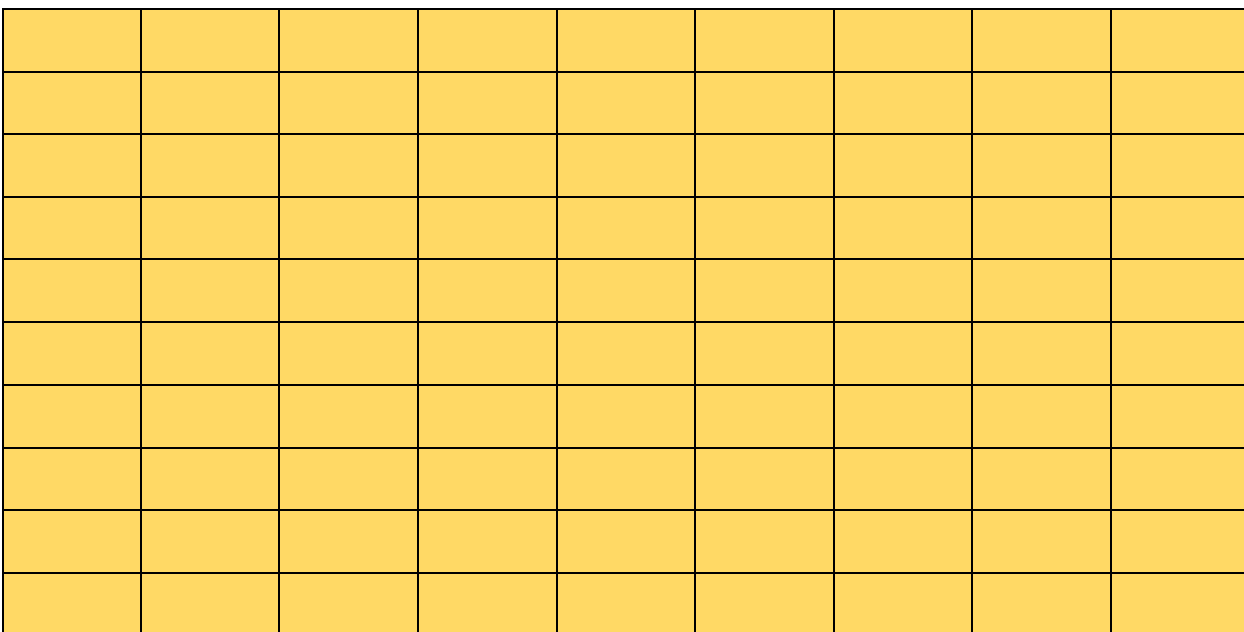
Week two: Day 3

Fill in the blanks. (Do it on books page no 41 and 43)

1. Root absorbs water and **minerals** from soil.
2. **Tap** roots have a main root and many small roots growing from it.
3. Corn plant have **fibrous** roots.
4. Plants that need support to climb are known as **climbers**.
5. The green substances present on leaves is known as **chlorophyll**.
6. **Leaves** make food for the plants.
7. We should grow more **plants**.

Activity (Do it on book page no 46)

Find the following parts of a plant in the word search by looking down vertically and horizontally. 1. Root, 2. Shoot, 3. Stem, 4. Branches, 5. Flower, 6. Fruit, 7. leaf, 8.bud.



Video Link

https://www.youtube.com/watch?v=LraF5dOY_A4&t=10s

Week three: Day 1

Answer these questions in short. (Do it on notebook)

What is photosynthesis?

Ans. Photosynthesis is a process by which green plants make their food by using carbon dioxide and water in the presence of sunlight.

What is the importance of a stem?

Ans. Stem provide a place for the plant to keep its flowers and fruits. It helps in transport of water and minerals from roots to leaves.

What is the importance of a leaf?

Ans. Leave are food factory of plants. They convert sunlight into food for plants. They also help is respiration of plants.

What does a seed need to grow into a plant?

Ans. seed has stored food and baby plant inside it. When a seed gets air, water and warmth, baby plant begins to grow.

Dictation Words (Learn the spellings and meanings of these words)

- a. **Fibrous roots:** roots with a bunch of thread-like roots which grow into the soil.
- b. **Lamina:** the broad side of the leaf.
- c. **Veins:** Fine lines on the leaf
- d. **Stomata:** tiny pores on the leaf
- e. **Fragrance:** a pleasant smell

Video Link

<https://www.youtube.com/watch?v=lanRksy6-zl>

Week three: Day 2

Fill in the blanks. (Do it on books page no 45)

1. Plants absorb water and nutrients from the soil through the **roots**.
2. Leaves, flowers and fruits are borne by the **branches**.
3. Food is prepared for the plants in the **leaves**.
4. Air and water pass through the **stomata** in the leaf.
5. A **seed** has a baby plant inside it.

Give one word for the following. (Do it on book page no 45)

1. Roots which are long and sturdy. **Tap roots.**
2. Fine lines on the leaves. **Veins**
3. It gives green colour to the leaves. **Chlorophyll.**
4. It grows into a flower. **Bud**
5. It protects the seed. **Fruits.**

Video Link

<https://www.youtube.com/watch?v=FB79lj-Rvlo>

Week three: Day 3

Activity 1: (Do it on A4 page and paste in notebook)

Draw and label the following

1. Different parts of a plant
2. Leaf

Activity 2: (Experiment)

Wrap a polythene bag around few leaves of a plant and leave it for 3 days. Observe the leaves after three days. Write your observations. (Do it on loose sheets)

Video Link

<https://www.youtube.com/watch?v=-ROXGqBSxl>





Chapter # 07-BIRDS: FOOD AND MORE

Week Four: Day 1

Name two birds of each type. (Do it on book page no 54)

1. Birds with strong, sharp and hooked beaks. **Eagle, hawks.**
2. Birds with long, thin beaks. **Hummingbirds, hoopoe.**
3. Birds which catch fish. **Kingfisher, herons.**
4. Perching birds. **Sparrows, crows.**
5. Birds which cannot fly. **Ostrich, emu.**

Match the feet and claws to the correct bird (Do it on book page no 54)

	Column - I		Column - II
1		A	Duck
2		B	Eagle
3		C	Woodpecker
4		D	Hen

Activity 1 (Do it on loose sheets)

Keep some grains, nuts, fruits, bread and water for the birds in your balcony or outside the window.

Observe and note down the following:

1. Which birds visit your bird feeder?
2. How many birds visit your bird's feeder?
3. When do they come?

Video Link

<https://www.youtube.com/watch?v=u5mVlq9jo5Y>

Week Four: Day 2

Fill in the blanks. (do it on book page no 50 and 53)

1. A sparrow has a **short, hard** and **pointed** beaks.
2. The claws of hunting birds like eagles are also known as **talons**.
3. The **Ostrich** is a flightless bird with strong legs to walk and run.
4. The feathers covering the body of a bird are known as **down** feathers.
5. The kite flies by **gliding** in the sky.
6. The **penguins** makes its nest with pebbles and stones.

Answer these questions in short. (Do it on notebooks)

Why does a woodpecker have a strong, pointed beak?

Ans. The woodpecker has a strong and pointed beak which acts like a chisel to remove bark from the trees and to find the insects hiding inside.

Why does the duck have tiny holes in the beak?

Ans. Ducks have holes in their beak because they scoop muddy water along with plants and insects and this muddy water goes out through these holes.

Video Link

<https://www.youtube.com/watch?v=X6-2XqwWoyA>

<https://www.youtube.com/watch?v=GPPV10wDNHA&t=1s>

Week Four: Day 3

Answer these questions in short. (Do it on notebooks)

How are the toes of a hen different from that of an eagle?

Ans: Hen has sharp, hard claws that are used to dig the ground while eagles have powerful feet with curved, sharp claws to capture the prey.

Name two wading birds. Write a few sentences about their legs.

Ans. Birds like cranes, flamingoes and herons are wading birds. They have long and thin legs with long, thin and spread out toes. When they wade in water, their legs do not sink into the soft mud.

What helps a bird to fly?

Ans. Birds have long and stiff flight feathers on their wings and tails. These help a bird to fly.

How does a parent bird feed a baby bird?

Ans. Parent birds feed the baby birds for two weeks. Parent birds push food, usually caterpillars or other insects, down the baby bird's throats.

Dictation Words (Learn the spellings and meanings of these words)

Perching, scratching, climbing, hooked, wading, feathers, upstroke.

Video Link

https://www.youtube.com/watch?v=Nly8VZ_y3Rg

Chapter # 08

Man: A living machine

Week Five: Day 1

Do the following warmup activity on book page no 56.

Activity

Name the following parts in our body

The hard part which gives shape, strength and support to our body. **Skeleton**

The place in our body where bones are joined. **Joints**

Give one word for following. (Do it on book page no 61)

1. These join together to form skeleton system. **Bones.**
2. The digestive system starts from here. **Mouth**
3. This organ pumps blood to all parts of the body. **Heart.**
4. Nerves carry messages to and from this organ. **Brain.**
5. This organ helps in removing sweat from our body. **Skin.**

Video Link

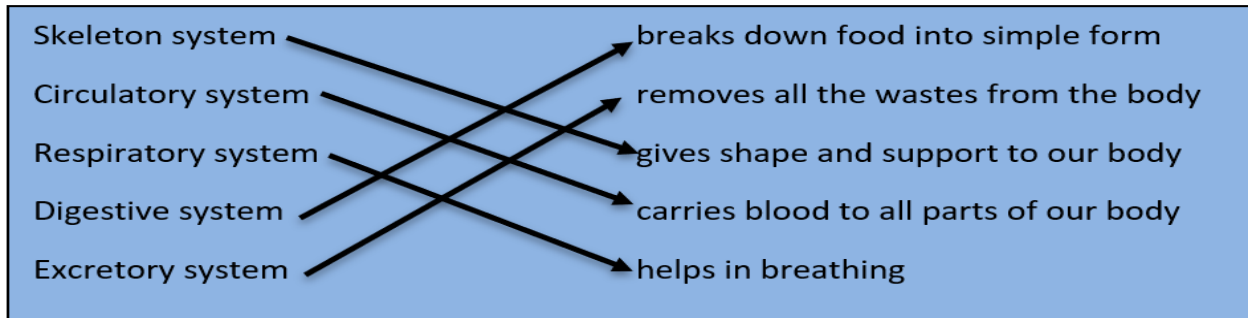
https://www.youtube.com/watch?v=fbmD0Y8_OWE

Week Five: Day 2

Fill in the blanks with correct options. (do it on book page no 61)

1. Our body is made of external and internal **organs**.
2. Muscles are attached to the **bones**.
3. The lungs take **oxygen** gas from the air we breathe in.
4. The heart is a part of the **circulatory** system.
5. Our sense organs are connected to the **brain**.

Match the following. (Do it on book page no 61)



Video Link

<https://www.youtube.com/watch?v=i5aXwiC3wWc>

Week Five: Day 3

Answer these questions in short. (Do it on neat notebooks)

How does the brain help us in seeing things?

Ans. Our eyes are connected to the brain through nerves. Nerves are like telephone lines. When our eyes see anything, they send the message to the brain through nerves. The brain identifies the message and makes us understand what we see.

How does the skeleton help us?

Ans. The skeleton gives shape and support to our body. Bones help us to stand, walk and move. Skeleton also protects our internal parts.

What happens to food when it enters our stomach?

Ans. In the stomach, food is mixed with the digestive juices and sent to small intestine.

Video Link

<https://www.youtube.com/watch?v=XKIWbuuayAo&t=308s>

Week Six: Day 1

Answer these questions in short. (Do it on neat notebooks)

What is the function of heart?

Ans. Heart pumps the blood to all parts of the body.

What work does the nervous system do?

Ans. Nervous system carries messages to and from the brain. It controls all our actions.

Which are the organs of excretory system?

Ans. The excretory system consists of the following organs.

- kidneys remove urine
- skin removes sweat.
- Large intestine removes solid wastes
- Lungs removes carbon dioxide.

Do the activity on loose sheets.

Activity

Put your hand on your chest. You can feel the heart beating. Now jump fifty times and feel the heartbeat again. Write down what you noticed.

Video Link

<https://www.youtube.com/watch?v=-s5iCoCaofc&t=164s>

<https://www.youtube.com/watch?v=TZMJJeZL-BVg>

Week Six: Day 2

Do the following worksheet on loose sheets.

Name of the system	Organs of system	Function of the system
Skeleton system	Bones	Gives shape and support to our body.
Muscular system	Muscles	Helps in movement of body
Digestive system	Mouth, food pipe, liver, stomach, pancreas, small intestine, large intestine	Breakdown of food
Respiratory system	Nose, windpipe, lungs	Taking in oxygen gas and taking out carbon dioxide gas
Circulatory system	Heart, blood, blood vessels	Pumping of blood in all parts of the body
Nervous system	Brain, spinal cord, nerves	It helps us to understand what we see, hear, smell, taste and touch
Excretory system	Kidneys, large intestine, skin, lungs.	Throwing out waste from body

Video Link

<https://www.youtube.com/watch?v=iMUwW11kP6Q>

<https://www.youtube.com/watch?v=ynVRDsDC-84>

Week Six: Day 3

Learn the following new words.

Organ: a part of the body that performs a special task.

Organ system: a group of organs that work together to perform a common task.

Oxygen: a gas that we breathe in.

Carbon dioxide: a gas that we breathe out.

Saliva: a juice that is present inside our mouth.

Digestion: Breaking down of food in to smaller pieces.

Do this activity on loose sheets.

Activity

Draw a neat diagram of human digestive system (at book page no 58) on A4 sheet. Label the diagram and write all the organs involved in digestive system.

Video Link

<https://www.youtube.com/watch?v=kurlbBqUI2g>

SOCIAL STUDIES

Week-1 : Day – 1

Natural Resources are nonliving things from nature that are used to support life on Earth. Can you find 8 examples of natural resources in the word find below?

O	E	Q	Y	D	A	U	H	P	W	R
B	J	S	O	I	L	P	W	E	A	P
F	O	S	S	I	L	F	U	E	L	S
U	A	U	D	X	B	F	E	N	C	F
I	N	V	C	F	E	W	A	T	E	R
D	I	A	H	U	W	G	B	R	F	W
E	M	I	N	E	R	A	L	S	R	V
W	A	R	Y	D	L	H	O	U	S	H
X	L	P	U	M	O	R	T	N	A	U
E	S	Q	L	K	P	R	F	L	P	R
Y	I	A	M	A	I	A	T	I	H	E
O	E	X	F	M	N	X	I	G	K	C
E	V	S	D	W	C	T	O	H	L	B
W	T	E	W	O	G	Y	S	T	E	F
R	N	A	I	F	E	C	V	D	O	S

WATER

AIR

SOIL

PLANTS

FOSSIL FUELS

SUNLIGHT

Watch the video (Link given) and answer the following questions.

Q.No1: What is a resource?

Q.No2: What are the 3 main types of resources?

Q.No3: Where does natural resources come from?

Link: <https://www.youtube.com/watch?v=b8uJQP08yq0>

Listen and learn the song ' The Earth is My Home' (use the link below)

Link: <https://www.youtube.com/watch?v=UbnRANz4nT0>

RESOURCES

There are 3 main types of Resources. CUT and PASTE the images under the resource they match!

HUMAN RESOURCES are people who use their skills to produce a good or service. Ex. Teacher

NATURAL RESOURCES are from nature and are used in their natural form. Ex. Trees

CAPITAL RESOURCES are goods produced and used to make other goods or services. Ex. Buildings, Computers

CAPITAL RESOURCES

HUMAN RESOURCES

NATURAL RESOURCES



SUN



FLOWER



CHEF



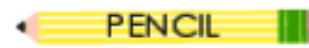
TEACHER



SCIENTIST



VAN



PENCIL



HAMMER






WATER

Week - 1 : Day - 3

Find 5 ways on how you can take care of your Environment.

LINK: <https://www.youtube.com/watch?v=gEk6JLJNg0>



Good for the Earth	Bad for the Earth
	

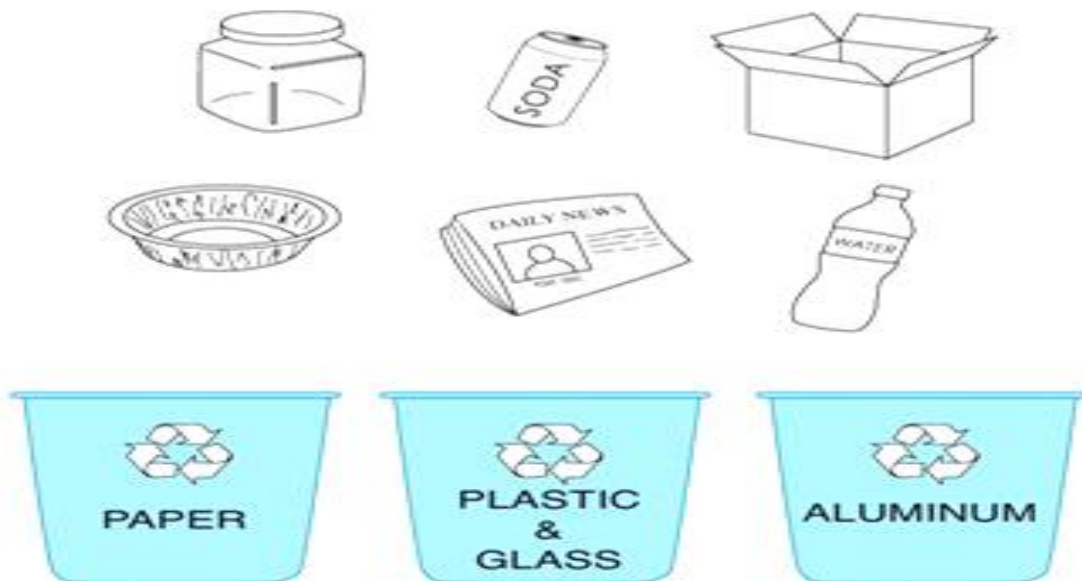


Week - 2 : Day - 1

Read page 21 and Make list of 3 ways you can save paper at your home?



Cut and paste activities which are 'Good & Bad for Erath'



Week - 2 : Day -



Recycle Match-Up

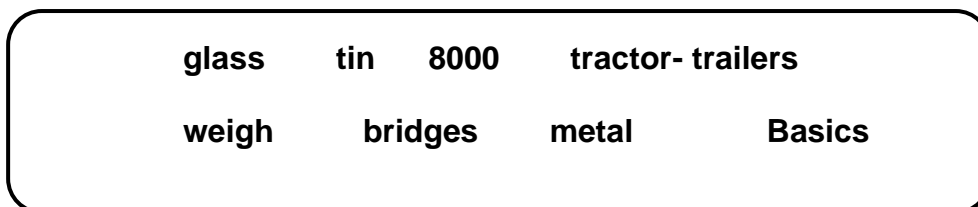
Color each Item and draw a line to match it to the correct bin!

(Hint: Aluminum, items are usually silvery, shiny and can be crushed)

Week - 2 : Day - 3

Link: <https://www.youtube.com/watch?v=Yb5dDiiEcic>



Fill in the blanks with words given in the box (Read page 23-24)













1. Local government is responsible for providing _____ services.
2. The estimated amount of solid waste produced in Karachi is about _____ tonnes per day.
3. Garbage is transported in covered _____ to landfills area.
4. Waste is weighed on _____ before emptied from the trailers.
5. Items made from _____, _____, _____ & _____ can be recycled .

Sorting Trash

Make two columns on sheet of 'Recycle' and 'Garbage' .cut the pictures and paste them in the right category

<u>Recycle</u>		<u>Garbage</u>		
				

✂

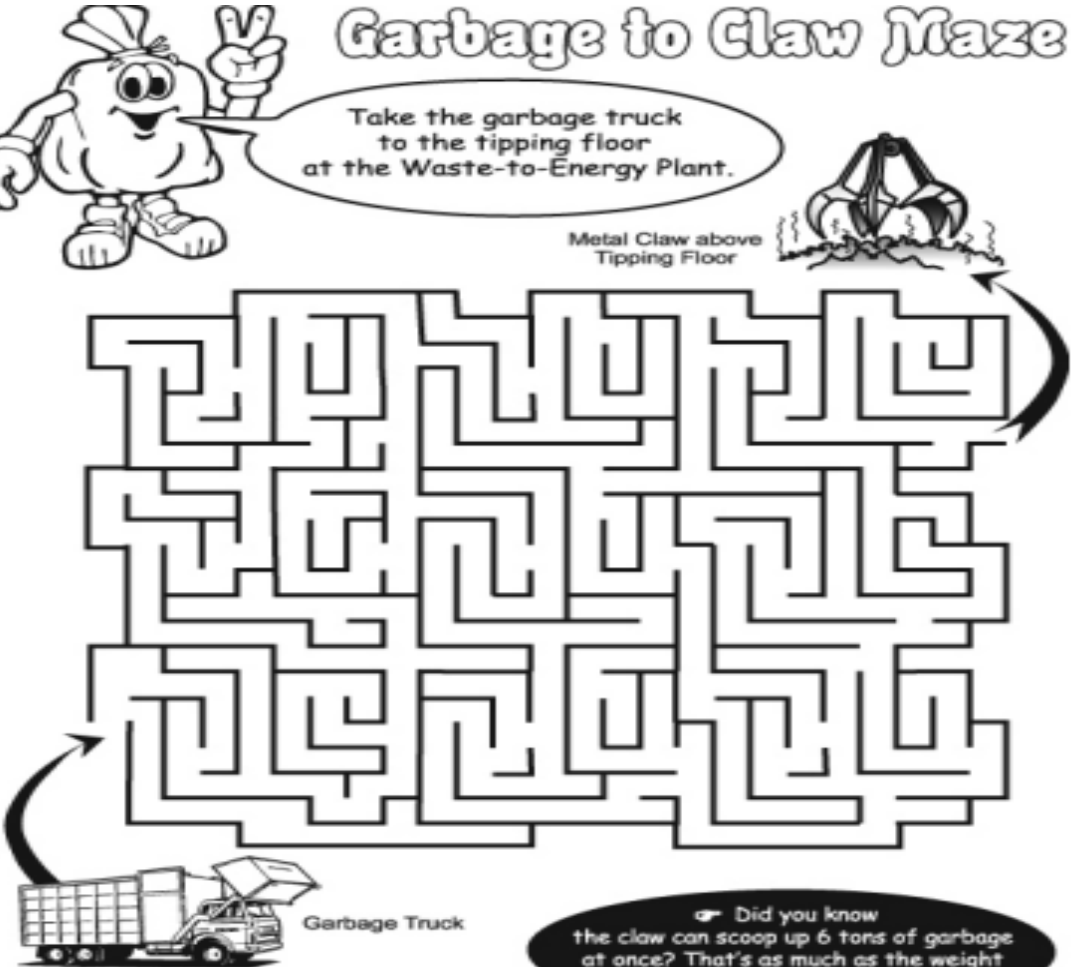
				
				

Week - 2 : Day - 3

Garbage to Claw Maze

Take the garbage truck to the tipping floor at the Waste-to-Energy Plant.

Metal Claw above Tipping Floor



Garbage Truck

Did you know the claw can scoop up 6 tons of garbage at once? That's as much as the weight of two full sized pickup trucks!


Link: <https://www.youtube.com/watch?v=qccRrswrxcE>

Below is a list of items you should not throw in the trash.
 Put a "C" in front of items known as household chemicals.
 Put an "E" in front of items known as household electronics.

<u> </u> C	Antifreeze	<u> </u>	Nail polish & polish remover
<u> </u>	Bug spray	<u> </u>	Paint
<u> </u> E	Camcorder	<u> </u>	Pesticides
<u> </u>	Cell phones	<u> </u>	Plant fertilizers
<u> </u>	Chlorine bleach	<u> </u>	Printers
<u> </u>	Computers	<u> </u>	Radios
<u> </u>	DVD players	<u> </u>	Shoe polish
<u> </u>	Fax machines	<u> </u>	Stereos
<u> </u>	Fluorescent bulbs	<u> </u>	Swimming pool chemicals
<u> </u>	Game Boy player	<u> </u>	Telephones
<u> </u>	Household batteries	<u> </u>	Tub & tile cleaner
<u> </u>	iPod	<u> </u>	Turpentine
<u> </u>	Microwave ovens	<u> </u>	TV's
<u> </u>	Model glue	<u> </u>	VCR's

Week - 3 : Day - 2

Make a list of 10 things you may find in the solid waste (page 25)




Word Search

Find my favorite
WORD BANK words going up, down, forward,
backward or diagonal in the puzzle below.

E	V	R	E	S	N	O	C	M	O
B	R	E	C	Y	C	L	E	U	N
A	E	G	T	A	N	R	O	N	P
T	D	C	S	R	A	E	D	I	A
T	U	Y	U	D	M	U	B	M	P
E	C	B	L	W	Q	S	B	U	E
R	E	N	E	A	N	E	L	L	R
Y	W	V	S	S	A	L	G	A	T
L	A	N	D	F	I	L	L	A	M
S	I	R	K	E	N	E	R	G	Y

WORD BANK

RECYCLE	REUSE
REDUCE	BURN
ALUMINUM	ENERGY
LANDFILL	GLASS
CONSERVE	PAPER
BATTERY	SAVE



Week - 3 : Day - 3

Watch the link below and list some ways, How to be good citizen at home and in community?

Link: <https://www.youtube.com/watch?v=LKctzuvBZPc>

Week - 4 : Day – 1

Read page 26 and answer question no 1 on page 27.

Being a Good Citizen

Directions: Are you a good citizen? Circle the sentences that tell what a good citizen would do. Discuss.

I hold the door for others.

I do not litter.

I respect other people.

I throw trash on the ground.

I am honest.

I respect other people.

I do what I want and don't care about rules.

I follow rules and laws.

I tell stories that are not true.

I push by people.

I take care of my environment.

Week - 4 : Day – 2

I'm a Good Citizen! #3

Circle the picture that shows good citizenship.



Now draw a picture that shows an example of good citizenship. Write a sentence that describes your picture.

Week - 4 : Day – 3

Watch the link below and answer the questions.

Link: <https://www.youtube.com/watch?v=TyP09S0UEzA>

Q.No1: What are rights?

Q.No2: What are Laws?

Q.No3: Who makes laws in a country?

Q.No4: Who should follow Laws?

Watch the link below and write down ways to be 'Safe at Home'

Link: <https://www.youtube.com/watch?v=KUB-4dTbhM8>

Week - 5 : Day – 1

Coronavirus. Safety measures.

Listen and number. Audio https://english-portal.com.ua/worksheet/Coronavirus_Safety_Measures#topadv



Answer the questions.

- Do you wash your hands with soap and warm water regularly?
- Do you wear a face mask when you go out in public?
- Do you sneeze in your elbow?
- Do you use a tissue when you sneeze?
- Do you throw away used tissues?
- Do you touch you face with dirty hands?
- Do you clean your hands with hand sanitizer?
- Do you clean and disinfect frequently touched objects and surfaces?

Carefully read page 28-29 and fill in the blanks with words from the text

- 1- To be good citizen we must obey the rules of our _____.
- 2- Rules of healthy eating and sleeping habits help us stay _____
- 3- School rules make _____ easy and help us to get _____
- 4- Workers must follow rules in the _____

5- We can't always remember rules , we must follow _____

Week - 5 : Day - 2



Learn the Road Safety Song and sing it with your class

Link: <https://www.youtube.com/watch?v=Oj9E3YUeh8Y>

Week - 5 : Day - 3


Is it a right or a responsibility?
Cut and glue into the correct space.

Follow rules	Bully free
Do your school work	Take care of materials
To be safe	To be different
Be respectful	To learn

School Citizenship



Rights	Responsibilities



Make a Safety Badge

Congratulations! You followed the clues and completed the puzzles. Now you're a certified safety detective. Fill in the badge below. Display it in your classroom to show what you know.

SAFETY DETECTIVE

My name is:

One electrical-safety tip I learned is:

One fire-safety tip I learned is:

I learned that electrical and fire safety are important because:

<https://youtu.be/xJxSGbnADj0>https://youtu.be/27PX9d_igXE

DAY - 3

3: Fill in the blanks ..

- a. The number equivalent to the product of a hundred and ten; _____
- Alphabetical letters used in ancient Rome to represent numbers” are called _____
- b. “A digits’ position in a number” is known as _____
- c. **Expanded form** of numbers is writing each digit of number according to its _____.
- d. **0** is a Smallest _____
- e. Smallest two digit is _____
- f. Smallest natural number is **1**
- g. Largest two digit number is _____
- I: Smallest three-digit number _____ and Largest three digit number is _____
- J Smallest four-digit number is _____ and Largest four-digit number is _____

WEEK - 2: DAY - 1

4: Write the number names for the given numerals.

- a. 6720 _____
- b. 5094 _____
- c. 3008 _____
- d. 7921 _____
- e. 5796 _____
- f. 8404 _____

https://youtu.be/L2kNtEr_Yng

5. Write the numerals for the given number names.

- a. six thousand three hundred and four. _____
- b. Five thousand four hundred and thirty _____
- c. Nine thousand four hundred and ninety-four _____
- d. Nine thousand two hundred and ninety- _____
- e. Eight thousand two hundred and - two . _____

DAY - 2

6. Write the expanded forms of the given numbers

- a. 5639 = _____ + _____ + _____ + _____
- b. 4750 = _____ + _____ + _____ + _____
- c. 6008 = _____ + _____ + _____ + _____
- d. 2116 = _____ + _____ + _____ + _____ e. 9876
- = _____ + _____ + _____ + _____

<https://youtu.be/zkBDXOnMOeE>

<https://youtu.be/FIMx06Hx0a8>

DAY - 3

7. Put the symbol < or >

- (a) 3024-_____ 4023 (b) 2569 _____ 1659 (C) 7425_____ 6899
- (d)5643 _____ 5792 (e) 8075 _____ 8002 (f) 6329 _____ 6192
- (g) 4852 _____ 4999 (h) 1062 _____ 21049 (l) 7863 _____ 7859
- (j) 1987 _____ 1972 (k) 9999 _____ 9992 (l) 8635 _____ 8638
- (m) 3799 _____ 3739 (n) 5201 _____ 5210 (o) 432 8 _____ 4831

<https://youtu.be/rLZbniMGAVA?t=97>

WEEK - 3:

DAY - 1

Q8: Write the numbers that comes

<u>.....before</u>	<u>After</u>	<u>..... between</u>
5962 _____	6999 _____	100 9 _____ 1011
4999 , _____	8642 _____	4999 _____ 5 0:01
8327 , _____	5487 _____	1999 _____ 2001
8295 , _____	3199 _____	5088 _____ 5090
6009 , _____	2849 _____	8320 _____ 8 322
5993 , _____	7000 _____	9658 _____ 9660

DAY - 2

a. "Add one to the given number" is known as _____

b. "Subtract one from the given number" is known as _____

1. Write the predecessor of the following numbers.

a. 1229 _____

b. 3478 _____

c. 1000 _____

d. 2456 _____

e. 3333 _____

f. 9999 _____

2. Write the successor of the following numbers.

a. 2300 _____

b. 6674 _____

c. 4922 _____

d. 2000 _____

e. 6484 _____

f. 7368 _____

<https://youtu.be/tXKUtUBAbHI>

DAY – 3

1. Write the Roman numerals for the given numbers.

a. 88 _____

b. 19 _____

c. 27 _____

d. 44 _____

e. 5 _____

f. 105 _____

g. 43 _____

h. 500 _____

i. 72 _____

j. 120 _____

2. Write the Arabic numbers for the given Roman numerals.

a. Ili _____

b. VII _____

c. X _____

d. Xlv _____

e. X XIX _____

f. XVII _____

g. XXI _____

h. D _____

i. L _____

j. XXXIII _____

<https://youtu.be/gkLL5eDVEPg> <https://youtu.be/jr96QaLRDPM>

WEEK – 4-DAY – 1

ADDITION

1. Find the sums.

$\begin{array}{r} 327 \\ + 420 \\ \hline \end{array}$	$\begin{array}{r} 1234 \\ + 4502 \\ \hline \end{array}$
$\begin{array}{r} 5555 \\ + 976 \\ \hline \end{array}$	$\begin{array}{r} 2059 \\ + 3504 \\ \hline \end{array}$

$\begin{array}{r} 2034 \\ + 6473 \\ \hline \end{array}$	$\begin{array}{r} 6587 \\ + 2421 \\ \hline \end{array}$
$\begin{array}{r} 3126 \\ + 4584 \\ \hline \end{array}$	$\begin{array}{r} 2577 \\ + 4321 \\ \hline \end{array}$
$\begin{array}{r} 2473 \\ + 4514 \\ \hline \end{array}$	$\begin{array}{r} 1353 \\ + 5533 \\ \hline \end{array}$
$\begin{array}{r} 5324 \\ + 3522 \\ \hline \end{array}$	$\begin{array}{r} 3357 \\ + 5315 \\ \hline \end{array}$

<https://youtu.be/uzAF0iewbjM>

DAY – 2-SUBTRACTION

1. Find the difference.

$\begin{array}{r} 8545 \\ - 4564 \\ \hline \end{array}$	$\begin{array}{r} 2965 \\ - 0172 \\ \hline \end{array}$
$\begin{array}{r} 5643 \\ - 3162 \\ \hline \end{array}$	$\begin{array}{r} 8744 \\ - 5384 \\ \hline \end{array}$
$\begin{array}{r} 579 \\ \hline \end{array}$	$\begin{array}{r} 5644 \\ \hline \end{array}$

$\begin{array}{r} - 4 \ 2 \ 0 \\ \hline \end{array}$	$\begin{array}{r} - 3 \ 6 \ 2 \ 1 \\ \hline \end{array}$
$\begin{array}{r} 6 \ 8 \ 8 \ 5 \\ - 4 \ 5 \ 8 \ 3 \\ \hline \end{array}$	$\begin{array}{r} 9 \ 5 \ 6 \ 7 \\ - 4 \ 3 \ 2 \ 1 \\ \hline \end{array}$
$\begin{array}{r} 3 \ 6 \ 3 \\ - 2 \ 5 \ 5 \\ \hline \end{array}$	$\begin{array}{r} 2 \ 3 \ 6 \ 3 \\ - 0 \ 1 \ 3 \ 2 \\ \hline \end{array}$
$\begin{array}{r} 6 \ 4 \ 7 \ 3 \\ - 3 \ 0 \ 2 \ 2 \\ \hline \end{array}$	$\begin{array}{r} 7 \ 5 \ 8 \ 5 \\ - 5 \ 0 \ 9 \ 5 \\ \hline \end{array}$

<https://youtu.be/3rLJs3uBL-s>

<https://youtu.be/4qS4BUhJOD8>

DAY – 3

MULTIPLICATION

1. Find the product.

$\begin{array}{r} 3 \ 5 \ 3 \\ \times 6 \\ \hline \end{array}$	$\begin{array}{r} 6 \ 7 \ 4 \\ \times 8 \\ \hline \end{array}$
$\begin{array}{r} 8 \ 9 \ 7 \\ \times 5 \\ \hline \end{array}$	$\begin{array}{r} 6 \ 8 \ 3 \\ \times 49 \\ \hline \end{array}$
$\begin{array}{r} 8 \ 7 \ 5 \\ \times 7 \\ \hline \end{array}$	$\begin{array}{r} 3 \ 3 \ 4 \\ \times 6 \\ \hline \end{array}$

$\begin{array}{r} 985 \\ \times 8 \\ \hline \end{array}$	$\begin{array}{r} 673 \\ \times 3 \\ \hline \end{array}$
$\begin{array}{r} 85 \\ \times 29 \\ \hline \end{array}$	$\begin{array}{r} 683 \\ \times 95 \\ \hline \end{array}$
$\begin{array}{r} 744 \\ \times 54 \\ \hline \end{array}$	$\begin{array}{r} 63 \\ \times 92 \\ \hline \end{array}$

<https://youtu.be/k3JRTxFZZIs>

<https://youtu.be/zkUUNo90eSE>

WEEK – 5-DAY – 1 Word problem

- a: Parveen saves 4 buckets of water in one day how many does she save in one week?
 b There are seven magic hats. There are four rabbits on each hat. What is the total number of rabbits?
 c: There are six spider webs. Seven insects are trapped in each web. How many insects are trapped altogether?
 d: There are 12 female kangaroos in a zoo. Each mother has twins in her pouch. How many joeys are there in all?
 e: There are four watches. Each watch has two brooms. How many brooms are there in all?
 f: A truck delivered 8 loads of bricks. Each load contained 1250 bricks. How many bricks were delivered?

https://youtu.be/fZtUn_THXnk?t=3

DAY – 2

DIVISION USING MULTIPLICATION TABLES

1. Use multiplication tables to solve the following

- (a) $48 \div 6 =$ _____ (b) $42 \div 7 =$ _____ (c) $25 \div 5 =$ _____
 (d) $21 \div 3 =$ _____ (e) $32 \div 8 =$ _____ (f) $54 \div 6 =$ _____
 (g) $72 \div 9 =$ _____ (h) $64 \div 8 =$ _____ (i) $81 \div 9 =$ _____
 (j) $49 \div 7 =$ _____ (k) $36 \div 6 =$ _____ (l) $100 \div 10 =$ _____

<https://youtu.be/DPv4FuXkFXw?t=70>

<https://www.khanacademy.org/math/arithmetic-home/multiply-divide/relate-multiply-divide/v/examples-relating-multiplication-to-division>

DAY – 3

LONG DIVISION

1 a. $\begin{array}{r} \overline{5) 30} \end{array}$	1 b. $\begin{array}{r} \overline{5) 40} \end{array}$	1 c. $\begin{array}{r} \overline{5) 35} \end{array}$
2 a. $\begin{array}{r} \overline{6) 60} \end{array}$	2 b. $\begin{array}{r} \overline{8) 80} \end{array}$	2 c. $\begin{array}{r} \overline{2) 12} \end{array}$
3 a. $\begin{array}{r} \overline{6) 6} \end{array}$	3 b. $\begin{array}{r} \overline{8) 48} \end{array}$	3 c. $\begin{array}{r} \overline{5) 10} \end{array}$
4 a. $\begin{array}{r} \overline{5) 50} \end{array}$	4 b. $\begin{array}{r} \overline{6) 36} \end{array}$	4 c. $\begin{array}{r} \overline{7) 70} \end{array}$

<https://youtu.be/gjqxhtjyfC4?t=141>

WEEK – 6 -DAY – 1

1 a. $\begin{array}{r} \overline{7)48} \end{array}$	1 b. $\begin{array}{r} \overline{7)39} \end{array}$	1 c. $\begin{array}{r} \overline{8)29} \end{array}$
2 a. $\begin{array}{r} \overline{9)82} \end{array}$	2 b. $\begin{array}{r} \overline{7)12} \end{array}$	2 c. $\begin{array}{r} \overline{6)35} \end{array}$
3 a. $\begin{array}{r} \overline{9)20} \end{array}$	3 b. $\begin{array}{r} \overline{6)41} \end{array}$	3 c. $\begin{array}{r} \overline{6)45} \end{array}$
4 a. $\begin{array}{r} \overline{9)62} \end{array}$	4 b. $\begin{array}{r} \overline{8)64} \end{array}$	4 c. $\begin{array}{r} \overline{7)57} \end{array}$

<https://youtu.be/FApcjdAhnY?t=33>

DIVISION WITH REMAINDER

DAY – 2

DIVISION .WORD PROBLEMS

- 1) Olivia took along four friends to a local farm to pick apples. They picked 40 apples in all. How many apples will each one get, if they decided to share them equally?



- 2) Cheryl, a grade 1 teacher, distributes 36 pencils equally among nine children in her class. How many pencils will each child receive?



- 3) Samantha baked 16 chocolate cupcakes for her children. If the cupcakes are shared equally among four of her children, how many cupcakes will each child get?



- 4) Matt puts up a small square picket fence for his garden. If he uses a total of 40 wooden panels for all sides, how many panels did he use for each side of the picket fence?



- 5) Students of grade 4 were divided into seven teams for a game of dumb charades. If the class comprises 49 students, how many students can be found on each team?



<https://youtu.be/vEBZZI-9sXQ?t=85>

DAY – 3

MENTAL MATH

1. Solve these .

(a) Workout $4 + 5 + 6 =$ _____

(b) What number is half between 10 and 20 = _____

(c) fill the missing number 56 is equal to $50 +$ _____

(d) which of these numbers is not even 12 , 28 , 57, 32, 46, 70.

(e) how many groups of 3 makes 15? _____

(f) an Apple cost 22 rupees how much do two apples cost? _____

(g) what is the value of the digit 1 in the digit 2134? _____

(h) Write down the next number 12 13 14, 15 _____

(h) which of the number is not a multiple of 2 . 8 16 17 18

(i) what is hundred more than 360? _____

(j) $40 \text{ minutes} + 30 \text{ minutes} =$ _____ hours + _____ minutes

(k) Can 75 be divided by 5 exactly ? _____

*****GOOD LUCK*****

COMPUTER SCIENCE CLASS III

WEEK-1

Q1. Write down the short answers of the following questions.

1. What is hardware?

2. Give two examples of hardware.

3. What are floppies and CDs used for?

4. What is Modem used for?

5. What is a program?

6. Define CPU.

Q2. Fill in the blanks

1. All parts of a computer that we can see and touch are known as _____.
2. _____ contains various components for processing and storage.
3. Hard Disk is fixed inside the _____.
4. USB Flash drive is also known as _____.
5. Storage capacity of a DVD is measured in _____.

Q3. Write the Full form of:

1. VDU _____
2. RAM _____
3. ROM _____

Q4. Write the name of three hardware components in each category.

Input Devices	Output Devices	Storage Devices

Q5. Collect Information about various storage devices. Make a table showing important features of these devices.

Storage Devices	Features

WEEK-2

Q1. Answer the following questions.

1. What is a program?

2. Define software.

3. Name few commonly used software.

4. What is Paint?

5. Tell some of the uses of Paint.

6. What do you understand by Word Processors?

7. What is the use of a spreadsheet?

8. Write a short note on Database managers.

Q2. State if the following statements are True/False.

1. A computer can work without software.
2. **MS word** is a word processor.
3. Internet Explorer and Google Chrome are web browsers.
4. A database is a collection of information.
5. Software cannot be used for educational purposes.

Q3. Computer Hardware Word Scramble

1. DC _____
2. SEFOARWT _____
3. SAPERKES _____
4. CPOMRTEU _____
5. MOSUE _____
6. MOTRION _____
7. PRRINTE _____

WEEK-3

Q1. Identify six output devices (how you get information out of the computer)

1. _____
2. _____
3. _____
4. _____
5. _____
6. _____

Q2. Write down the names of five output devices (how you put information into the computer)

1. _____
2. _____
3. _____
4. _____
5. _____

Q3. Write down the names of two software programs.

1. _____
2. _____

Q4. Write down the names of three storage devices.

1. _____
2. _____
3. _____

Q5. Fill in the blanks

1. A group of instructions given to a computer are called _____.
2. A set of programs which enables the computer to do a task is called _____.
3. _____ can be used for making drawing in the computer.
4. WordPad is an example of _____.
5. A web browser is required if you want to access the _____.
6. _____ are used for accounting and calculating.
7. Some famous presentation software are _____ and _____.
8. Encyclopedias _____ software.



Q6. Make a list of at least 10 commonly used software and know their uses.

Software	Uses
1.	
2.	
3.	
4.	
5.	
6.	
7.	
8.	
9.	
10.	

WEEK-4

Q1. Choose the word that best describes the pictures and type the word in the blank.

MOUSE	DIGITAL CAMERA	SPEAKERS
KEYBOARD		MONITOR
HEADPHONES		





Q2. Draw hardware devices used to:

1. Input data

--	--	--

2. Output Data


--	--	--

3. Store Data

--	--	--

WEEK-5

Q1. Write 'I' if it is Input device and write 'O' if it is Output device.





WEEK-6

Q1. Fill in the blanks

1. A group of instructions given to a computer to make it work are called _____.
2. Two main parts of the computer are _____ & _____.
3. We can listen to sound using _____ & _____.
4. Hardware devices can be classified as _____, _____, _____ and _____.
5. Input (Data _ Instructions) + processing = Output or _____.
6. A computer has many parts called _____.
7. Programs that control how the hardware works is called _____.
8. Which two pieces of computer hardware do people use to tell the computer what to do? _____, _____.
9. Which two pieces of hardware does the computer use to tell people what it is doing? _____, _____.
10. A flat piece of material designed to provide a surface for the mouse is called a _____.
11. Which hardware device prints a document? _____.
12. What is the abbreviation of Compact Disk? _____.
13. A small storage device that is used to transport files from one computer to another is called a _____.
14. A box that comes down from the tool bar located at the top of the computer screen that lists program tools such as file, edit, and view is called a _____.
15. A piece of equipment that copies the words or pictures on a page and puts them into a computer is called a _____.

Draw a line to match the word with its picture!!

Computer
 Mouse
 Software
 Monitor
 Ink Cartridge
 CD's
 Digital Camera
 Speakers
 Keyboard
 Microphone
 Flash Drive
 Laptop Computer

Use the color key to color the umbrella.

1 - red	5 - pink	9 - white
2 - green	6 - orange	10 - brown
3 - black	7 - purple	
4 - yellow	8 - blue	



Computer Hardware Terms Word Search



M	I	C	R	O	P	H	O	N	E
J	S	O	F	T	W	A	R	E	V
R	P	P	R	I	N	T	E	R	S
C	E	C	O	M	P	U	T	E	R
D	A	N	C	K	H	F	L	M	Y
S	K	C	M	O	N	I	T	O	R
U	E	M	O	U	S	E	C	X	B
Q	R	T	S	W	A	O	D	F	J
K	S	M	O	U	S	E	P	A	D
E	S	K	E	Y	B	O	A	R	D

Computer

Software

CD

Mouse

Mouse Pad

Monitor

Speakers

Printer

Keyboard

Microphone

اسلامیات برائے جماعت سوئم

سلیبس پہلا ہفتہ

عزیز طلبہ!

اس ہفتے کا کام آپ کو دی گئی ہدایات کے مطابق مکمل کرنا ہے۔

تاریخ	عنوان	صفحہ نمبر	گھر کا کام	ذرائع	سرگرمی
20 جولائی 2020	سیرت طیبہ : حضرت ابو طالب کی کفالت	33	بلند خوانی	کتابی مواد ، ورک شیٹ	تعوذ کا ترجمہ یاد کریں۔
21 جولائی 2020	سیرت طیبہ : حضرت ابو طالب کی کفالت	34	مشق نمبر 1 ، 2		
22 جولائی 2020	سیرت طیبہ : سفر شام	35	بلند خوانی		

1

ورک شیٹ نمبر

س 1 : حضرت محمد ﷺ کہاں پیدا ہوئے اور آپ کی پرورش کس طرح ہوئی؟

سلیبس دوسرا ہفتہ

عزیز طلبہ !

اس ہفتے کا کام آپ کو دی گئی ہدایات کے مطابق مکمل کرنا ہے۔

تاریخ	عنوان	صفحہ نمبر	گھر کا کام	ذرائع	سرگرمی
27 جولائی 2020	سیرت طیبہ: سفر شام	36	مشق نمبر 1 ج ، سوال	کتابی مواد ، ورک شیٹ	تسمیہ کا ترجمہ یاد کریں۔
28 جولائی 2020	سیرت طیبہ : حلف الفضول	37 ، 38	بلند خوانی مشق نمبر 2 ، 3		
29 جولائی 2020	سیرت طیبہ : حلف الفضول	37 ، 38	مشق نمبر 1 سوال ، ب ، ج ، د		

ورک شیٹ نمبر 2

س 1- نیچے دیئے گئے سوالات کے جوابات میں سے درست پر

(کا نشان

) لگائیں۔

(ا) حضرت ابو طالب کا پیشہ کیا تھا۔

تجارت

(ا)

(ب) ملازمت

(ج) مزدوری

ﷺ کی عمر کتنے برس

(ب) جب حضرت ابو طالب ملک شام جانے لگے تو حضور اکرم

تھی؟

(ا) دس سال

(ب) بارہ سال

(ج) پندرہ سال

- (ج) حضرت ابو طالب کی بحیرہ نامی راہب سے ملاقات کب ہوئی؟
 (ا) مدینہ منورہ
 (ب) بصری
 (ج) مکہ مکرمہ
 (د) بحیرہ نے حضرت ابوطالب سے حضور اکرم کے بارے میں کیا کہا؟
 (ا) واپس لے جائیں
 (ب) آگے لے جائیں
 (ج) چھوڑ جائیں
سلیبس تیسرا ہفتہ

عزیز طلبہ ! اس ہفتے کا کام آپ کو دی گئی ہدایات کے مطابق مکمل کرنا ہے۔

تاریخ	عنوان	صفحہ نمبر	گھر کا کام	ذرائع	سرگرمی
3 اگست 2020	سیرت طیبہ : حضرت خدیجہ سے نکاح	39	بلند خوانی	کتابی مواد ، ورک شیٹ	کوئی سی تین احادیث یاد کریں۔
4 اگست 2020	سیرت طیبہ : حضرت خدیجہ سے نکاح	39 ، 40	مشق نمبر 1 سوال ا ، ب ، ج		
5 اگست 2020	سیرت طیبہ : حضرت خدیجہ سے نکاح	40	مشق نمبر 2، 3		

ورک شیٹ نمبر 3

س 1۔ پہلا کلمہ بمعہ ترجمہ خوش خط لکھیں۔

س 2۔ حضرت خدیجہ اور حضرت محمد ﷺ کی شادی کس طرح ہوئی؟

سلیبس چوتھا ہفتہ

عزیز طلبہ !

اس ہفتے کا کام آپ کو دی گئی ہدایات کے مطابق مکمل

کرنا ہے۔

تاریخ	عنوان	صفحہ نمبر	گھر کا کام	ذرائع	سرگرمی

حجر اسود کی تصویر لگائیں۔	کتابی مواد ، ورک شیٹ	بلند خوانی	41	سیرت طیبہ : حجر اسود کی تنصیب	10 اگست 2020
		مشق نمبر 1 سوال ا ، ب ، ج ، د	42	سیرت طیبہ : حجر اسود کی تنصیب	11 اگست 2020
		مشق نمبر 2	42	سیرت طیبہ : حجر اسود کی تنصیب	12 اگست 2020

ورک شیٹ نمبر 4

س1. خالی جگہ پر کریں۔

1. حجر اسود خانہ کعبہ کی-----میں نصب ہے۔
2. حجر کا مطلب ----- ہے۔
3. حجر اسود کا رنگ ----- ہے۔
4. قبیلوں ہ میں طے پایا کہ جو شخص----- میں سب سے پہلے داخل ہو وہی جھگڑے کا فیصلہ کرے گا۔
5. ہر قبیلے کے سردار نے ----- کے کونے کو پکڑ کر حجر اسود کو اٹھایا۔

سلیبس یا نچوان ہفتہ

عزیز طلبہ! اس ہفتے کا کام آپ کو دی گئی ہدایات کے مطابق مکمل کرنا ہے۔

تاریخ	عنوان	صفحہ نمبر	گھر کا کام	ذرائع	سرگرمی
17 اگست 2020	سیرت طیبہ : غار حرا میں خلوت نشینی	43	بلند خوانی	کتابی مواد ، ورک شیٹ	صفحہ نمبر 43 پر موجود غار حرا کی تصویر بنائیں۔
18 اگست 2020	سیرت طیبہ : غار حرا میں خلوت نشینی	44	مشق نمبر 1 سوال ا ، ب ، ج		
19 اگست 2020	سیرت طیبہ : غار حرا میں خلوت نشینی	44	مشق نمبر 32		

ورک شیٹ نمبر 5

س1. حضرت محمد ﷺ پر پہلی وحی کے نزول کا واقعہ تحریر کریں۔

س2. چاروں الہامی کتب کے نام تحریر کریں۔

سلیبس چھٹا ہفتہ

عزیز طلبہ! اس ہفتے کا کام آپ کو دی گئی ہدایات کے مطابق مکمل کرنا ہے۔

تاریخ	عنوان	صفحہ نمبر	گھر کا کام	ذرائع	سرگرمی
24 اگست 2020	سیرت طیبہ : حضرت محمد کی صداقت	45	بلند خوانی	کتابی مواد ، ورک شیٹ	سچائی کے فوائد پر مشتمل ایک چارٹ بنائیں۔
25 اگست 2020	سیرت طیبہ : حضرت محمد کی صداقت	46	مشق نمبر 1 سوال ا ، ب ، ج ، د		
26 اگست 2020	سیرت طیبہ : حضرت محمد کی صداقت	47	مشق نمبر 2 ، 3		

ورک شیٹ نمبر 6

س 1۔ حضرت عبدالقادر جیلانی کا واقعہ اپنے الفاظ میں تحریر کریں۔

اسلامیات برائے جماعت سوئم

پہلا ہفتہ

1. حضرت محمد صلی اللہ علیہ وآلہ وسلم عرب کے کس شہر میں پیدا ہوئے؟
2. آپ ﷺ کے والد کا انتقال کب ہوا؟
3. حضرت آمنہ کی وفات کے وقت آپ ﷺ کی عمر کتنی تھی؟
4. آپ ﷺ کی والدہ کی وفات کے بعد آپ ﷺ کی پرورش کس نے کی؟
5. دادا کی وفات کے وقت آپ ﷺ کی عمر کتنی تھی؟
6. حضرت ابو طالب کا پیشہ کیا تھا؟
7. آپ ﷺ کے دادا کا کیا نام تھا؟
8. حضرت محمد ﷺ کے والد کا کیا نام تھا؟
9. دادا کی وفات کے بعد آپ ﷺ کی پرورش آپ کے کون سے چچا نے کی؟

دوسرا ہفتہ

1. حضرت ابوطالب تجارت کی غرض سے کون سے ملک جاتے تھے؟
2. ملک شام کے سفر کے وقت آپ کی عمر کتنی تھی؟
3. ملک شام کے سفر میں آپ کے ہمراہ کون تھا؟
4. کس مقام پر آپ کی ملاقات عیسائی راہب سے ہوئی؟
5. عیسائی راہب کا نام کیا تھا؟
6. عیسائی راہب کون سی کتابوں کا عالم تھا؟
7. عیسائی راہب نے آپ کے چچا سے کیا کہا؟
8. عیسائی راہب کے مشورے کے بعد حضرت ابو طالب نے کیا کہا؟

تیسرا ہفتہ

1. عرب قبیلے آپس میں کیونلڑتے تھے؟
2. عرب قبائل کون سے مہینوں میں لڑائی نہیں کرتے تھے؟

- 3- حرب فجار کب ہوئی؟
- 4- حرب فجار کن قبیلوں کے درمیان لڑی گئی؟
- 5- قبیلے کے سرداروں میں آپس میں کیا معاہدہ کیا؟
- 6- عرب کے قبائل کے درمیان جو معاہدہ طے پایا اس کا کیا نام تھا؟
- 7- معاہدے میں شامل لوگوں کے ناموں میں کیا آتا تھا؟
- 8- قرآن پاک میں کل کتنی سورتیں ہیں؟
- 9- قرآن پاک کی آخری دو سورتوں کے نام بتائیں۔

چوتھا ہفتہ

- 1- حضرت خدیجہ کہاں پیدا ہوئیں؟
- 2- حضرت خدیجہ کا پیشہ کیا تھا؟
- 3- آپ ﷺ حضرت خدیجہ کا سامان تجارت کون سے ملک لے کر گئے؟
- 4- اس تجارتی سفر میں آپ ﷺ کے ہمراہ کون تھا؟
- 5- حضور اکرم ﷺ کون سے القابات سے شہور تھے؟
- 6- حضور اکرم کی سب سے پہلی بیوی کون تھیں؟
- 7- عورتوں میں سب سے پہلے کس نے اسلام قبول کیا؟
- 8- قرآن پاک کی طویل ترین سورت کونسی ہے؟

پانچواں ہفتہ

- 1- حجر اسود کیا ہے؟
- 2- حجر اسود کہاں نصب ہے؟
- 3- حجر اسود کا مطلب کیا ہے؟
- 4- حجر اسود کو نصب کرتے وقت آپ ﷺ کی عمر کتنی تھی؟
- 5- حجر اسود کا مسئلہ کب پیدا ہوا؟
- 6- قرآن پاک کی سب سے چھوٹی سورت کون سی ہے؟
- 7- غار حرا کہاں واقع ہے؟
- 8- غار حرا مکہ سے کتنے فاصلے پر واقع ہے؟
- 9- پہلی وحی کے نزول کے وقت آپ کی عمر کتنی تھی؟

چھٹا ہفتہ

کہاں تھے؟

- 1- پہلی وحی کے نزول کے وقت آپ ﷺ
- 2- صداقت کے کیا معنی ہیں؟
- 3- حضرت عبدالقادر جیلانی تعلیم حاصل کرنے کہاں گئے؟
- 4- حضور اکرم ﷺ کس نام سے مشہور تھے؟
- 5- حضرت عبدالقادر جیلانی کے پاس کل کتنی رقم تھی؟
- 6- عبدالقادر جیلانی کو والدہ نے کیا نصیحت لگائی؟
- 7- اسلام کی سب سے پہلی مسجد کون سی ہے؟
- 8- مسلمانوں کے پہلے خلیفہ کون تھے؟
- 9- حضرت محمد ﷺ کی سب سے چھوٹی بیٹی کا کیا نام تھا؟

Urdu

تجارت سوئم

تاریخ	عنوان	صفحہ نمبر	گھر کا کام	ذرائع	سرگرمی
پہلا ہفتہ					
۱۳ جولائی	ٹڈے میاں کی پٹھائی	۷۸-۸۲	بلند خوانی، مشکل الفاظ کی اور اور معنی (حاشیہ کے تمام الفاظ)	درسی کتاب	کہانی کی تصویریں منظر کشی کیجئے۔
۱۳ جولائی	ٹڈے میاں کی پٹھائی	۸۳	مشقی سوالات کے جوابات (پہلے ۳ سوالات) ارکان بنا کر لفظ بتائیں۔	درسی کتاب	
۱۵ جولائی	تواند	۸۶-۸۵ ۸۷ ۸۳	کہ اور کے کا استعمال جملے بنائیں۔ ضائع، ترکیب، معصوم، رحم، انجام ورک شیٹ ۸۔ کہانی پرتھرہ کیجئے۔	ورک شیٹ	

دوسرا ہفتہ

۲۰ جولائی	دانت کہاں گیا؟	۸۸-۹۰	بلند خوانی، مشکل الفاظ کی املا۔	درسی کتاب	دانتوں کی صفائی کے لئے کون سی دو باتیں ضروری ہیں۔ چارٹ پر لکھیں
۲۱ جولائی	دانت کہاں گیا؟	۹۱	مشقی سوالات - ۵ تا ۱		
۲۲ جولائی	تواند	۹۲ ۹۳	مذکورہ منٹ۔ دھوبی، درزی، نائی، چپڑاسی، عیسائی، سندھی، بلوچی، پنجابی، یہودی، جوگی۔ ورک شیٹ ۹۔ مثال کی طرح مذکور جملوں کو موزن جملوں میں تبدیل کیجئے۔	ورک شیٹ	