

Summer Vacations Homework 2020

Class: 4

Cantt Public Education System

A NEW FRONTIER IN LEARNING

Dear Students,

We hope that you and your families are keeping well during ongoing health crises. It is more and more likely that schools may not open till 31st August 2020. Therefore, we are pleased to share our plans for online instructions and homework activities.

As of 15th July 2020 to 31st August 2020, we will be starting a robust, interactive teaching programme. The curriculum will be taught through various online platforms, video lectures and live interaction with teachers as well as carefully designed homework, which all students will complete at their own time. We shall pursue following time table: -

Group	DAYS	Timings	Subjects	Remarks
I	Monday	0900 - 0940	English	Principals shall ensure availability of subject teachers to students for coaching/clarification of doubts etc
	Tuesday	1000 - 1040	Urdu	
	Wednesday	1100 - 1140	Science	
II	Thursday	0900 - 0940	Maths	
	Friday	1000 - 1040	S Studies	
		1100 - 1140	Computer	
	Saturday	1200 -1240	Islamiat/Nazra	

Beloved scholars, home work for following subjects has been included in this booklet: -

Sr No	Subject	Pages	
		From	To
1	English	3	12
2	Maths	13	27
3	Science	28	37
4	Computer	38	47
5	Social studies	48	56
6	Islamiyat	57	62
7	Urdu	63	78

Our main objective is to keep you in touch with your studies rather than to put you under unjustified burden. Therefore, a pragmatic program has been planned for your educational progression. Stay home, stay safe and stay connected with your studies.

Regards,

ENGLISH**Unit 6: Lets visit the Earth****Week 1: Day 1****Lesson# 01****Topic: Listen and speak**

1. Read the dialogue and Write the synonyms of the bold words. (on book)
 - a. Appeared
 - b. Flew over
 - c. Flew under
 - d. Hovered
 - e. Landed
 - f. Took off
 - g. Flew down
2. Find suitable verbs from exercise#1 for the pictures given below (page#28)
3. **Creative Writing**
Use the pictures in exercise#2 and write the story in your own words.

Week 1: Day 2**Lesson# 02****Topic: The words**

- Q1. Listen your teacher and find the words in diagram.
- Q2. Use words from exercise#1 to complete the sentences.
- Q3. Spelling patterns _____ "ing" form.
Hover Take Sit Circle Lie Come watch Fly Flash
- Q4. **Creative Writing**
Write an email to your friend about a scene on the airport.

Video about Planets

<https://youtu.be/M4fJtHKtXEQ>

Week 1: Day 3**Lesson 3:****Topic: Reading: Science fiction diary****Activity**

Reading and comprehension (page 30-31)

4. Match the column
 5. Answers the questions.
- Video about an alien on earth

Week 2: Day 1**Lesson# 04****Topic: Sentences****GRAMMAR and Composition****Past continuous Tense****Rules and Example:****Video about Past continuous tense**

https://youtu.be/etvW0FOD_so

1. Make sentences for the picture with the help of the given words using Past continuous tense.

2. Complete the diary about the visit to another Planet put the verbs in to the simple past or past continuous tense.

Past continuous tense Worksheet

Practice 

- (A) Fill in the blanks with the past continuous form of the verbs given in brackets.

1. Rubina _____ on the phone. (talk)



2. The birds _____ around the garden. (fly)



3. I _____ for the bus. (wait)




4. It _____ all morning. (rain)

5. He _____ a letter to his pen pal. (write)

6. You _____ me about your childhood. (tell)

7. She _____ to school. (run)

8. They _____ under the tree. (sit)



9. The farmer _____ his land. (plough)

10. We _____ in a row. (stand)

Activity

How big are the planets and match the size with the fruits (page 33)

Week 2: Day 2**Unit#7****Topic: Wedding****Lesson# 01****Topic: Listen and Speak**

1. Read the story and write down the dictation words.
2. Match the replies to the requests or offers.

3. Activity:

Make an invitation card and invite your friends on your birthday party.

Week 2: Day 3**Lesson# 02****Topic: Words**

1. Listen to your teacher learn the vocabulary related to the weddings.
2. Complete this description of the British wedding, using the vocabulary from exercise.
Video related to British wedding

Week 3: Day 1**Lesson 3****Topic: Reading: where are you**

- 1) Read the story and comprehend it.
- 2) Use following words in sentences of your own: decided , anxiously , Storm , Funny
Bridegroom, arrived, guests.
- 3) Answers the following questions: page (37)
- 4) **Put the verb in brackets in to the Past Continuous tense.**

Tomorrow, we **(go)** are going to Slad National Park to play /for the day. We **(leave)** at 8:00/8:30 in the morning from the school car park/park. First, we are going to **drive**/ride to Slad. At the park Centre, we **(meet)** our guide Laurel/Paula at the park centre at ten/twelve o clock. We are going to watch a video and buy some maps. Then we **(go)** for a walk/talk. We are going to have a picnic in the hills. We **(leave)** Slad at five/six o clock. We **(arrive)** home in time/tired for supper.

Grammar: Tenses

Watch this video and learn the tenses. https://www.youtube.com/watch?v=3II3R9_Z1HY

Week 3: Day 2**Lesson 4: Topic Sentences****Creative Writing**

1. Describe the picture in your own words (page 38)

Grammar:

2. **Worksheet related to synonyms and antonyms.**

Name: _____ Date: _____



Choose the **SYNONYM** or **ANTONYM**

Directions: Draw a line from each word on the left to its synonym on the right.

- | | |
|-----------|--------|
| 1. big | happy |
| 2. glad | large |
| 3. little | small |
| 4. sick | silent |
| 5. quiet | ill |
| 6. leap | save |
| 7. start | jump |
| 8. mad | begin |
| 9. same | angry |
| 10. keep | alike |

Directions: For each sentence, find an antonym for the underlined word in the Word Bank and write it on the blank line.

Word Bank

end early cold stop smile down open full bad hard

1. It is time to begin our lesson. _____
2. My food is very hot. _____
3. Would you please close the door. _____
4. Do not start running yet. _____
5. That is a good dog. _____
6. This test is easy. _____
7. My glass is empty. _____
8. Is that a frown on your face? _____
9. You have to go up the stairs. _____
10. I am late for the meeting. _____

2. Change the verbs in to past tense.

- a. He understands it.
- b. They love swinging in the park.
- c. I wake up at 6.00 AM.
- d. He plays cricket, but his brother plays football.
- e. The heat of the sun is the least in the polar.

Week 3: Day 3

Unit 8 Topic Gifted Children Page (40-45)

Lesson 1:

Topic: Listen and Speak

1. Read the story and Choose the correct Word(Wants/ Doesn't want)
2. Write "make" or "do" (Page 40)

Activity:

3. Make anyone of the following recipe:
An omelet or Sandwich

Week 4: Day 1**Lesson# 02****Topic: Words****1. Grammar: Noun and Adjective**

Noun	Adjective
1. Art	a) Artistic
2. Fun	b) Funny
3. Athlete	c) Athletic
4. Sport	d) Sporty
5. Music	e) Musical

2. Use adjective in exercise 1 to complete the sentences page (41).
 3. Composition: Write an essay on your favorite Sport/Game.

Week 4: Day 2**Lesson# 03****Topic: Biographies**

1. Read and comprehend the text (page 42, 43).
 2. Answers these questions page 43.
 3. Complete the sentences with words from exercise 1 page 43.

Video related to Jennifer pike/ Greg smith

<https://youtu.be/vk3rhZBM3pU>

<https://youtu.be/4bdbWCuRnHw>

Week 4: Day 3**Lesson# 04****Topic: Sentences****Lesson no 3 on pg 16-17.**

1. Writing about your abilities.
 2. **Creative Writing:**
 Write a poem about your sister following the patterns given on page 45.
 3. **Grammar: forms of verbs**

Complete this table of Irregular Verbs

Good Luck!

1 Base Form	2 Simple Past	3 Past Participle
1) be		
2) become		
3) begin		
4) bite		
5) bring		
6) buy		
7) catch		
8) choose		
9) do		
10) dream		
11) drive		
12) drink		
13) eat		
14) fall		
15) feel		
16) fight		
17) find		
18) forget		
19) get		
20) give		
21) go		
22) have		
23) hear		
24) know		

Week 5: Day 1

Unit 9

Topic: The Magic glove

Lesson 1:

Topic: Listen and speak

1. Read the dialogue and answers the questions: (page 46)

Link related to visit to sea side <https://youtu.be/WSfj7NbBZXc>

Week 5: Day 2

Lesson# 02

Topic: Words

1. Write the numbers in words. (page 47)
2. Write the numbers in words. (Page 47)
3. Write the ordinal numbers in words.

1st 2nd 3rd 4th 5th 6th 7th 8th 9th 10th

First second third fourth fifth sixth seventh eighth ninth tenth

4. Write the following ordinal numbers as words

37th 38th 39th 40th 41st 42nd 43rd 44th 45th
 46th 47th 48th 49th 50th .

Week 5: Day 3Lesson# 03Topic: The magic Gloves

1. Read the text and understand it.
2. Write the meaning of the following words.

Found picked up perfectly discovered pointing immediately delicious

3. Use the above words in sentences if your own:

Video related to magic glove <https://youtu.be/wpLjRcb31RA>

Week 6: Day 1Lesson 3Topic: The magic Gloves

2. Put the sentences in correct order: page 49
3. Write "T" for True and "F" False statements. Change the false sentences to make them true page 49.
4. Write stories for the pictures given on page 50.

Week 6: Day 2Topic: Grammar

1. Application writing

Application for school leaving certificate.

2. Worksheet related to singular plural:

Name: _____		CCSS 1L.1b Use common, proper, and possessive nouns.	
Singular and Plural Nouns			
<i>A singular noun names one person, place, or thing. example: One dog barked last night. A plural noun names more than one person, place or thing. example: Three dogs barked last night. Add an s to many singular nouns to make them plural.</i>			
Directions: Write the plural form of the singular noun.			
1. table	_____	2. friend	_____
3. spoon	_____	4. hat	_____
5. phone	_____	6. lamp	_____
7. cow	_____	8. teacher	_____
9. car	_____	10. park	_____
11. plant	_____	12. toy	_____
13. book	_____	14. zebra	_____
15. rock	_____	16. store	_____
www.2ndgradeworksheets.net			

3. Worksheet related to Degrees of adjective.

ADJECTIVE DEGREES

A. Put the adjectives in the suitable degree.



1. Which is _____ (near) to London? Oxford or Cambridge?
2. Which is _____ (quick) way to Hyde Park?
3. Tom is _____ (good-looking) his brother.
4. My sister Claire is very young but her friend Rose is _____ (young).
5. This is _____ (high) tower I have ever seen.
6. Is your computer better than mine? No, it is _____ (bad).
7. He always sits in _____ (good) seat.
8. Which is _____ (large) city in Portugal?
9. She is very beautiful. She is _____ (pretty) girl I know.
10. We must go home without _____ (far) delay.
11. Your room is dirty but his is _____ (bad).
12. New York is _____ (busy) town I visited in USA.
13. It is five miles _____ (longer) to Dover than is to Oxford.
14. Which town is _____ (far) from Oporto?
15. The fields are _____ (green), because is spring.
16. I can dance _____ (well) you.
17. Who works _____ (hard) in the office?
18. Who is _____ (clever) pupil in the dassroom?
19. He has felling even _____ (bad) than yesterday.
20. What's the name of _____ (small) and _____ (poor) country in the world?
21. This is the _____ (nice) place I've ever been to.

B. Fill in the blanks with the comparative or the superlative of the adjectives within brackets.

1. Is January _____ (long) March? No, it isn't.
2. Which is _____ (interesting) book in the library?
3. They have their raincoats on, but they are _____ (wet) we are.
4. He eats very much but he is not _____ (fat) the others.
5. It was _____ (fascinating) experience of her life.
6. Wednesday is _____ (bad) day of the week for me.
7. These words are _____ (common) the others.
8. Which is _____ (good)? Staying at home or going out?
9. She normally feels _____ (dizzy) in high places _____ in low places.
10. Peter's room isn't _____ (tidy) as his brother's room.

Week 6: Day 3**Unit 10****Lesson 1****Topic: Let's check**

1. Change the verbs in brackets to past continuous tense or simple past tense. (Page 52)
2. Choose the correct word to complete the sentences. (Page 52)
3. Listen to your teacher and complete the sentences. (Page 52)

Grammar**4. Letter writing**

Write a letter to your friend asking her about online classes.

Week 7: Day 1**Lesson 2**

1. Read the dialogue and choose the correct words (page 53)
2. Remove the full stop and join the sentences using "when." (page 53)
3. **Creative writing:** Plan a visit to the beach using the vocabulary table given on (page 53).

Week 7: Day 2**Topic: Adverb**

<https://whatistheurl.com>

Name : _____ Date : _____

Adverbs Worksheet

Use the adjective in brackets or make an adverb (adj+ly) as necessary

1. (heavy) It is raining _____.
2. (abnormal) Sometimes, he behaves _____.
3. (accident) She _____ swallowed a coin.
4. (always) I _____ go to bed before 10 p.m.
5. (annual) These animals migrate _____ in search of food.
6. (anxious) She was _____ looking at me for my reply.
7. (awkward) She laughed _____.
8. (normal) I _____ go to the gym.
9. (occasional) I _____ read newspapers.
10. (never) I _____ want to remember that.

<https://whatistheurl.com>

<https://whatistheurl.com/>

Video: <https://www.youtube.com/watch?v=WDy5uGRZEY4>

Week 7: Day 2

1. Gender and numbers (any 20) consult any grammar book.

Week 7: Day 3

Grammar

1. Creative writing

Write a biography of your principal/teacher/friend

MATHEMATICS
WEEK – 1 Day 1
NUMBERS

1. **Fill in the blanks.**

- a. One thousand = _____ b. Ten Thousand = _____
 c. Hundred Thousand = _____ d. One Lakh = _____
 e. Ten Lakh = _____ f. One Million = 10 lakh = _____
 g. One Crore = _____ = 10 Million = _____
 h. _____ means "A digits' position in a number"
 i. Expanded form of numbers is writing each _____ of number according to its place value.

2. **(a) Draw two tables for writing these numbers in Pakistani &**

International way as you can find in guide

(b) Write them in words. (c) Place commas in Pakistani and International way of writing these numbers.

HERE IS GUIDE

FOR YOU

- i. 4375256 ii. 1165343
 iii. 2974561 iv. 7648784
 v. 9874789 vi. 9235662

There are two ways of writing a number

a. National way & b. International way

1. **National way of writing 2234567**

2	2	3	4	5	6	7
Ten	Lakh	Thousand	Hundred	Tens	Hundreds	Thousands

4

In words it is as **"Twentytwo lakh, thirty four thousand five hundred and sixty seven.**

<https://youtu.be/-GT-bIYr0RI>
<https://youtu.be/jl1X75aNJkc>

2	3	4	5	6	7
Ten	Lakh	Thousand	Hundred	Tens	Thousands

WEEK – 1 Day 2
ROUND OFF NUMBERS

Learn these first

It is a way of writing number simpler but closer to the value what it was, here is **GUIDE** for you

Numbers are rounded off to nearest 10,50, 100, 1000, 10,000etc. like below

1. Round off 42 to nearest 10 = 40
2. Round off 46 to nearest 10 = 50
3. Round off 474 to nearest 100 = 500
4. Round off 445 to nearest 100 = 400
5. Round off 2736 to nearest 1000= 3000
6. Round off 8454 to nearest 1000= 8000

NOW YOU CAN DO THIS

Numbers	Round off to the nearest ten	Round off to the nearest hundred	Round off to the nearest thousand
178608			
267963			
391 674			
357954			
750908			
43729			

<https://youtu.be/jvp0mtr1kFM?t=92>

https://youtu.be/fh8gkPW_6g4?t=21

<https://youtu.be/jvp0mtr1kFM?t=92>

https://youtu.be/fh8gkPW_6g4?t=21

WEEK – 1 Day 3
SMALLEST AND LARGEST DIGITS

Q: From the given digits make smallest and largest numbers.

Digits	Smallest number	Largest number
1 ,3 ,7 ,5		
1, 5 ,9 ,5		
4 ,3 ,4 ,7		
6 ,7 , 4 , 9		
2 ,4 ,9, 0		
3 , 8 ,1 , 0		
1 ,3 ,7 ,2		

<https://youtu.be/djWxGEFzalw>

WEEK – 2 DAY 1

Complete the given table. (one is solved for your help).

Digits	Limit	Smallest-number	Greatest number
One digit no.	0 _____ 9	0	9
Two digit no.	10 _____		
Three digit no.			
Four digit no.			
Five digit no.			
Six digit no.			
Seven digit no.			

WEEK – 2 Day 2:**ADDITION**

1. Find the sums.

$\begin{array}{r} 3\ 2\ 7\ 1 \\ +\ 4\ 2\ 0\ 3 \end{array}$	$\begin{array}{r} 2\ 4\ 7\ 3\ 3 \\ +\ 4\ 5\ 1\ 4\ 7 \end{array}$

$$\begin{array}{r} 2 \ 4 \ 7 \ 3 \\ + 4 \ 5 \ 1 \ 4 \end{array}$$

$$\begin{array}{r} 1 \ 2 \ 3 \ 4 \ 6 \\ + 4 \ 5 \ 0 \ 2 \ 1 \end{array}$$

$$\begin{array}{r} 5 \ 5 \ 5 \ 5 \\ + 9 \ 7 \ 6 \end{array}$$

$$\begin{array}{r} 3 \ 3 \ 5 \ 7 \\ + 5 \ 3 \ 1 \ 5 \end{array}$$

$$\begin{array}{r} 3 \ 3 \ 5 \ 7 \\ + 5 \ 3 \ 1 \ 5 \end{array}$$

$$\begin{array}{r} 2 \ 0 \ 5 \ 9 \\ + 3 \ 5 \ 0 \ 4 \end{array}$$

$$\begin{array}{r} 2 \ 0 \ 3 \ 4 \\ + 3 \ 3 \ 5 \ 7 \end{array}$$

$$\begin{array}{r} 6 \ 5 \ 8 \ 7 \\ + 2 \ 4 \ 2 \ 1 \end{array}$$

$$\begin{array}{r} 5 \ 3 \ 1 \ 5 \\ + 6 \ 4 \ 7 \ 3 \end{array}$$

$$\begin{array}{r} 3 \ 5 \ 7 \\ + 5 \ 3 \ 1 \ 5 \end{array}$$

$$\begin{array}{r} 3 \ 1 \ 2 \ 6 \\ + 4 \ 5 \ 8 \ 4 \end{array}$$

$$\begin{array}{r} 2 \ 5 \ 7 \ 7 \\ + 4 \ 2 \ 1 \end{array}$$

$$\begin{array}{r} 3 \ 5 \ 3 \\ + 5 \ 5 \ 3 \ 3 \end{array}$$

$$\begin{array}{r} 1 \ 3 \ 5 \ 3 \\ + 5 \ 5 \ 3 \end{array}$$

$\begin{array}{r} 2 \ 4 \ 7 \ 3 \\ + \ 4 \ 1 \ 4 \end{array}$	$\begin{array}{r} \ 1 \ 5 \ 3 \\ + 1 \ 3 \ 5 \ 3 \end{array}$
$\begin{array}{r} \ 1 \ 3 \ 5 \ 3 \\ + 5 \ 5 \ 3 \ 3 \end{array}$	$\begin{array}{r} \ 5 \ 3 \ 3 \\ + 5 \ 5 \ 3 \ 3 \end{array}$
$\begin{array}{r} \ 5 \ 3 \ 2 \ 4 \\ + 3 \ 5 \ 2 \ 2 \end{array}$	$\begin{array}{r} \ 3 \ 3 \ 5 \ 7 \\ + 5 \ 3 \ 1 \ 5 \end{array}$
$\begin{array}{r} \ 3 \ 5 \ 3 \\ + 5 \ 6 \ 3 \ 3 \end{array}$	$\begin{array}{r} \ 1 \ 3 \ 4 \ 3 \\ + 5 \ 9 \ 2 \ 3 \end{array}$

<https://youtu.be/uzAF0iewbjM>

WEEK – 2 DAY – 3

SUBTRACTION

1. Find the difference.

$\begin{array}{r} 8 \ 5 \ 4 \ 5 \ 7 \\ - 4 \ 5 \ 6 \ 4 \ 6 \end{array}$	$\begin{array}{r} 2 \ 9 \ 6 \ 5 \ 8 \\ - 0 \ 1 \ 7 \ 2 \ 4 \end{array}$

$\begin{array}{r} 5 \ 6 \ 4 \ 3 \ 9 \\ - 3 \ 1 \ 6 \ 2 \ 7 \end{array}$	$\begin{array}{r} 8 \ 7 \ 4 \ 4 \ 5 \\ - 5 \ 3 \ 8 \ 4 \ 4 \end{array}$
$\begin{array}{r} 5 \ 7 \ 9 \\ - 4 \ 2 \ 0 \end{array}$	$\begin{array}{r} 5 \ 6 \ 4 \ 4 \\ - 3 \ 6 \ 2 \ 1 \end{array}$
$\begin{array}{r} 6 \ 8 \ 8 \ 5 \\ - 4 \ 5 \ 8 \ 3 \end{array}$	$\begin{array}{r} 9 \ 5 \ 6 \ 7 \\ - 4 \ 3 \ 2 \ 1 \end{array}$
$\begin{array}{r} 3 \ 6 \ 3 \\ - 2 \ 5 \ 5 \end{array}$	$\begin{array}{r} 2 \ 3 \ 6 \ 3 \ 7 \\ - 0 \ 1 \ 3 \ 2 \ 6 \end{array}$
$\begin{array}{r} 6 \ 4 \ 7 \ 3 \\ - 3 \ 0 \ 2 \ 2 \end{array}$	$\begin{array}{r} 7 \ 5 \ 8 \ 5 \\ - 5 \ 0 \ 9 \ 5 \end{array}$

<https://youtu.be/3rLJs3uBL-s>

<https://youtu.be/4qS4BUhJOD8>

WEEK – 3 Day 1

$$1) 5 \times 2 + (37 + 3 \times 5) + 37 = \underline{\hspace{2cm}}$$

$$2) (20 + 30 + 14) + 21 + 1 \times 2 = \underline{\hspace{2cm}}$$

$$3) (31 - 6 - 16) + 14 \times 5 + 6 = \underline{\hspace{2cm}}$$

$$4) (30 - 11) - 16 + 30 + 17 - 22 = \underline{\hspace{2cm}}$$

$$5) (18 - 7) + 20 - 8 + 24 \times 1 = \underline{\hspace{2cm}}$$

$$6) 5 + 26 \times 2 + (40 \times 5 + 14) = \underline{\hspace{2cm}}$$

$$7) 9 \times 8 \times 10 - (37 + 4) + 2 = \underline{\hspace{2cm}}$$

$$8) 29 + 37 + (24 \times 3 + 37) + 40 = \underline{\hspace{2cm}}$$

$$9) 7 \times 1 \times (8 \times 6) + 14 \times 8 = \underline{\hspace{2cm}}$$

$$10) 4 + (25 \times 1 - 25) + 18 + 24 = \underline{\hspace{2cm}}$$

$$11) 34 - 10 \times 2 + 23 \times (4 + 5) = \underline{\hspace{2cm}}$$

$$12) 7 \times (7 + 12 \times 7 + 27 + 28) = \underline{\hspace{2cm}}$$

<https://youtu.be/863F-jXXIal?t=45>

<https://youtu.be/ihkVqbGuapY?t=126>

WEEK – 3 Day 2:
WORD PROBLEMS

1: There are 764045 students in a in the school 423564 are girls. How many are boys?

2: 306542 people Live in village people live in A and 561842 people live in village B how many people live in the two villages?

3: Maheen has 14800 mangoes, 10760 oranges and 9260 Apples sale in his fruit shop. How many fruits are there in the shop altogether?

4: A factory manufacture 25700 cars year itself 19765 cars. how many cars are yet to be sold?

5: Ali collected Rupees 18506 as donation for flood affected people he sends rupees 7956 to the village how much was still left to be sent?

6: A bakery has 35009 buns .17620 were sold. how many were left?

<https://youtu.be/Qzws3HMOV7KA>

WEEK – 3 Day 3:
MULTIPLICATION

1. Find the product.

<table style="margin: auto;"> <tr><td>H</td><td>T</td><td>O</td></tr> <tr><td>5</td><td>3</td><td>0</td></tr> <tr><td>x</td><td>1</td><td>5</td></tr> </table>	H	T	O	5	3	0	x	1	5	<table style="margin: auto;"> <tr><td>TH</td><td>H</td><td>T</td><td>O</td></tr> <tr><td></td><td>6</td><td>7</td><td>4</td></tr> <tr><td>x</td><td>1</td><td>7</td><td></td></tr> </table>	TH	H	T	O		6	7	4	x	1	7		
H	T	O																					
5	3	0																					
x	1	5																					
TH	H	T	O																				
	6	7	4																				
x	1	7																					
<table style="margin: auto;"> <tr><td>TH</td><td>H</td><td>T</td><td>O</td></tr> <tr><td></td><td>8</td><td>9</td><td>7</td></tr> <tr><td>x</td><td>3</td><td>5</td><td></td></tr> </table>	TH	H	T	O		8	9	7	x	3	5		<table style="margin: auto;"> <tr><td>H</td><td>T</td><td>O</td></tr> <tr><td></td><td>8</td><td>4</td></tr> <tr><td>x</td><td>3</td><td>7</td></tr> </table>	H	T	O		8	4	x	3	7	
TH	H	T	O																				
	8	9	7																				
x	3	5																					
H	T	O																					
	8	4																					
x	3	7																					
<table style="margin: auto;"> <tr><td>H</td><td>T</td><td>O</td></tr> <tr><td></td><td>7</td><td>5</td></tr> <tr><td>x</td><td>4</td><td>4</td></tr> </table>	H	T	O		7	5	x	4	4	<table style="margin: auto;"> <tr><td>TH</td><td>H</td><td>T</td><td>O</td></tr> <tr><td></td><td>2</td><td>3</td><td>3</td><td>4</td></tr> <tr><td>x</td><td>3</td><td>3</td><td></td></tr> </table>	TH	H	T	O		2	3	3	4	x	3	3	
H	T	O																					
	7	5																					
x	4	4																					
TH	H	T	O																				
	2	3	3	4																			
x	3	3																					

$\begin{array}{r} \text{H T O} \\ 85 \\ \times 99 \\ \hline \end{array}$	$\begin{array}{r} \text{TH H T O} \\ 1673 \\ \times 25 \\ \hline \end{array}$
$\begin{array}{r} \text{TH H T O} \\ 4987 \\ \times 14 \\ \hline \end{array}$	$\begin{array}{r} \text{TH H T O} \\ 63 \\ \times 92 \\ \hline \end{array}$
$\begin{array}{r} \text{TH H T O} \\ 243 \\ \times 76 \\ \hline \end{array}$	$\begin{array}{r} \text{H T O} \\ 71 \\ \times 18 \\ \hline \end{array}$

<https://youtu.be/-h3Oqhl8fPg?t=414>

<https://youtu.be/zkUUNo90eSE>

<https://youtu.be/7Qs--tkx3Xw?t=89>

WEEK – 4 Day 1

Q#1. Fill in the blanks.

a. $920\,000 = \underline{\hspace{2cm}} \times \underline{\hspace{2cm}} \times 100$

b. If $2790 \div 9 = 310$, then $2790 \div \underline{\hspace{2cm}} = 9$

c. $863 \div \underline{\hspace{2cm}} = 863$

d. $9 \times 1 = 9$: $9 \times \underline{\hspace{2cm}} = 90$: $9 \times \underline{\hspace{2cm}} = 900$: $9 \times \underline{\hspace{2cm}} = 0000$: $9 \times \underline{\hspace{2cm}} = 90$

000

e. _____ \div 900 = 0

f. $707 \times (27 + 87) = (707 \times \text{_____}) + (707 \times \text{_____})$

g. The product of two numbers is 5400. If one number is 900, then the other number is _____.

<https://www.youtube.com/watch?v=BJgMwndNR4Q><https://youtu.be/VXrn5HOQmHQ?t=239><https://youtu.be/ENKH97PYssg?t=91><https://youtu.be/AKQGe50NIVg?t=45><https://youtu.be/6nZp2QGeQ9k?t=36>**WEEK – 4 Day 2:****Q#2. Estimate the answer of following operations.**

Estimate means round off the given values to a reasonable values and the multiply)

Suppose $56780 \approx 56800$ and $81 \approx 80$

Then multiply both values,,,,

56800

x 80

a. 56780×81 b. 567×604 c. 90054×76 d. 222×409 e. 3787×96 <https://youtu.be/wTLN57BQ7Rs?t=116><https://youtu.be/tx2Niw7aJJ8?t=75>**WEEK – 4 Day 3:**
WORD PROBLEMS**Q#3: Solve these word problems.**

1. There are 14465 oranges in one crate. How many oranges are there in 25 crates?

1. There are 222222 bars of soap in a box. how many hours are there in a dozen box?

2. in one day a factory makes 13459 school bags. how many bags will they manufacturers in 24 days?

4: Leo runs. 1450 m every morning. if you run everyday for 28 days how many metres does he run altogether?

5. 25 mugs of water can fill one bucket. How many mugs of water will be needed to fill 28 such buckets?

https://youtu.be/fZtUn_THXnk?t=12

<https://youtu.be/8kj48wl1G3k?t=43>

WEEK – 5 Day 1

Q#4:Write twelve multiples of given numbers .

NUMBERS	MULTIPLES
2	2 ,4,6,8,10,12,14,16,18,20,22,24.
3	
4	
5	
6	
7	
8	

9	
10	
11	
12	
13	

<https://youtu.be/n0bdeHpLmOI?t=36>

WEEK – 5 Day 2:
DIVISION

Q#1. Divide and check your answer.

- a. $2308 \div 2$ b. $6225 \div 3$ c. $2550 \div 5$ d. $5456 \div 4$ e. $7858 \div 6$

<https://youtu.be/umpuj7YUm3c?t=27>

<https://www.khanacademy.org/math/arithmetic-home/multiply-divide/mult-digit-div-2/v/level-4-division>

WEEK – 5 Day 3:

Q#2. Find the quotient and remainder.

- a. $80\,768 \div 100$ b. $82\,4307 \div 1000$ c. $3400 \div 100$ d. $11\,500 \div 1000$ e. $950\,40 \div 100$

<https://youtu.be/R2dZZxfAYsg?t=182>

<https://youtu.be/MbpmP1esh-Q?t=159>

WEEK – 6 Day 1**Q#3. Work out the following.**

- a. $45 \times 18 \div 9$ b. $128 \div 4 \times 35$ c. $16 \times 40 \times 5 \div 7$ d. $352 \div 4 \times 15 \div 6$ e. $2244 \div (22 \times 1)$

<https://youtu.be/CIYdw4d4OmA?t=346>

WEEK – 6 Day 2:**WORD PROBLEM****Q#4. Solve the following word problems.**

- 1: Sara and her three friends each sold an equal number of tickets for charity. if they sold 640 Tickets altogether, how many e tickets were sold by each of them?
2. Every tree in the garden can seat 16 Birds how many trees are needed to seat 1104 birds?
- 3 .897 soldiers marched in a Parade Ground in 13 rows. how many soldier was there in each row?
- 4: There are 955 bars of chocolate. each box contains 6 balls of chocolate.
 - a. how many boxes are required?
 - b. how many chocolates bars are left over?
- 5: Aamir has 120 boxes of so to put on a soap shelf. he plans to put 7 boxes in each row.
 - a) how many rows will he have?
 - b) how many boxes will be left over?

https://youtu.be/fZtUn_THXnk?t=149

<https://youtu.be/XF7if5XJRtQ?t=90>

<https://youtu.be/Z3qRkxzmYnU?t=96>

<https://youtu.be/4rWy0sWWQVc?t=39>

WEEK – 6 Day 3:**MENTAL MATH**

- a) Workout $0.7 + 0.8$
- b) What is the half of 30?
- c) Write down the 10 multiples of 15.
- d) What are the next two numbers 13 6 10 15 21, _____ , _____
- e) Find two numbers with the sum of 16 and difference of 4?
- f) what do I need to add two 0.93 to make 1?

- g) How many sides does a pentagon have?
- h) Which two numbers are prime number? 17 14 15 18 19 10
- i) What is the even prime number?
- j) Round 348 to the nearest hundred.
- k) How many right angles are there in a circle?
- l) A leap year has _____ days
- m) Write about 7:20 p.m. as a 24 hour clock time.
- n) Separate all odd numbers from the given list, 42, 37, 21, 26, 38, 63.
- o) How many seconds are there in 3 minutes?

Science

Important Note:

- Mcqs, Fill in the blanks, Name the following should be solved/filled/written on your Book.
- Short Q/A should be written on your Note book.
- Activities written on loose sheets.
- Learn the spellings of dictation words.

Week 1 Day 1

Unit 2: Materials

Chapter 5: Solids, Liquid and Gases

Fill in the blanks.

1. Molecules are closely packed in **Solids**.
2. Molecules are not so closely packed in **Liquids**.
3. Molecules are placed far apart from each other in **Gases**.
4. State of water changes on **cooling** or **heating**.
5. Substances which do not dissolved in liquid are **insoluble** in it.
6. Solute and solvent together combine to form a **solution**.

Fill in the blanks with the correct option.

1. Matter is made of tiny particles **called atom or molecules**.
2. **Liquid** flow from higher level to a lower level.
3. States of matter are **interchangeable**.
4. **Water** is known as the universal solvent.
5. In sugar solution, sugar is the **solute**.

Link 1

<https://youtu.be/GsUftZBXs7s>

Week 1 Day 2

Unit 2: Materials

Chapter 5: Solids, Liquid and Gases

State whether the following sentences are true or false.

1. Molecules are so small that they cannot be seen. **True**
2. Gases have definite shape and size. **False**
3. On cooling, the gaseous state of water changes into liquid state. **True**
4. Sand is soluble in water. **False**
5. The volume of solution does not change if the solute completely dissolves in the solvent. **True**

Dictation words:

Matter, Molecules, Interchangeable, Soluble, Insoluble, Solute, Solvent, Solution.

Week 1 Day 3

Unit 2: Materials

Chapter 5: Solids, Liquid and Gases

Answer these questions in a sentence.

1. What is matter?

Ans. Anything that has weight and occupies space is called matter.

2. Why do solid have definite shape and size?

Ans. Solids have definite shape and size because molecules of solid are closely packed.

3. How is a gas able to spread in all directions?

Ans. Gas is able to spread in all directions because molecules of gasses are far apart from each other.

4. Do molecules in liquid have more space between them than solids?

Ans .Yes, molecules in liquid have more space between them than solids.

5. What is solubility?

Ans.The ability of solute to dissolve in solvent is called solubility.

Link 2

<https://youtu.be/5d4zs0ufENE>

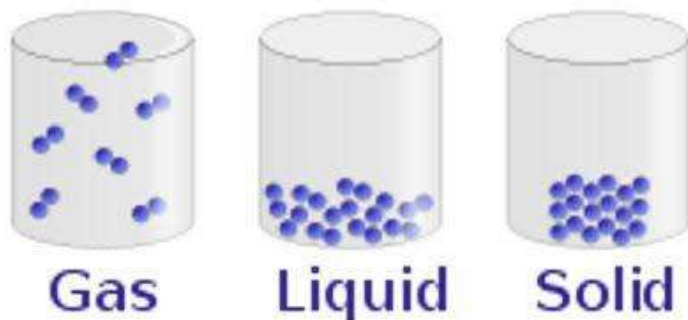
Week 2 Day 1

Unit 2: Materials

Chapter 5: Solids, Liquid and Gases

Answer these questions in short.

1- Draw a diagram showing the arrangement of molecules in solid, liquids and gases.



2- Write differences between solids and liquids.

Ans.

<u>Solids</u>	<u>Liquid</u>
<ol style="list-style-type: none"> 1. Molecules of solid are closely packed. 2. Solids have definite shape, size and volume. 3. Solid cannot have a property to flow. 	<ol style="list-style-type: none"> 1. Molecules of liquid are loosely packed. 2. Liquids have definite volume but indefinite shape and size. 3. Liquid can flow from higher level to lower level.

3- How can you change ice into steam?

Ans. Ice can change into steam by applying heat.

Link 1

<https://youtu.be/wclY8F-UoTE>

Week 2 Day 2

Unit 2: Materials

Chapter 5: Solids, Liquid and Gases

Activity 1

Take a glass of water and put a mark on the glass to show water level. Now pour the water carefully into bottle such that no water spills out. You can see the water has taken the shape of bottle. Now pour the water back into glass. You will notice that the water level touches the mark you had put earlier. So the volume of water did not change. These show liquids have definite volume.

Link 2 <https://youtu.be/p1V1Oi7My5o>

Week 2 Day 3

Unit 2: Materials

Chapter 5: Solids, Liquid and Gases

Activity 3

Take a glass of water. Add two teaspoons of sugar and stir. You will notice that sugar disappears. If you taste the water, it will be sweet. This indicates sugar has not vanished. It cannot be seen because it has completely mixed with the water. We say that sugar has dissolved in water.

Link 3

<https://youtu.be/iGiL9Nm5Dil>

Week 3 Day 1

Unit 3: The World of the Living

Chapter: 6 Plants----- Making Food

Fill in the blanks.

1. The flat broad surface of the leaf is called the **leaf blade**.
2. The main vein of the leaf is called the **midrib**
3. The minute pores on the leaf are called **stomata**.
4. The **leaf** is like kitchen of the plants.
5. The **chlorophyll** in leaves uses sunlight for energy
6. The food prepared by leaf is in the form of **sugar**.

Fill in the blanks with correct option.

1. The **leaf blade** traps maximum sunlight.
2. Air enters and passes through the leaf through the **stomata**.
3. Plants produce **carbon dioxide** during photosynthesis.
4. In cactus, photosynthesis takes place in the **stem**.

Link 1

<https://youtu.be/hPLWBTuUiic>

Week 3 Day 2

Unit 3: The World of the Living

Chapter: 6 Plants----- Making Food

Name the following.

1. The flat broad surface of leaf. **leaf blade**
2. The vein which runs along the centre of the leaf. **mid rib**
3. The minute pores on leaf. **stomata**
4. The green substance in the leaf. **chlorophyll**
5. The process through which a leaf prepares food. **photosynthesis**
6. A plant in which the food is prepared by the stem. **Cactus**

Dictation words:

Leaf blade, Stomata, Chlorophyll, Photosynthesis, Petiole

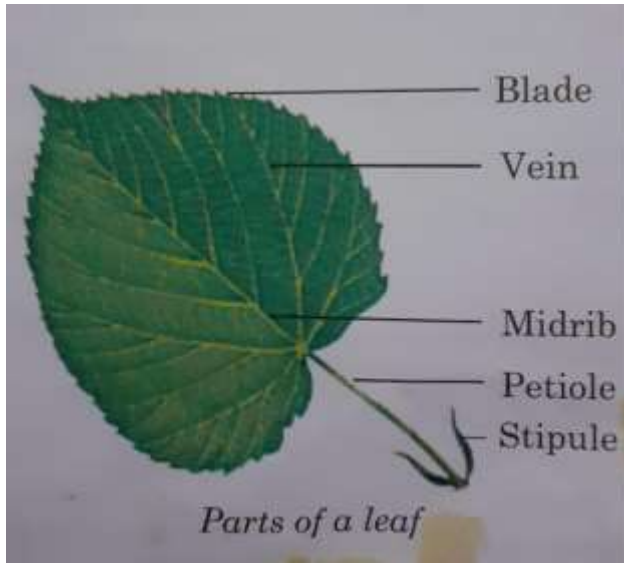
Week 3 Day 3

Unit 3: The World of the Living

Chapter: 6 Plants----- Making Food

Answers these questions in short

1. Draw a diagram and label the parts of a leaf.



2. What is the function of vein in a leaf?

Ans. Veins are small tubes that supply water brought by stem and branches to all parts of leaf and it also transports prepared food to all parts of the plant body.

3. Write a note on the role of stomata in the leaf.

Ans. The leaf has small pores or opening called stomata. Air enters and passes through the leaf through these stomata. Water vapors also released through stomata.

Link 2

https://youtu.be/838_4cVInsA

4. What does a plant require to make food?

Ans. Plant requires chlorophyll, sunlight, carbon dioxide and water to make food.

5. Does photosynthesis take place twenty-four hours of the day? Why?

Ans. No, photosynthesis does not take place twenty-four hours of the day because photosynthesis needs sunlight for energy.

6. What food does a plant prepared?

Ans. Plant prepared food called sugar or starch.

Link 3

https://youtu.be/GSfvI_XQlwE

Week 4 Day 1

Unit 3: The World of the Living

Chapter: 6 Plants----- Making Food

Task

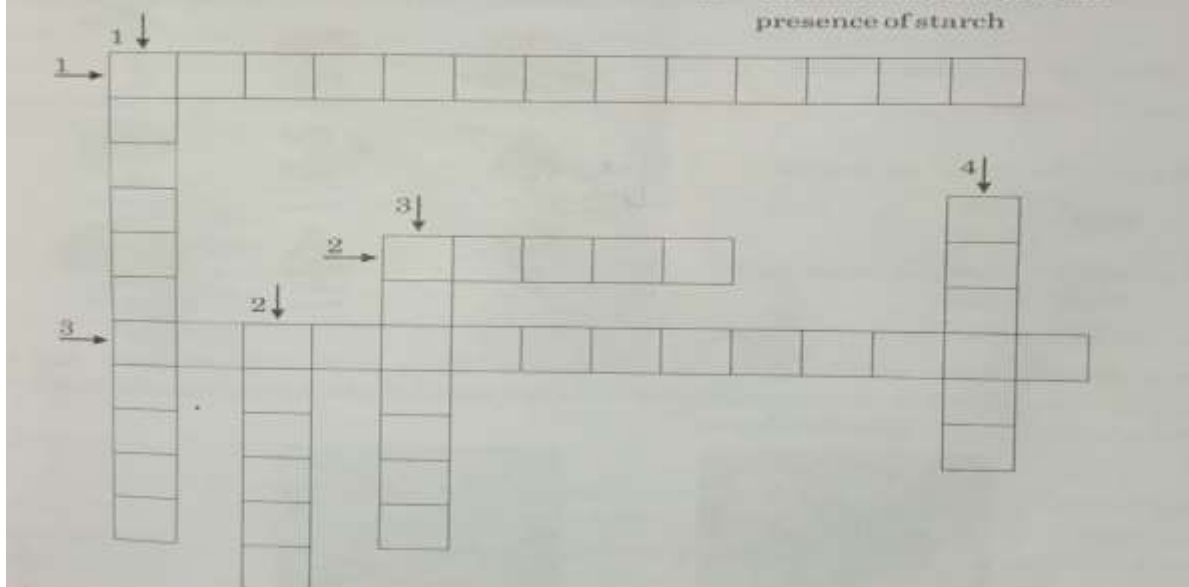
Fill in the crossword by using the clues given.

Across:

1. Gas used by plants for making food
2. Extra food stored in plants
3. Process of making food in plants

Down:

1. Green pigment present in leaf
2. Gas released by plants during photosynthesis
3. Pores in the leaf
4. Chemical used to test the presence of starch



Hint:

Across

1. Carbon dioxide
2. Starch
3. Photosynthesis

Down:

1. Chlorophyll
2. Oxygen
3. Stomata
4. Iodine

Week 4 Day 2

Unit 3: The World of the Living

Chapter: 6 Plants----- Making Food

Brainstorm:

1. What will happen if green plant kept in a closed, dark room for long time?

Hint:

Photosynthesis will not occur.

2. Find out and write what green plants give us

Hint:

Oxygen , food etc.

Week 4 Day 3**Unit 3: The World of the Living****Chapter: 6 Plants----- Making Food****Activity 1**

To show that stored food in potato is starch.

Take a bottle of dilute iodine solution. It is pale yellow or brown in color. But when iodine comes in contact with starch, its color changes to blue black. Take a slice of potato and add a few drops of dilute solution to its cut surface .Observe the change. The iodine solution changes to blue-black. This shows that potato contains starch.

Link 1

<https://youtu.be/1a4Jy6JOjiY>

Week 5 Day 1**Unit 3: The World of the Living****Chapter: Adaptations in plants**

Fill in the blanks.

1. Pine trees have needle like **leaves**
2. Banyan is a **deciduous** type of tree.
3. Rubber and coconut grow in **hot and damp** places.
4. Spines in cactus plants prevent loss of **water**.
5. Trees which grow in marshy lands are known as **mangroves**.
6. Water **hyacinth** plant floats on water.
7. The roots of water **lily** are fixed in the mud at the bottom of the pond.
8. The **tape** grass plant is completely submerged in water.

Fill in the blanks with the correct option.

1. Plants which grow on land are called **terrestrial** plants.
2. Plants which do not shed all their leaves at the same time are called **evergreen**
3. Plants which grow in marshy lands are called **mangroves**.
4. The leaves of fixed aquatic plants have stomata on the **upper** side of leaf.
5. Underwater plants have narrow thin leaves with no **stomata**.
6. Flat, broad leaves of plant get **maximum** sunlight.

Link 1

<https://youtu.be/sy6tyYDFbXg>

Week 5 Day 2**Unit 3: The World of the Living****Chapter: 6 Plants----- Making Food**

Match the following.

Column A	Column B
1. Cedar	d. Hilly areas
2. Peepal	f. Plains
3. Pepper	e. Hot and damp places
4. Cactus	a. Deserts
5. Mangroves	c. Marshy land
6. Tape grass	b. Underwater grass

Dictation words

Terrestrial plants, Aquatic plants, Evergreen, Deciduous, Waxy, Marshy, Epiphyte, Insectivorous

Week 5 Day 3**Unit 3: The World of the Living****Chapter: 6 Plants----- Making Food**

Complete these sentences.

1. Deciduous trees shed **all their leaves at the same time once in a year.**
2. Breathing roots are found in trees **that are found in marshy land.**
3. Floating plants are spongy and **filled in air.**
4. Grasses grows from the **base so that when animal graze on them , they grows quickly again.**
5. Rainforests are hot and **damp.**

Week 6 Day 1**Unit 3: The World of the Living****Chapter: 6 Plants----- Making Food**

Answer these questions in short.

1. What is adaptation?

Ans. The natural process by which plants adjust to their surroundings is called adaptations.

2. Which trees are called evergreen trees?

Ans. Trees that have green leaves throughout the year called evergreen trees.

3. What are the adaptations of the trees in hilly areas?

- i. The trees are tall and straight.
- ii. The branches often slope downwards.
- iii. They have needle like leaves with waxy coating.
- iv. They do not shed all their leaves at the same time.

Link 1

<https://youtu.be/E0X1oiScXPA>

4. Name the three types of aquatic plants.

- i. Lotus
- ii. Water lily
- iii. Duckweed

5. What helps the floating plants to float on water?

Ans .Their spongy nature and air present inside them helps to float on water.

6. Describe the adaptations in lotus plants.

Ans. Leaves of lotus plant are wide and disc-shaped by which it floats on surface of water and absorbs large amount of sunlight. It is spongy and filled with air.

Link 2

<https://youtu.be/rV8v2PSqj8c>

7. Why is rainforest so called?


Ans. In rainforest there is a lot of rainfall occurs so it is called rainforest.

Week 6 Day 2

Task

Draw a cactus plant and answer the following.

Cactus:



1. Why do the roots of a cactus plant spread out just below the surface of the ground?

Ans. To absorb a large amount of water that fall on the ground.

2. Why do they grow spines instead of leaves?

Ans. To prevent loss of water and protect from animals.

3. Why are the stems fleshy?

Ans. Due to storage of water.

4. Which part of the plant prepares food?

Ans. Stem.

Week 6 Day 3

Unit 3: The World of the Living

Chapter: 6 Plants----- Making Food

Brainstorm

- Collect information on some unusual plants and write how they adapt themselves to their surroundings.

Link 3

https://youtu.be/700OABV2H_4

COMPUTER SCIENCE

WEEK-1

Q1. Fill in the blanks with correct answers.

1. A keyboard has _____ keys.
2. An optical mouse has a _____ underneath it.
3. A microphone is commonly called as _____.
4. CD stands for _____.
5. We print documents using a _____.
6. A _____ looks like a television.
7. The output device of a computer that produces sound is called _____.

Q2. State whether the following are true or false.

1. All keys of a keyboard are similar to each other.
2. A mouse has two buttons on it.
3. Joystick is used for playing sound.
4. CD is a storage disc.
5. USB cannot be removed from a computer.
6. Monochrome monitors display the result in one color only.
7. Laser printer gives excellent quality of prints.
8. The speaker helps us to listen to music.

Q3. Write the full forms of the following abbreviate terms.

1. CD _____
2. DVD _____
3. USB _____
4. LCD _____
5. GB _____

Q4. Write down the difference between:

1. LCD monitor and Monochrome Monitor

2. Dot Matrix Printer and Laser Printer

WEEK-2

Q1. Answer the following questions.

1. Write a short note on keyboard.

2. What is mouse?

3. Write down the names of different types of mouse.

4. What are the uses of a joystick?

5. Describe a microphone.

6. What is a monitor?

7. Explain types of monitor.

8. What is a printer?

9. Write down the different types of printer.

10. What is a scanner?

WEEK-3

Q1. Unscramble the following words; see how much time you require for it.

1. SMEUO _____
2. FTASRWEO _____
3. EAYBDOKR _____
4. MORNITO _____
5. GSAME _____
6. IPUNT _____
7. MEMYRO _____
8. RAAEHWRD _____
9. EESNCR _____
10. TOUPTU _____

Q2. Write the short keys of the following.

1. Copy _____.
2. Repeat _____.
3. Clear selection _____.
4. Cut _____.
5. Undo _____.
6. Paste _____.

Q3. Fill in the blanks.

1. The _____ tool is used to draw lines.
2. Rectangles can be created using _____.

3. _____ is used to draw curved lines.
4. _____ is useful for copying color from one part of the image to the image.
5. _____ is used to select a rectangular area from the drawing.

Q4. Answer the following questions.

1. What is paint used for?

2. Name the components of the Paint window.

3. What is the Ellipse tool?

4. What is the brush tool used for?

5. What is the function of the Eraser tool?

6. How can we magnify the images in Paint?

7. What does the stretch/skew tool do?

8. What can you do using the invert colors tool?

9. What is curve tool used for?

10. What is line tool used for?

WEEK-4

Q1. Draw a house using Paint. Also write the steps involved.

1.
2.
3.
4.
5.
6.
7.

Q2. Surf the internet and find out the names of other software that can be used for creating drawings on the computer.

_____ , _____ , _____
 _____ .

Label the following picture.



_____ , _____
 _____ , _____
 _____ , _____
 _____ , _____
 _____ , _____
 _____ , _____
 _____ , _____

Q3. State if the following statements true or False.

1. An Egg has an oval shape.
2. You cannot make a rainbow using different kinds of color and brushes.
3. There are ten different brushes in MS Paint.
4. You use a pencil to zoon in and out.
5. Curve tool is used to draw straight lines.

Q4. Why it's important to learn and use the MS paint?

Q5. Choose the correct options and fill in the blanks.

1. A _____ is a permanent memory.
 - a. Scanner
 - b. RAM

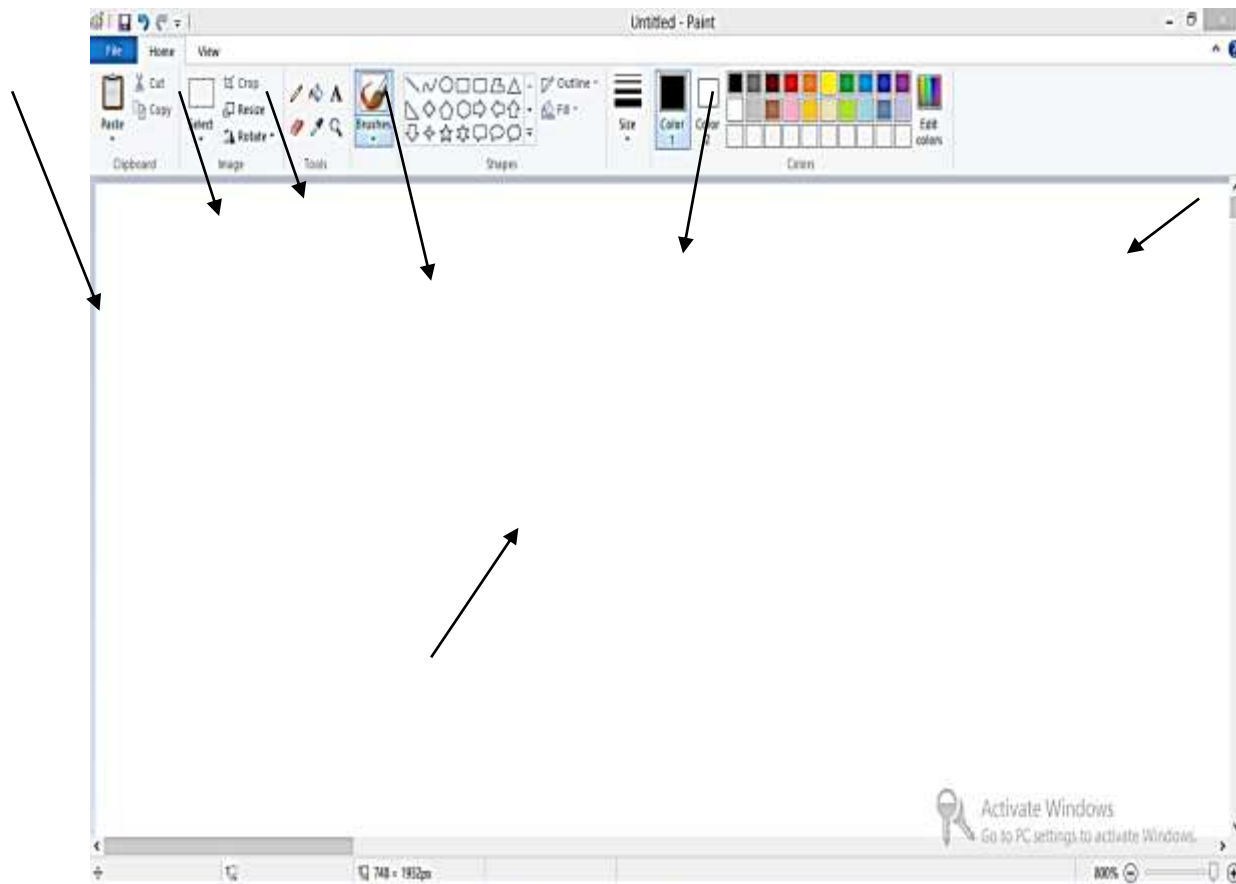
- c. ROM
2. Always sit _____ in your chair in front of the computer.
- Straight
 - Bent
 - Lying
3. _____ is the longest key on the keyboard.
- Shift
 - Spacebar
 - Backspace


WEEK-5

Q1. Write the full forms of the following.

- CU _____.
- ROM _____.
- RAM _____.
- ALU _____.
- CPU _____.
- CD _____.

Q2. Name the parts of the MS paint window. Also describe their functions.













WEEK-6

Q1. Complete the crossword to find the secret word in the 'fourth column' by writing the answer for the following in the respective places.

			1 c					2		
						7 r				
					3					
	4 C									
						8				
		6 P								
5										

cut	copy	resize	bold	paste	select	skew	clipboard
-----	------	--------	------	-------	--------	------	-----------

Down

1. _____ is the group in Home tab which has the cut, copy and paste options.
2. The _____ option tilts the image both horizontally and vertically by degrees.
3. The _____ option helps to increase or decrease the size of a picture.

Across:

4. To make a duplicate of an object click on the _____ option.
5. The _____ button makes the text appear bold.
6. The _____ command inserts an object that has been copied or cut to the top left corner of the drawing area.
7. To move an object from its original place click on the _____ option.
8. The view of an object can be increased or decreased by using the _____ option.

Worksheet on Internet vocabulary



Wifi



Gmarket



Youtube



Internet



Computer

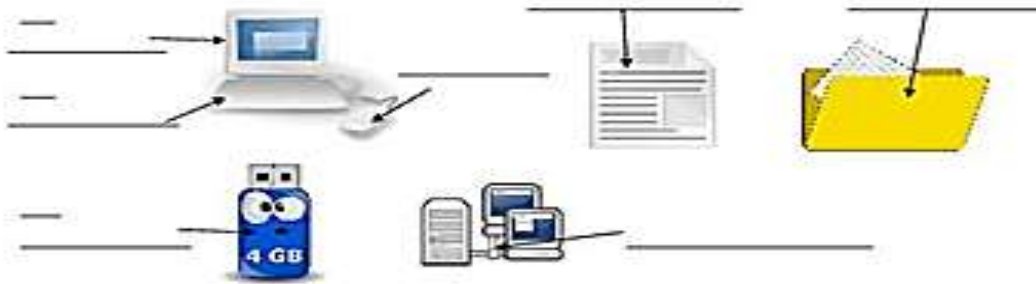


Google

ISLCollective.com

Write the vocabulary.

(a folder; a usb key; a computer; a network; a file; a mouse; a keyboard)



Complete the sentences (name, save, type)

I can my letter on the computer.

I can it: ex: "Chloe-letter-UK-1".

I can it:

- on my USB key and
- on the network
 - o For me: folder: "my documents" → "English"
 - o For my teacher "Docs" → "public" → "6e" → "English" → "letters"



















Scanner
Keyboard
Monitor
Printer
CPU

Internet
Memory stick
Mouse
CD-ROM

SOCIAL STUDIES

Week 1 Day 1

LESSON: Globes and Maps

With the help of given link solve Day 1 tasks.

Link: <https://www.youtube.com/watch?v=rzAdKqtQ1S8&t=1s>

Draw globe and colour it. Mention its axis, poles, equator, continents and oceans.

Week 1 Day 2

Draw map of Pakistan. Differentiate its provinces and capital cities. Search out its total area and population.

Link: <https://www.youtube.com/watch?v=dbok-clxaU4>

Week 1 Day 3

Link: <https://www.youtube.com/watch?v=vr4a0hgCEbY&pbjreload=1011>

Attempt the following questions.

1. Write names of seven continents and five oceans.
2. Match columns A, B and write in column C.

Column A	Column B	Column C
1. Pakistan	a. North America	1-d
2. Canada	b. Europe + Asia	2-a
3. Turkey	c. Europe	3-b
4. England	d. Asia	4-c

Week 2 Day 1

Topic: Value Education

Draw a line to connect each picture with the correct expression.

A.			1. Crossing guard
B.			2. Don't turn around
C.			3. Drivers know to stop
D.			4. One behind the other
E.			5. Stay inside the crosswalk lines
F.			6. To look ahead of you
G.			7. To see students walking inside the lines
H.			8. To talk to friends
I.			9. To walk in a single line

Week 2 Day 2

LESSON: Features of Maps

Link: <https://www.youtube.com/watch?v=XMjK9M99Fho>

Match the words to the meanings.**I. Match the word to its meaning.**

globe	shows all the main and intermediate directions
direction arrow	a spherical model of the Earth
a compass rose	tells us what the map shows
map	a drawing of places on the Earth seen from above
key	points to the north and shows directions
title	shows all the symbols on a map and explains what they mean

Week 2 Day 3

Link: <https://www.youtube.com/watch?v=axalHsSfdLY>

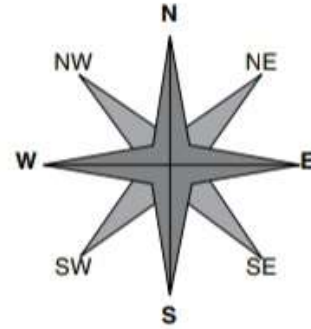

Draw compass rose. Mention its cardinal and intermediate directions.



Week 3 Day 1

Solve the worksheet

I. Use the compass rose to find the positions of the items shown.



II. Choose the answers from the box below.

west north-east east south south-west north-west

1. The school bus is in the _____.
2. The rabbit is in the _____.
3. The tree is in the _____.
4. The ball is in the _____.
5. The teddy bear is in the _____.
6. The tricycle is in the _____.

Week 3 Day 2

LESSON: Our Past

- A **timeline** is an actual picture of events that happened in **history**. A linear **timeline** shows a picture of events as they occurred in a certain period of time.

- Write your own timeline.

Name _____



Draw your own timeline showing the important events in your life, from your birth to the present day. Stick your photograph in the box above.

2000 +
2001 +
2002 +
2003 +
2004 +
2005 +
2006 +
2007 +
2008 +
2009 +
2010 +
2011 +

Week 3 Day 3

Value education

3 Types of Exercises

ENDURANCE

Endurance, or aerobic, activities increase your breathing and heart rate. These activities help keep you healthy, improve your fitness, and help you do the tasks you need to do every day. Endurance exercises improve the health of your heart, lungs, and circulatory system. They also delay or prevent many diseases that are common in older adults such as diabetes, heart disease, and osteoporosis.

They don't all need to be done every day, but variety helps keep the body fit and healthy, and makes exercise interesting. You can do a variety of activities to keep the body fit and healthy and to keep your physical activity routine exciting.

WORDS SCRAMBLE (Unscramble the letters to discover endurance activities you can do!)

		
mirruagn	gornacin	inhlig
		
mslrlimgw	lnayigo sornps	rkilng

Week 4 Day 1

LESSON: Coming of Islam to Sindh

Answer the following questions with the help of above video link.

Link: <https://www.youtube.com/watch?v=ZlyzcG2AgTU>

1. Who brought Islam to subcontinent?
2. Who was Mohammad bin Qasim?
3. What was the age of Mohammad bin Qasim at the time of conquest of Sindh?
4. For how many years did he rule Sindh?

5. Who was Hajjaj bin Yousaf?

Week 4 Day 2

I. Fill in the blanks to complete the sentences.

1. By AD712, sea trade had developed between _____ and _____.
2. Hajjaj bin Yusuf was the governor of _____.
3. _____ was a port on the coast of Sindh.
4. Hajjaj bin Yusuf sent _____ to fight the pirates.
5. Mohammad bin Qasim came from _____.
6. He sailed through the _____ and the _____ to the coast of Sindh.
7. He conquered Sindh and parts of _____.
8. _____ spread throughout Sindh and Punjab.

II. Say whether the following statements are true or false.

1. The ruins of Mohenjo-Daro are believed to be the site of Daibal.

2. Raja Dahir was able to defeat the pirates. _____
3. Part of Punjab and Sindh remained as Arab territory for 300 years after Mohammad bin Qasim conquered it. _____
4. The ships attacked by the pirates were carrying arms. _____

Week 4 Day 3

Lesson: Muslim rule in the sub-continent

Draw time line showing the dynasties that ruled the subcontinent before the

Mughals.

Link: <https://www.youtube.com/watch?v=L4E6tT85JWU>

Week 5 Day 1

Fill in the blanks.

- a. Muslims ruled the subcontinent for _____ years after Mohammad bin Qasim. (1200, 1000, 700)
- b. The Khiljis ruled for _____ years. (50, 30, 45)

- c. The Mughals ruled for _____ years (225, 200, 331)
 d. The temple of Somnath was attacked by _____. (Ala-ud-din Khilji, Iltutmish, Mahmud Ghaznavi)
 e. The Mughals _____ their culture. (ignored, ruined, promoted)

Week 5 Day 2

Find out which Mughal Emperors constructed the following building:

- | | |
|---|-------------------|
| 1. <u>Badshahi Mosque</u> | <u>Aurangzeb</u> |
| 2. <u>The Hiran Minar</u> | <u>Jahangir</u> |
| 3. <u>The Lahore Fort</u> | <u>Shah Jahan</u> |
| 4. <u>The Shalimar Gardens</u> | <u>Shah Jahan</u> |
| 5. <u>The Shah Jahan Mosque in Thatta</u> | <u>Shah Jahan</u> |

Week 5 Day 3

Value Education

Week 6 Day 1

Draw time line of the Mughal emperors.

Link: <https://www.youtube.com/watch?v=iHUYdnys64Q>

Week 6 Day 2

Value education

Manners

Match the question with the correct response

1. What should you say if you walk in front of someone?	<i>Are You Ok?</i>
2. Letting someone use something you are using is called?	<i>I'm Sorry!</i>
3. When you ask for something you say?	<i>Respect</i>
4. When you receive something you say?	<i>Nice to Meet You!</i>
5. When you receive a gift you send a what?	<i>Thank You!</i>
6. If your parents ask you to do something, you show them what?	<i>Please!</i>
7. If you make someone else upset or sad, you say?	<i>Thank You Card</i>
8. If someone is having a bad day and you see them upset, you ask?	<i>Sharing!</i>
9. When you meet someone you say?	<i>Excuse Me!</i>

Week 6 Day 3

What do you know about *The Slaves Dynasty?* (Write a paragraph)

Link: <https://www.youtube.com/watch?v=bL29RDI45bl>

Mamluk **dynasty** (Delhi) (also called **Slave dynasty** or **Gulham dynasty**) was

Name: _____
 Class: _____
 Date: _____

5 SAFETY RULES AT HOME

Fill in the box with the correct number and match the pictures.

1. Do not touch hot objects.

2. Do not play with fire.

3. Do not run in the house.

4. Do not touch electric plugs with wet hands.

5. Do not play with sharp objects.

a **dynasty** established in Northern India by Qutb ud-Din Aibak. He was a turkic **slave** of Muhammad of Ghor. The Mamluk **dynasty** ruled North India from 1206 to 1290. It was the first of five **dynasties** of the Delhi Sultanate, which lasted until 1526

اسلامیات

سلیبس پہلا ہفتہ

عزیز طلبہ! اس ہفتے کا کام آپ کو دی گئی ہدایات کے مطابق مکمل کرنا ہے۔

سرگرمی	ذرائع	گھر کا کام	صفحہ نمبر	عنوان	تاریخ
صحابہ کرام کی ثابت قدمی کے واقعات پر مشتمل چارٹ بنائیں۔	کتابی مواد، ورک شیٹ	بلند خوانی	34	سیرت طیبہ: قریش کی مخالفت اور آپ کی ثابت قدمی	20 جولائی 2020
		مشق نمبر 1 سوال ا، ب، ج	35	سیرت طیبہ: قریش کی مخالفت اور آپ کی ثابت قدمی	21 جولائی 2020
		مشق نمبر 1 سوال د، ہ سوال 2: خالی جگہ پر کریں۔	36	سیرت طیبہ: قریش کی مخالفت اور آپ کی ثابت قدمی	22 جولائی 2020

ورک شیٹ نمبر 1

س 1: کالم الف کو کالم ب سے ملائیں۔

<p>کالم ب</p> <p>سے ان تمام تکالیف کو برداشت کیا بھوکا پیاسا رکھتا شاعر اور دیوانہ کہتے کانٹے بچھاتے</p>	<p>کالم الف</p> <p>قریش آپ ﷺ کو آپ ﷺ نے مکمل ثابت قدمی قریش آپ ﷺ کے راستے میں امیہ حضرت بلال کو</p>
---	--

س 2: جب حضرت ابو طالب نے آپ ﷺ کو اسلام کی تبلیغ کرنے سے روکا تو آپ ﷺ نے کیا جواب دیا؟

سلیبس دوسرا ہفتہ

عزیز طلبہ! اس ہفتے کا کام آپ کو دی گئی ہدایات کے مطابق مکمل کرنا ہے۔

تاریخ	عنوان	صفحہ نمبر	گھر کا کام	ذرائع	سرگرمی
27 جولائی 2020	سیرت طیبہ: ہجرت حبشہ	38	بلند خوانی مشق نمبر 1 سوال ا، ب	کتابی مواد، ورک شیٹ	پہلی ہجرت حبشہ پر مشتمل چارٹ بنائیں۔
28 جولائی 2020	سیرت طیبہ: ہجرت حبشہ	39	بلند خوانی مشق نمبر 1 سوال ج، د، ہ	کتابی مواد، ورک شیٹ	پہلی ہجرت حبشہ پر مشتمل چارٹ بنائیں۔
29 جولائی 2020	سیرت طیبہ: ہجرت حبشہ	40	مشق نمبر 3، 4	کتابی مواد، ورک شیٹ	پہلی ہجرت حبشہ پر مشتمل چارٹ بنائیں۔

ورک شیٹ نمبر 2

س 1- خالی جگہ پر کریں۔

- 1- پہلی ہجرت حبشہ اعلان نبوت کے ----- سال بعد ہوئی۔
- 2- ہجرت کرنے والوں میں حضرت عثمان اور ان کی اہلیہ ----- بھی شامل تھیں۔
- 3- نجاشی کے دربار میں حضرت جعفر طیار نے ایک بڑی ----- تقریر کی۔
- 4- نجاشی کے کہنے پر حضرت جعفر نے سورہ ----- کی چند آیات تلاوت کیں۔
- 5- دوسری ہجرت حبشہ میں 83 مرد اور ----- عورتیں شامل تھیں۔

س 2- نجاشی کے دربار میں حضرت جعفر طیار نے جو تقریر کی وہ تحریر کریں۔

سلیبس تیسرا ہفتہ

عزیز طلبہ! اس ہفتے کا کام آپ کو دی گئی ہدایات کے مطابق مکمل کرنا ہے۔

تاریخ	عنوان	صفحہ نمبر	گھر کا کام	ذرائع	سرگرمی
3 اگست 2020	شعب ابی طالب میں محصولی و عام الحزن	43	بلند خوانی	کتابی مواد، ورک شیٹ	سورۃ العصر زبانی یاد کریں۔
4 اگست 2020	شعب ابی طالب میں محصولی و عام الحزن	44	مشق نمبر 1 سوال 1، ب، ج، د، ہ		
5 اگست 2020	شعب ابی طالب میں محصولی و عام الحزن	45	مشق نمبر 2، 3		

ورک شیٹ نمبر 3

س 1- حضرت ابوطالب نے حرم شریف میں جا کر قریش کو کیا خبر دی؟

س 2- مقاطعہ قریش سے کیا مراد ہے؟

عزیز طلبہ! اس ہفتے کا کام آپ کو دی گئی ہدایات کے مطابق مکمل کرنا ہے۔

تاریخ	عنوان	صفحہ نمبر	گھر کا کام	ذرائع	سرگرمی
10 اگست 2020	سیرت طیبہ: سفر طائف	46	بلند خوانی	کتابی مواد، ورک شیٹ	سورۃ العصر کا ترجمہ زبانی یاد کریں۔
11 اگست 2020	سیرت طیبہ: سفر طائف	47	مشق نمبر 1 سوال ا، ب، ج، د، ہ		
12 اگست 2020	سیرت طیبہ: سفر طائف	48	مشق نمبر 2: خالی جگہ پر کریں۔ مشق نمبر 3: درست جواب کا انتخاب		

ورک شیٹ نمبر 4

س 1- سورۃ العصر خوش خط لکھیں۔

عزیز طلبہ! اس ہفتے کا کام آپ کو دی گئی ہدایات کے مطابق مکمل کرنا ہے۔

تاریخ	عنوان	صفحہ نمبر	گھر کا کام	ذرائع	سرگرمی
17 اگست 2020	سیرت طیبہ: معراج النبی ﷺ	50	بلند خوانی	کتابی مواد، ورک شیٹ	واقعہ معراج اپنے الفاظ میں اپنی کاپی میں لکھیں۔
18 اگست 2020	سیرت طیبہ: معراج النبی ﷺ	51	مشق نمبر 1 سوال ا، ب، ج، د، ہ		
19 اگست 2020	سیرت طیبہ: معراج النبی ﷺ	52	مشق نمبر 2		

درک شیٹ نمبر 5

س1- درست جواب پر () کا نشان لگائیں۔

1- واقعہ معراج کس مہینے میں پیش آیا؟

(ا) محرم (ب) صفر (ج) رجب

2- آپ ﷺ نے تمام انبیاء کرام کی امامت کس مسجد میں فرمائی؟

(ا) مسجد اقصیٰ (ب) مسجد قبا (ج) مسجد حرام

3- معراج کے موقع پر اللہ تعالیٰ نے آپ ﷺ کو کیا تحفہ دیا؟

(ا) پانچ نمازوں کا (ب) روزوں کا (ج) حج کا

4- حضرت ابو بکر صدیق کو کون سا لقب دیا؟

(ا) امین (ب) رفیق (ج) صدیق

سلیبس چھٹا ہفتہ

عزیز طلبہ! اس ہفتے کا کام آپ کو دی گئی ہدایات کے مطابق مکمل کرنا ہے۔

تاریخ	عنوان	صفحہ نمبر	گھر کا کام	ذرائع	سرگرمی
24 اگست 2020	ہجرت مدینہ	54	بلند خوانی	کتابی مواد، ورک شیٹ	مسجد نبوی اور خانہ کعبہ کی تصاویر اپنی کاپی پر لگائیں۔
25 اگست 2020	ہجرت مدینہ	55	مشق نمبر 1		
26 اگست 2020	ہجرت مدینہ	57، 56	سوال ا، ب، ج، د، ہ		
			مشق نمبر 2، 4		

درک شیٹ نمبر 6

س1- درست جواب پر (✓) کا نشان اور غلط (×) کا نشان لگائیں۔

1- آپ ﷺ نے نبوت کے پانچویں سال مدینہ کی طرف ہجرت کی۔

2- ہجرت کی رات آپ ﷺ نے امامتیں حضرت عمر کے سپرد کیں۔

3- غار ثور میں حضرت اسماء کھانا پہنچاتیں۔

4۔ ہجرت کر کے آنے والوں کو انصار کہا جاتا ہے۔

5۔ مدینہ منورہ مکہ مکرمہ سے شمال کی جانب واقعہ ہے۔

س2۔ مدینہ منورہ میں حضور ﷺ کی تشریف آوری کا منظر اپنے الفاظ میں تحریر کریں۔

اردو

عمومی ہدایات برائے طلبہ و والدین

- ☆ اردو لکھائی خوشخط کریں۔
- ☆ کام نیٹ کا پیپر کریں۔
- ☆ حاشیہ ضرور لگائیں۔
- ☆ مشکل الفاظ کے معانی اور محاورات کے معانی کے لئے اردو لغت کا استعمال کریں۔
- ☆ سرگرمیاں والدین اپنی نگرانی میں کروائیں اور ان کا تصویری ثبوت ضرور بھیجیں۔
- ☆ طلبہ اردو اخبار روزانہ کم از کم آدھا گھنٹہ ضرور پڑھیں اور تلفظ بہتر کرنے پر زور دیں۔
- ☆ والدین سے درخواست ہے کہ چھٹیوں کو کارآمد بنانے کے لئے دیا گیا کام اپنی نگرانی میں کروائیں اور جہاں کہیں بھی ضرورت ہو متعلقہ استانی سے رابطہ کریں۔
- ☆ ہمارا بنیادی مقصد یہ ہے کہ آپ کا تعلق اپنی تعلیم سے جڑا رہے۔ اسی مقصد کے تحت آپ کے لئے تخلیقی اور تعلیمی سرگرمیوں سے بھرپور تعطیلات کا کام تیار کیا گیا ہے۔

جماعت چہارم

تاریخ	عنوان	صفحہ نمبر	گھر کا کام	ذرائع	سرگرمی
پہلا ہفتہ					
۲۰ جولائی	تفہیم	۳۸	بلند خوانی،، مشکل الفاظ کی املا	درسی کتاب	جوڑے بنائیے صفحہ ۲۰
۲۲ جولائی	تفہیم	۳۹	مشقی سوالات کے جوابات (۵ تا ۵) ارکان بنا کر لفظ بنائیں۔	درسی کتاب	معمہ سے پھل تلاش کیجئے۔ صفحہ ۲۰
۲۳ جولائی	قوائد نثر نگاری	۴۱، ۴۲ ۴۳	اسم معرفہ اور اسم نکرہ سے کیا مراد ہے۔ اپنے پسندیدہ پھل کے بارے میں لکھئے۔ ورک شیٹ	ورک شیٹ	

دوسرا ہفتہ

<p>اپنے وطن کے بارے میں آپ کیا سوچتے ہیں، سنتے ہیں، دیکھتے ہیں، محسوس کرتے ہیں اور کیا کرنا چاہتے ہیں لکھئے۔</p>	<p>درسی کتاب</p>	<p>بلند خوانی، مشکل الفاظ کی املا۔</p>	<p>۴۵، ۴۴</p>	<p>پاکستان کی قابلِ فخر بیٹی: ارفع کریم</p>	<p>۲۷ جولائی</p>
		<p>نئے الفاظ کے معنی مشقی سوالات۔</p> <p>۳ تا ۱</p> <p>واحد کے جمع۔</p> <p>قبیلہ، خادم، شخص، رسالہ، عمارت</p> <p>ورک شیٹ ۹</p>	<p>۴۷</p>	<p>پاکستان کی قابلِ فخر بیٹی: ارفع کریم</p>	<p>۲۹ جولائی</p>

ورک شیٹ

س۔ خط کشیدہ الفاظ کی واحد بنا کر جملے دوبارہ تحریر کریں۔

۱۔ تقریبات میں طلبہ کو اعزازات دئے گئے۔

۲۔ اچھے اشعار پڑھنے والے شعراء کو اسناد پیش کی گئیں۔

۳۔ ممالک اپنی اقوام سے پہچانے جاتے ہیں۔

عید الاضحیٰ چھٹیاں

تیسرا ہفتہ

۳ اگست	پاکستان کی قابلِ فخر بیٹی: ارفع کریم	۴۸	محاورات کے جملے۔ نام ورن کرنا، باصلاحیت، سر فخر سے بلند کرنا، خوش و خرم رہنا، فرمائش	درسی کتاب	سبق پاکستان کی قابلِ فخر بیٹی: ارفع کریم سے اسم ضمیر کی فہرست بنائیے۔
۵ اگست	اضداد	۴۹	الفاظ کو درست اضداد سے ملائیے۔	درسی کتاب	
۱۶ اگست		۵۰، ۴۹	گرامر اسم ضمیر کی تعریف، خالی جگہ پر درخواست برائے بیماری ورک شیٹ ۱۰	ورک شیٹ	

ورک شیٹ ۱۰

عبارت میں اسموں کی جگہ مناسب ضمیر استعمال کر کے عبارت دوبارہ لکھیں۔

سلمان میرا پڑوسی ہے۔ سلمان کا گھر میرے گھر کے برابر میں ہے۔ میں اور سلمان اچھے دوست ہیں۔ سلمان کے والد انجینئر ہیں۔ سلمان کی والدہ بھی بہت اچھی خاتون ہیں۔ میں سلمان کی والدہ کو خالہ جان کہتا ہوں۔ میری دعا ہے کہ اللہ سلمان کو ہمیشہ خوش رکھے۔

چوتھا ہفتہ

۱۰ اگست	اچھا لڑکا	۵۲	بلند خوانی، املا	درسی کتاب	
۱۱ اگست	اچھا لڑکا مرکزی خیال	۵۳	مرکزی خیال سے کیا مراد ہے۔ ۱۔ نظم اچھا لڑکا کا مرکزی خیال لکھئے ۲۔ نظم سورج کے فائدے کا مرکزی خیال لکھئے	درسی کتاب	نظم اچھا لڑکا مونٹ کے لحاظ سے تبدیلیاں کر کے اچھا لڑکی کے عنوان پر لکھئے۔
۱۳ اگست	خلاصہ نگاری قوائد	۵۵	۱۔ نظم اچھا لڑکا کا خلاصہ لکھئے۔ ۲۔ نظم سورج کے فائدے کا خلاصہ لکھئے۔ حروف سے جملے بنائیں۔ کی، میں، کہ، نے، سے، کو، کے ورک شیٹ ۱۱۔		

کہانی نویسی
تصاویر کی مدد سے چھوٹی سی کہانی لکھیے۔



پانچواں ہفتہ

۱۷	اگست	مضمون کیسے لکھیں؟	۵۸-۵۶	بلند خوانی۔ املا	درسی کتاب
۱۹	اگست	مضمون کیسے لکھیں؟		مضمون کی اقسام لکھیں؟ ۱۔ شخصیتی مضمون ۲۔ معلوماتی مضمون ۳۔ واقعاتی مضمون	درسی کتاب مضمون نگاری کے رہنما اصول کا چارٹ بنائیں۔
۲۰	اگست	تھوڑا تھوڑا مل کر بہت ہو جاتا ہے۔	۶۰، ۵۹ ۵۸	بلند خوانی۔ املا ورک شیٹ ۱۲۔	ورک شیٹ

لکھنے والی بات مضمون نگاری کو ہر زبان میں بہت زیادہ اہمیت حاصل ہے۔ اگر مضمون لکھنے میں مہارت حاصل ہو تو کہیں بھی، کسی بھی موضوع پر اور کسی بھی مضمون کی صورت میں اچھی تحریر وجود میں لائی جاسکتی ہے۔

مضمون لکھنے کے مراحل

- ۱ موضوع کا انتخاب
- ۲ موضوع کے بارے میں سوچنا
- ۳ موضوع کے مطابق خیالات کا خاکہ بنانا
- ۴ خیالات کے خاکے کو ترتیب دینا
- ۵ خاکے کے مطابق مضمون لکھنا
- ۶ لکھے ہوئے مضمون کو کم از کم ایک دفعہ پڑھنا
- ۷ مضمون کی اصلاح کر کے اسے حتمی صورت دینا

۲۴	اگست	تھوڑا تھوڑا مل کر بہت ہو جاتا ہے۔	۶۱	الفاظ معنی	درسی کتاب	گروہی مباحثہ تھوڑا تھوڑا کام کرنے سے بڑے سے بڑا کام ہو جاتا ہے۔ اس موضوع پر اظہار خیال کریں اور مثالیں دیں۔
۲۶	اگست	تھوڑا تھوڑا مل کر بہت ہو جاتا ہے۔	۶۲	نظم کا مرکزی خیال یہ چیزیں کن سے مل کر بنتی ہیں۔ برسات، جنگل، پہاڑ، غلے کا ڈھیر، برس، کتاب	درسی کتاب	

۲۷	اگست	قوائد	۶۲،	خالی جگہ پر کریں۔	ورک	
			۶۳	والد کے نام خط لکھنے کی وہ آپ کو کتابیں خریدنے کے لئے مبلغ دو ہزار روپے بھیج دیں۔ ورشٹ ۱۳۔	شیٹ	

تفہیم

ریڈیو انسان کی نہایت حیرت انگیز ایجاد ہے۔ ایک زمانہ تھا کہ آدمی کے خیال میں بھی یہ بات نہ آسکتی تھی کہ ہزاروں میل دور کی آواز بھی سنی جاسکتی ہے مگر آج ہم میں سے ہر شخص روزانہ ہزاروں کوس دور کی آوازیں سنتا ہے۔

انیسویں صدی میں اٹلی کے ایک باشندے مارکونی نے ریڈیو ایجاد کیا۔ اس سے پہلے تار برقی کا سلسلہ قائم ہو چکا تھا اور ایک جگہ کی خبر تار کے ذریعے دوسری جگہ پہنچائی جاسکتی تھی۔ اس وقت انسان یہ بات بھی معلوم کر چکا تھا کہ جیسے ہی فضا میں کوئی آواز گونجتی ہے، ہوا میں لہریں اٹھنے لگتی ہیں۔ یہ لہریں مٹی نہیں بلکہ ہوا میں پھیل جاتی ہیں۔ مارکونی نے سوچا کہ اگر یہ لہریں کسی طرح پکڑی جاسکیں تو ایک جگہ کیا آواز دوسری جگہ سنی جاسکتی ہے۔ اس نے سب سے پہلے آواز کی ان لہروں کو پکڑنے کی کوشش کی اور کامیاب ہو گیا۔ مائیکروفون اور ریڈیو اسی کی ایجاد ہے۔ مائیکروفون کے ذریعے بجلی کی مدد سے انسان آواز اور فضا میں اچھالی جاتی ہے اور یہ آواز ہوا میں لہریں پیدا کرتی ہوئی اس تیزی سے پھیلتی ہے کہ سینکڑوں کوسوں میں ہزاروں میل دور پہنچ جاتی ہے۔ ریڈیو فضا میں پھیلی ہوئی آواز کو پکڑ لیتا ہے اور ہم اسے یوں سن لیتے ہیں جیسے کوئی ہمارے پاس بیٹھا بول رہا ہو۔

مندرجہ ذیل سوالات کے جوابات اپنے الفاظ میں تحریر کریں۔

۲۔ ریڈیو کس نے ایجاد کیا؟

۳۔ تار برقی سے کیا کام لیا جاتا ہے؟

۔ عبارت کا عنوان تحریر کیجیے۔