

# **Summer Vacations Homework 2020**

**Class : Two**

**Cantt Public Education System**  
**A NEW FRONTIER IN LEARNING**

Dear Students,

We hope that you and your families are keeping well during ongoing health crises. It is more and more likely that schools may not open till July 2020. Therefore, we are pleased to share our plans for online instructions and homework activities.

As of 1<sup>st</sup> June 20, we will be starting a robust, interactive teaching programme. The curriculum will be taught through various online platforms, video lectures and live interaction with teachers as well as carefully designed homework, which all students will complete at their own time. We shall pursue following time table:-

Group	DAYS	Timings	Subjects	Remarks
I	Monday	0900 - 0940	English	Principals shall ensure availability of subject teachers to students for coaching/clarification of doubts etc
	Tuesday	1000 - 1040	Urdu	
		1100 - 1140	Science	
	Wednesday	1200 -1240	GK	
II	Thursday	0900 - 0940	Maths	
	Friday	1000 - 1040	S Studies	
		1100 - 1140	Computer	
	Saturday	1200 -1240	Islamiat/Naazra	

Beloved scholars, home work for following subjects has been included in this booklet:-

Ser	Subject	Pages	
		From	To
1	Social Studies	2	21
2	Computer	22	31
3	Islamiat	32	39
4	English	40	50
5	Maths	51	64
6	Urdu	65	78
7	General Knowledge	79	92
8	Science	93	100

Our main objective is to keep you in touch with your studies rather than to put you under unjustified burden. Therefore, a pragmatic program has been planned for your educational progression. Stay home, stay safe and stay connected with your studies.

**Regards,**

## **SOCIAL STUDIES**

### **Week 1 DAY 1**

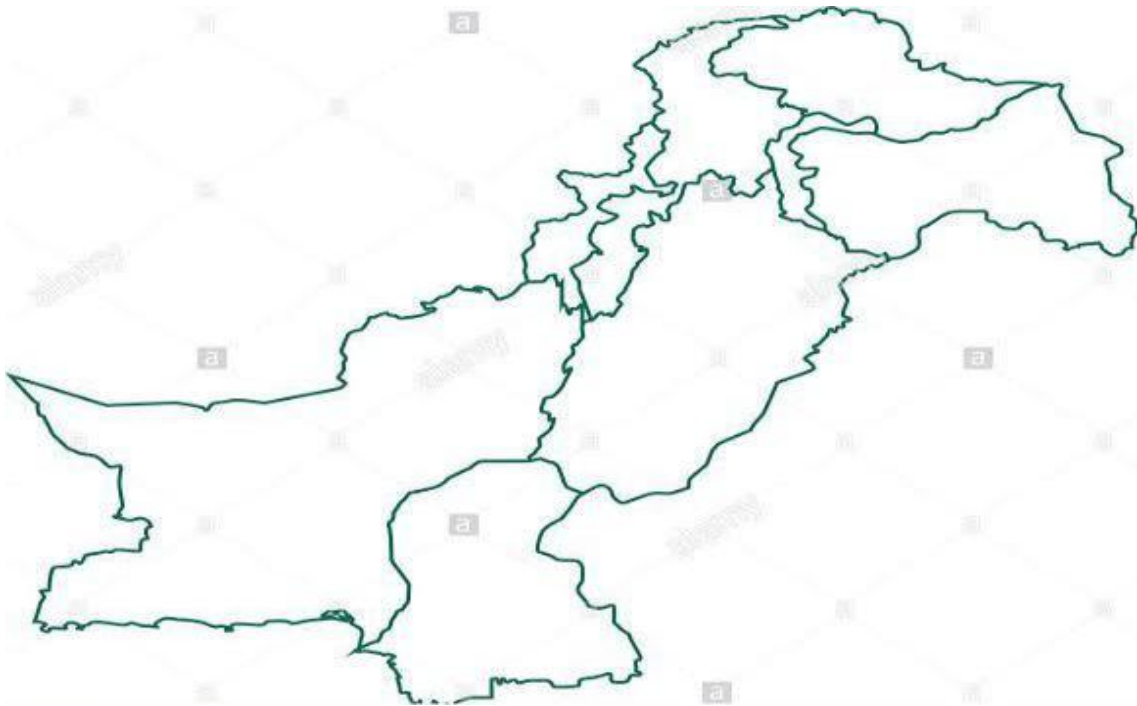
- Write sentences about Pakistan using the given hints.( take help from text book pg#13)
  1. Complete name
  2. Number of provinces
  3. Capital city
  4. Colors of flag of Pakistan

Link: <https://youtu.be/pJAUqNu5UwY>

Link: [https://youtu.be/L2SnC5qx\\_oU](https://youtu.be/L2SnC5qx_oU)

### **Week 1 DAY 2**

- Label the provinces of Pakistan in the map. .( take the help of text book pg#14)



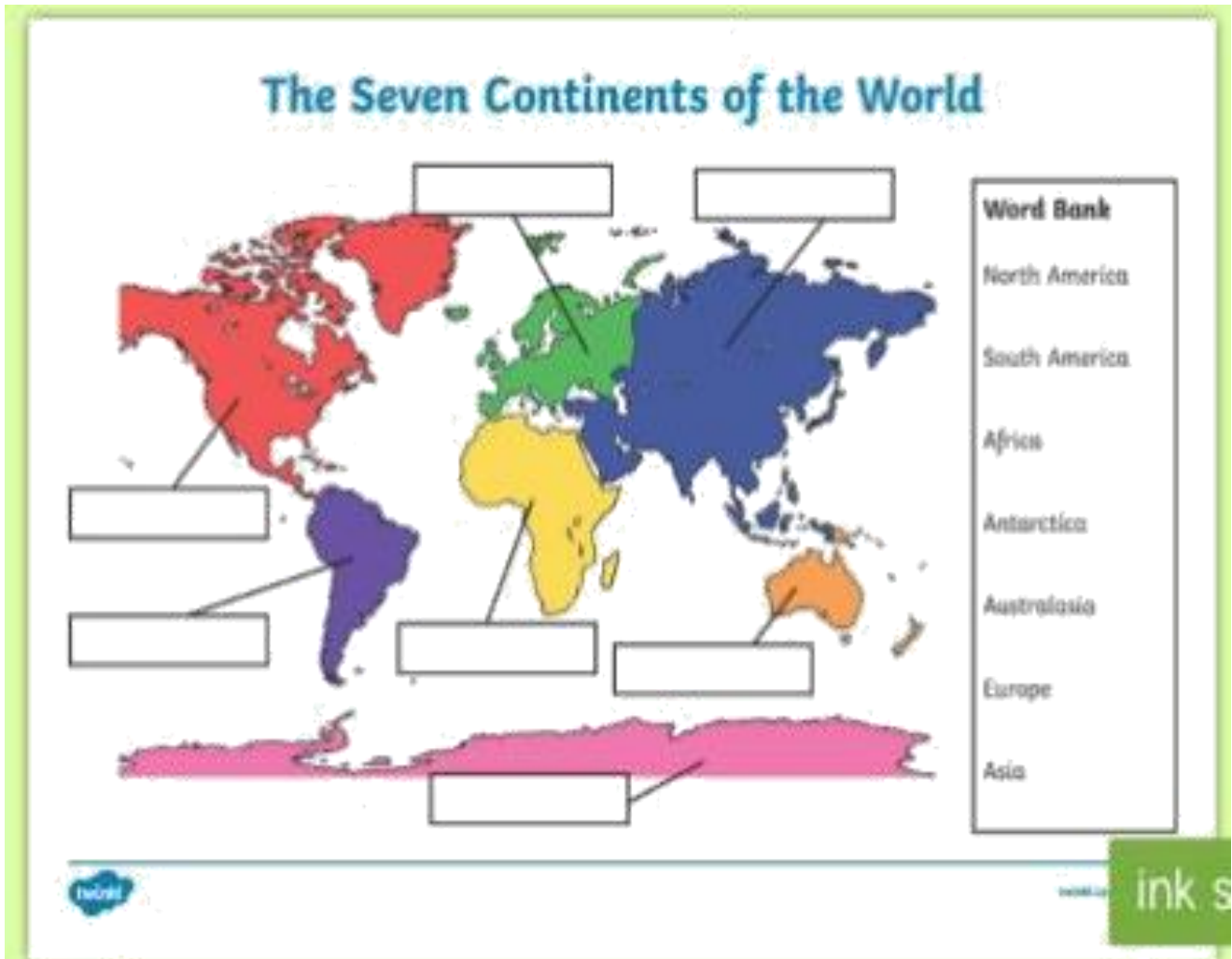
- Identify neighboring countries of Pakistan from map and write their names.  
(Take help from above mentioned map)

1. \_\_\_\_\_
2. \_\_\_\_\_
3. \_\_\_\_\_
4. \_\_\_\_\_

Link: <https://youtu.be/cc4UTuTswzU>

### **Week 1 DAY 3**

- Identify and name the continents of the world.( take the help of given link)



Link: <https://youtu.be/kNGJfg45QRl>

## Week 2 DAY 1

- Observe the picture of Sun and Earth and write the answers of the following questions.(take help from pg 16)



1. What time is it when the Earth faces the Sun?

A: \_\_\_\_\_

Link: <https://youtu.be/Wr-CRKsTYGs>

## Week 2 DAY 2

- Fill the blanks with the help of pictures. (Text book pg# 17)

1.The time between sunrise and sunset is \_\_\_\_\_ time.

2. The time between sunset and sunrise is \_\_\_\_\_ time

- Write the names of bodies which move in the sky.

1. \_\_\_\_\_
2. \_\_\_\_\_
3. \_\_\_\_\_

Link: <https://youtu.be/hG85D69Pepw>

Link:<https://youtu.be/Wr-CRKsT>

## Week 2 DAY 3

- Match the transports with its name.

### Transport. Match.

**1. Helicopter**



**2. Car**



**3. Bus**



**4. Lorry**



**5. Motorbike**



**6. Train**



**7. Taxi**



**8. Plane**



## Week 3 DAY 1

- Tick on the picture we should follow.




Link: <https://youtu.be/3pHgl3YN7fl>

## Week 2 DAY 2

- Observe the pictures and write the names of seasons. (Take help from pg18)

\_\_\_\_\_



\_\_\_\_\_

Link: <https://youtu.be/ldZnasVZquQ>

## **Week 2 DAY 3**

- In which season do you celebrate your birthday? A: \_\_\_\_\_

Paint 4 seasons on a paper plate?



- Cut and paste the sample of material of clothes which you can wear on your birthday according to the season.

**Link:** <https://youtu.be/2WOMO4o8oD8>



## Week 3 DAY 1

- Observe the pictures and their name and write them in the correct column.

Name \_\_\_\_\_

# History

 gramophone	 steam train	<b>now</b>	<b>then</b>
 television	 fax		
 horse and cart	 car		

© 2014 Steve Meehan. All rights reserved. www.stevesmeehan.com/worksheets/Week3Day1-1

Link: <https://youtu.be/DENG7Q7VRgo>

## Week 2 DAY 3

- Write two sentences about self-safety.

1. \_\_\_\_\_
2. \_\_\_\_\_

Link: <https://youtu.be/wqYS3qLmMn8>

## Week 3 DAY 1

- Write the name of correct landform next to each clue.(take help from pg 24 and given link)
  1. An area surrounded by water(sea) \_\_\_\_\_
  2. Very hot and dry place \_\_\_\_\_
  3. This is the area between hills and mountains \_\_\_\_\_

Link: <https://youtu.be/pkjJsYsy5cA>

- Identify the landforms and complete the spellings.

D\_\_se\_\_t



M\_\_u\_\_ta\_\_n



P\_\_ai\_\_s

Link: [https://youtu.be/BsqKTJtK\\_vw](https://youtu.be/BsqKTJtK_vw)

## Week 3 DAY 2

- Paste or draw the picture of your favorite landform and describe in 3 sentences.

-

---

---

---

- How people use the environment to meet basic their needs? Match the related pictures.

Cotton

Shelter

River

Link: <https://youtu.be/Dv6s9A7JMG1>

Clothing

Tree

Food

Wheat

Water

## Week 3 DAY 3

- Write one sentence each that how you show respect to elders . ( Parents, Teachers, Old people)

1: \_\_\_\_\_

2: \_\_\_\_\_

Link: <https://youtu.be/GkipANiBspE>

- Find some natural object names from the word game.

## Nature around us

O	S	S	A	D	I	C	A	I	F	A	O	R	E
D	L	A	K	E	L	A	W	E	A	T	H	E	R
R	R	O	U	O	T	N	W	O	R	N	I	A	R
E	A	A	U	K	D	I	F	E	B	T	L	E	T
Y	T	D	S	L	E	M	L	E	U	A	I	R	S
K	D	A	E	S	E	A	O	E	S	O	E	F	E
S	R	R	A	I	R	L	W	R	H	R	N	I	R
A	F	E	W	F	T	V	E	O	M	A	O	E	O
S	A	I	V	S	E	I	R	R	R	K	T	L	F
R	L	E	H	I	T	V	W	O	O	D	S	D	R
I	D	O	S	G	R	A	S	S	O	A	T	P	C
T	R	A	D	A	T	W	R	R	E	R	R	A	R
R	I	O	R	A	R	I	I	O	S	B	C	R	F
R	B	S	N	I	R	E	T	A	W	S	N	K	E

STONE  
TREE  
STAR  
RIVER  
ANIMAL  
FIELD  
FOREST  
WEATHER  
WATER  
SEA  
WOOD  
CLOUD  
LAKE  
FLOWER  
GRASS  
PARK  
SKY  
BIRD  
RAIN  
BUSH

: <https://youtu.be/7COIUtLJS>

## Week 4 DAY 1

- Can you find man-made objects made by natural resources in your surroundings? Write in the given table.

Wood	Metal

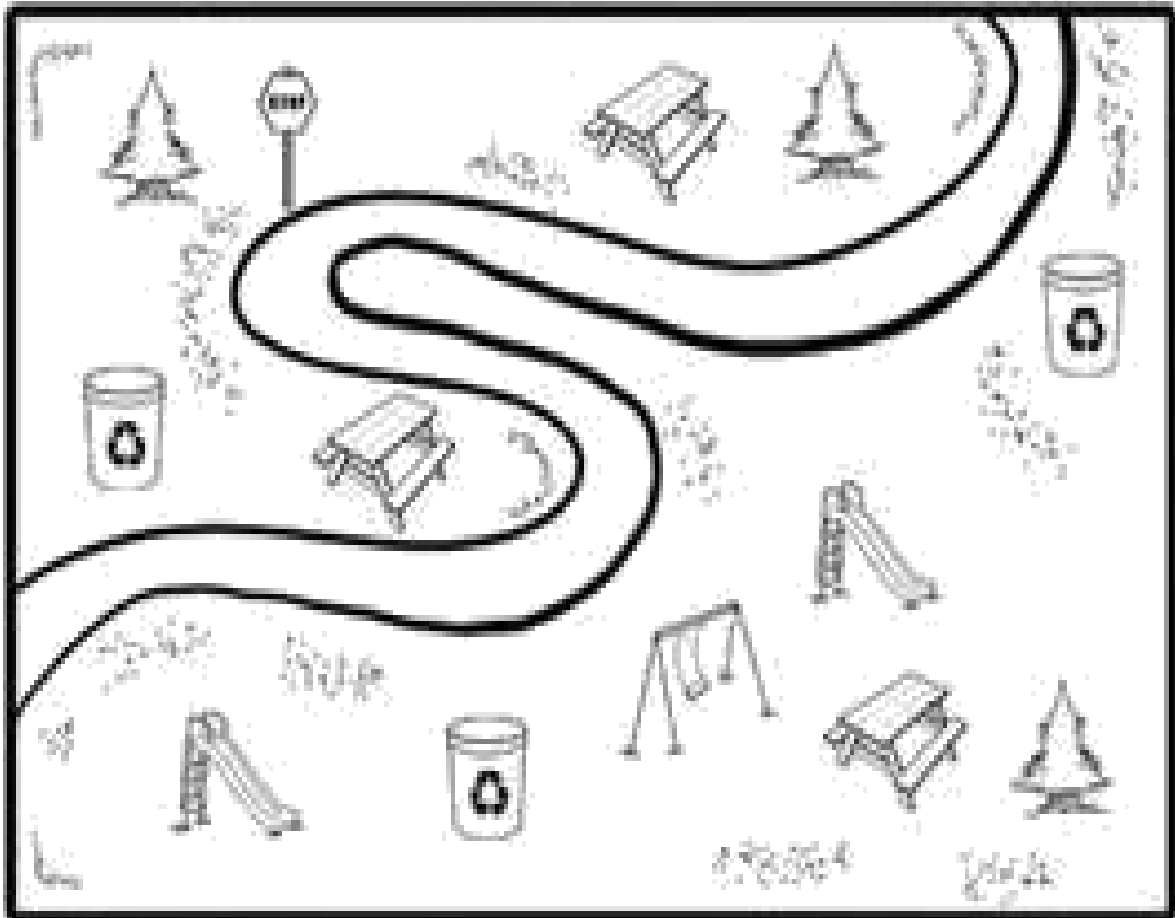
Link: <https://youtu.be/7COIUtLJSVQ>

- Make a natural environment on a computer paper using cotton, tooth picks, jute, thread etc like clouds with cotton, trees with tooth picks, flowers from jute, birds with thread or anything you want. You can recycle the things at your home.

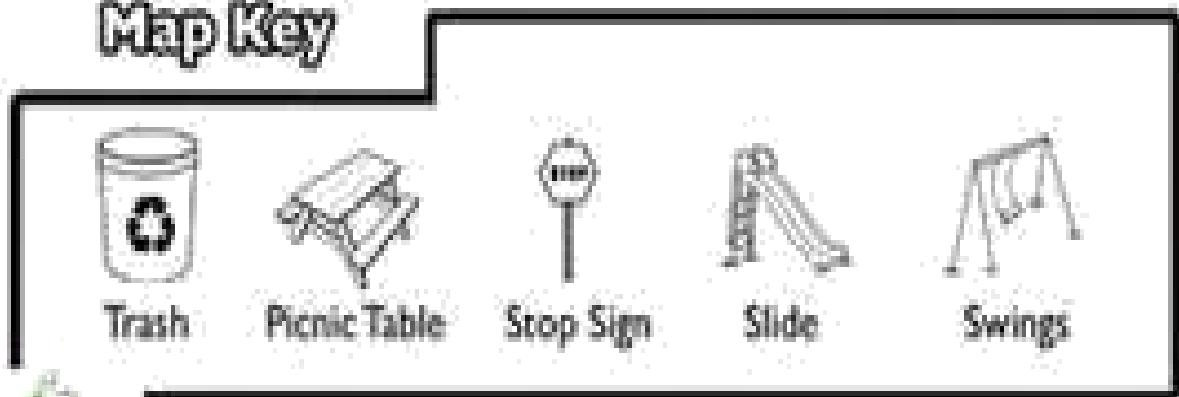
Link: <https://youtu.be/VJhSJFPnQMY>

## Week 4 DAY 2

- Read a map and write the answers through map key.
  1. How many picnic tables are in the park? \_\_\_\_\_
  2. Draw a circle around the swings. \_\_\_\_\_
  3. Colors the trash cans blue. \_\_\_\_\_
  4. Draw a triangle around the stop sign. \_\_\_\_\_
  5. How many slides are in the park? \_\_\_\_\_



### Map Key





Link: <https://youtu.be/EMQC0GaP3hU>

## Week 4 DAY 3

- Show your emotion to your friend and write its name with the help of word bank.

### Emotions in Emoticons



Silly  
Annoyed  
Happy

Angry  
Puzzled  
Sincere

Upset  
Sleepy  
Amazed

Link: <https://youtu.be/ZJAEkDXtyQQ>

## Week 5 DAY 1

- Name the professions and their work. (Take help from pg 40)



---

---



---

---

Link: <https://youtu.be/ckKQclquAXU>

---

## Week 5 DAY 2

- What do you want to be in future, and why?

A: I want to be a \_\_\_\_\_


Because \_\_\_\_\_



## Week 5 DAY 3

- Match the profession with its tools.

Link: <https://youtu.be/G5UHA2sf-IE>



**Week 6 DAY 1**

- Write the names of any three National heroes of Pakistan.

1. \_\_\_\_\_

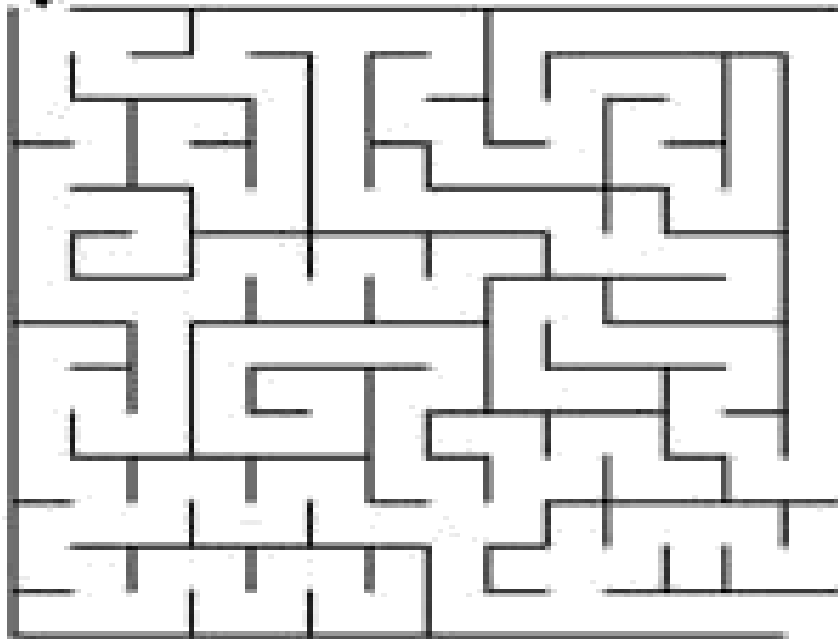
2. \_\_\_\_\_

3. \_\_\_\_\_

Link: <https://youtu.be/OCaUckiulP0>

**Maze**

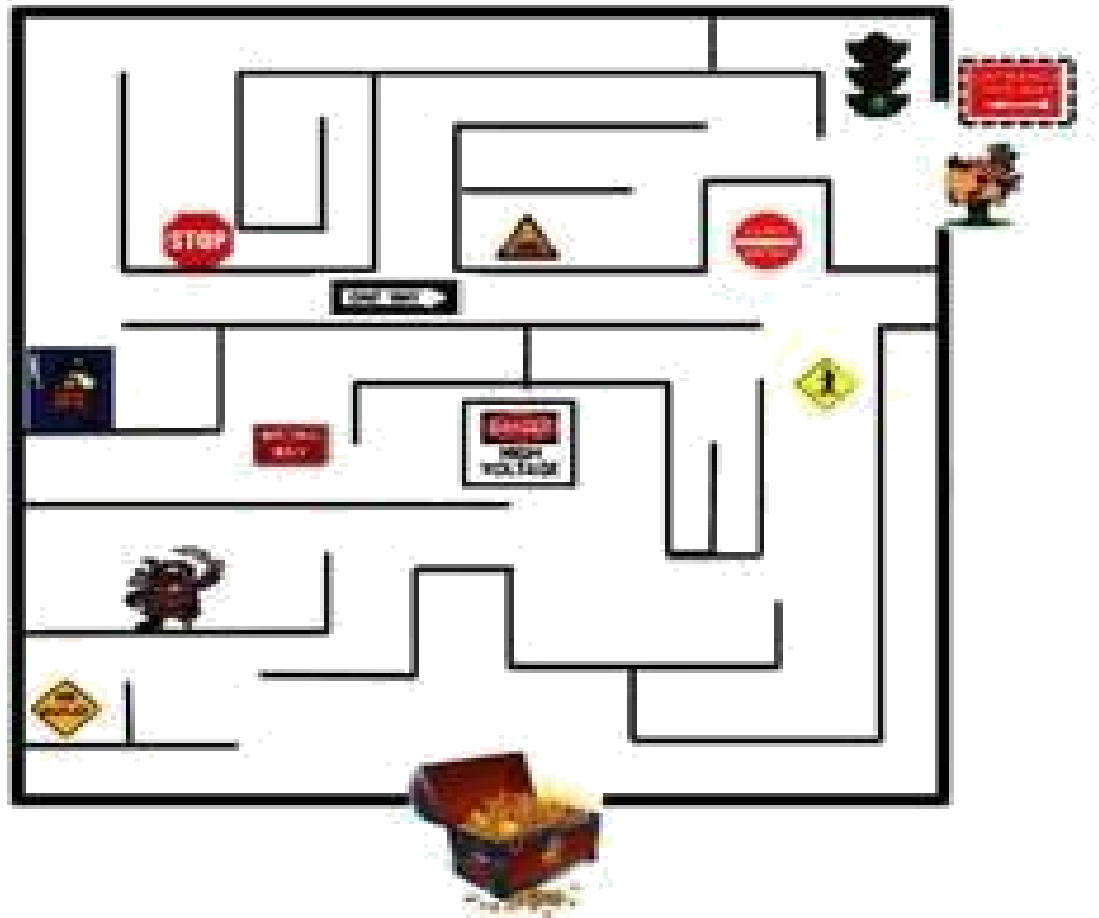
**Help this Dog to find his Baby**



[www.kidzpark.com](http://www.kidzpark.com)

## Week 6 DAY 2

- Help this child to reach the treasure by following the traffic rules.



Link: <https://youtu.be/bUwPNVEBZxA>

## Week 6 DAY 3

On which places you need to follow the rules?

1	3
2	4


Link: <https://youtu.be/CqH2QYt6oOc>

## Week 7 DAY 1

- On which places you need to follow the rules?


Link: <https://youtu.be/CqH2QYt6oOc>

- Draw few dangerous/sharp objects you shouldn't use.




Link: <https://youtu.be/4nfuBWBOeLE>

- Number the pictures with the correct sequence.



## Week 7 DAY 2

- Draw the map of Pakistan



- What is our national game? \_\_\_\_\_
- Goods are made in Pakistan.(take the help from given link)

A: \_\_\_\_\_

Link: <https://youtu.be/w-cYv1lbK>


# Computer

**WEEK 1**

**Day 1**

**Topic: Introduction to computer**

A computer is an electronic device that is used for processing and calculations.



Video Link

<https://www.youtube.com/watch?v=85RKLA3qh2U&feature=youtu.b e>

## Worksheet

Q#1 What is a Computer?

Ans: \_\_\_\_\_

\_\_\_\_\_

Q#2 Can a computer make our lives easy?

Ans: \_\_\_\_\_

\_\_\_\_\_

Q#3 Write any two things that you can do with a computer at home?

Ans: \_\_\_\_\_

\_\_\_\_\_

**Week # 1**  
**Day 2**

**Topic # Uses of Computer**

- We can use computer in every field of life. It makes our task easy.

Video Link

<https://www.youtube.com/watch?v=FypkPUscUX8&feature=youtu.be>

Q#1 Write the use of computer in calculation?

Ans: \_\_\_\_\_  
\_\_\_\_\_

Q#2 Write any two uses of computer in schools?

Ans: \_\_\_\_\_  
\_\_\_\_\_

Q#3 Write three uses of computer by own after watching above link.

Ans: \_\_\_\_\_  
\_\_\_\_\_

**Week # 1**  
**Day 3**

**Topic Parts of Computer**

- Computer has different parts which are used to perform different tasks and to make work easy.

Video Link

<https://www.youtube.com/watch?v=zh10mJEOjJ4&feature=youtu.be>

Fill in the blanks	
1	CPU is a _____ part of computer.
2	Keyboard is used to _____ data.
3	Computer is an _____ machine.
4	Computer has different _____.

**Week # 1**  
**Day 3**

**Topic Parts of Computer**



<b>Monitor</b>	<b>Keyboard</b>	<b>CPU</b>	<b>Mouse</b>	<b>Speakers</b>
----------------	-----------------	------------	--------------	-----------------

Video Link

<https://www.youtube.com/watch?v=zh10mJEOjJ4&feature=youtu.be>

Q#1 Define Monitor.

Ans \_\_\_\_\_  
\_\_\_\_\_

Q#2 Write the difference between keyboard & CPU?

Ans \_\_\_\_\_  
\_\_\_\_\_

**Week # 2**  
**Day 1**

**Topic Parts of Computer**

**Q.NO.1: Choose the correct options:**

- (i) Mouse is an \_\_\_\_\_ device?  
(a) input                      (b) output                      (c) processing
- (ii) CPU is called the :  
(a) computer system      (b) brain of computer      (c) processing system
- (iii) Printer is used for :



- (a) writing (b) calculations (c) printing  
(iv) Speaker is used to :  
(a) Listening (b) printing (c) writing

**Week # 2**  
**Day 2**

**Topic Parts of Computer**

1. Input function
2. Processing function
3. Output function

Video Link

<https://www.youtube.com/watch?v=otLJMe1eQyg&feature=youtu.be>

**Q.NO.1: Choose the correct options:**

- (i) Steps of computer work are? (a) 2 (b) 3 (c) 4  
(ii) Keyboard is a \_\_\_\_\_ device : (a) input (b) output (c) processing  
(iii) Processing is done in : (a) keyboard (b) mouse (c) CPU

**Week # 2**  
**Day 3**  
**Topic Paint**

**We can draw pictures on computers & colour them with different tools.**

Video Link

<https://www.youtube.com/watch?v=tLVs-xDVDds>

Q#1 What is the use of pencil tool?

Ans: \_\_\_\_\_  
\_\_\_\_\_

Q#2 What is brush tool?

Ans: \_\_\_\_\_  
\_\_\_\_\_

<https://www.youtube.com/watch?v=tLVs-xDVDds>



Q#1 Write the process to select paint?

Ans: \_\_\_\_\_  
\_\_\_\_\_

Q#2 How many tools does paint have?

Ans: \_\_\_\_\_  
\_\_\_\_\_

Q#3 What is the use of magnifier tool?

Ans: \_\_\_\_\_  
\_\_\_\_\_

**Week # 3**  
**Day 1**

**Topic Input Devices**

**The devices which help to input data into computer are called “ input devices ”**

Video Link

[https://www.youtube.com/watch?v=Zis5\\_BU0za4&feature=youtu.be](https://www.youtube.com/watch?v=Zis5_BU0za4&feature=youtu.be)

Q#1 What is keyboard?

Ans: \_\_\_\_\_  
\_\_\_\_\_

Q#2 How many keys does the keyboard have?

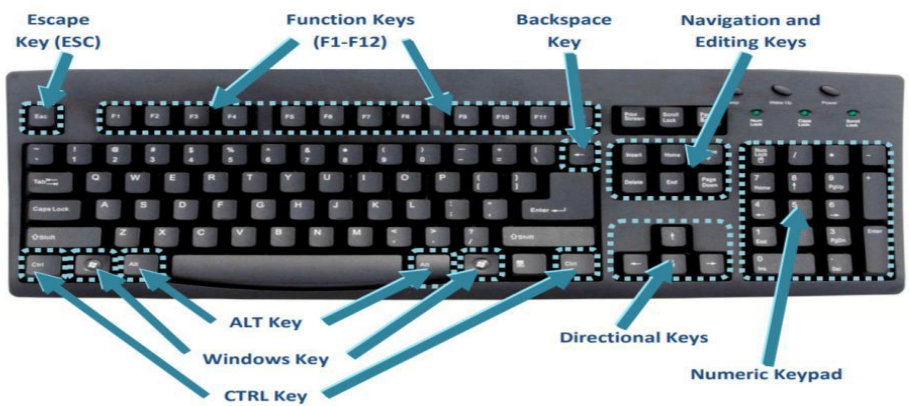
Ans: \_\_\_\_\_  
\_\_\_\_\_

Q#3 What are alphabet keys?

Ans: \_\_\_\_\_  
\_\_\_\_\_

**Week # 3  
Day 2**

**Topic Keys of keyboard**



[https://www.youtube.com/watch?v=Zis5\\_BU0za4&feature=youtu.be](https://www.youtube.com/watch?v=Zis5_BU0za4&feature=youtu.be)

**Q.NO.1: Choose the correct options:**

- (i) Main keys on keyboard are ? (a) 103      (b) 104      (c) 105
- (ii) Numeric keys contain : (a) numbers (b) alphabets      (c) function
- (iii) Symbols of functions is : (a) F      (b) A      (c) C
- (iv) Arrow keys have direction : (a) Four (b) five      (c) six

**Week # 3**  
**Day 3**

**Topic Function of keys**

Video Link:

[https://www.youtube.com/watch?v=Zis5\\_BU0za4&feature=youtu.be](https://www.youtube.com/watch?v=Zis5_BU0za4&feature=youtu.be)

- Match the following.

1. 

F5
----

**Arrow key**

2. 

D
---

**Number key**

3. 

Caps lock
-----------

**Alphabet key**

4. 


--

**Special key**

5. 

( 9
-----

**Function key**

**Week # 4**  
**Day 1**

- **Mouse is an input device used for selection.**



**Video Link**

[https://www.youtube.com/watch?v=Zis5\\_BU0za4&feature=youtu.be](https://www.youtube.com/watch?v=Zis5_BU0za4&feature=youtu.be)

Q#1 What is mouse?

Ans: \_\_\_\_\_

\_\_\_\_\_

Q#2 How many buttons does a mouse have?

Ans: \_\_\_\_\_

\_\_\_\_\_

**Week # 3**  
**Day 2**

**Topic processing devices**

**Video Link**

[https://www.youtube.com/watch?v=Zis5\\_BU0za4&feature=youtu.be](https://www.youtube.com/watch?v=Zis5_BU0za4&feature=youtu.be)

Processing devices are used to process data and send to output devices.



Q#1 Define output devices?

Ans: \_\_\_\_\_

---

Q#2 What is CPU?

Ans: \_\_\_\_\_

---

Q#3 What is the brain of computer?

Ans: \_\_\_\_\_

---

### Week # 3

#### Day 3

Monitor is an output device that displays the results.



<https://www.youtube.com/watch?v=GS13vUzqrP0&feature=youtu.be>

Write True or False for the following statements.

1. Output devices show results.
2. Monitor is an output device.
3. Monitor is used to enter data.
4. Monitor has two types.
5. Monitor looks like a television.

**Week # 4**  
**Day 1**



Topic Printer

Printer is a primary device used to get the print outs in different forms.

Video link

<https://www.youtube.com/watch?v=GS13vUzqrP0&feature=youtu.be>

Fill in the blanks.

1. \_\_\_\_\_ is an output device.
2. Printer is used to \_\_\_\_\_.
3. \_\_\_\_\_ printer is used to print color papers.
4. Printer can print a \_\_\_\_\_ copy

**Week # 4**  
**Day 2, 3**

Topic How does computer work

(Revision)

Definition:

A computer is an electronic device which can do many things quickly and accurately.

Q#1 Name the three major functions performed by the computer?

Ans: \_\_\_\_\_

---

Q#2 What is output? Explain with an example.

Ans: \_\_\_\_\_

---

## ISLAMIAT

سیلیبس پہلا ہفتہ عزیز طلبہ اس ہفتے کا کام آپ کو دی گئی ہدایات کے مطابق مکمل کرنا ہے۔

سرگرمی	ذرائع	گھر کا کام	صفحہ نمبر	عنوان	تاریخ
سورہ النصر اور سوری الکوثر بمع تراجم زبانی ے اد کریں	کتابی مواد  ورک شیٹ	<b>حفظ قرآن مجید</b> سورہ النصر، سورہ الکوثر	35 36،	القرآن الکریم	1 جون 2020
		بلند خوانی	2-1	اللہ اور اسکی تو حید پر یمان	جون 2020
		مشق: 1، 2، 3، مختصر جواب لکھنا	2	اللہ اور اسکی تو حید پر یمان	3 جون 2020

### \* خالی جگہ پر کریں۔

- ا: اللہ تعالیٰ نے زمین سے \_\_\_\_\_ پیدا کیا۔
- ب: اللہ نے آسمان پر سورج \_\_\_\_\_ ستارے بنائے۔
- ج: ہمیں صرف اللہ کی \_\_\_\_\_ کرنی چاہیے،
- د: صرف اسی کا \_\_\_\_\_ ادا کرنا چاہیے۔

### \* درست اور غلط جملوں کا انتخاب کریں۔

- ا: اللہ کی ذات اور صفات پر ایمان توحید کہلاتا ہے۔
- ب: ہمیں صرف اللہ سے دعا مانگنی چاہیے۔
- ج: ہر حال میں مدد صرف اللہ سے مانگی جائے۔
- د: ہمیں زمین سے رزق حاصل نہیں ہوتا۔
- ہ: ہماری آنکھیں، کان اور ہاتھ اللہ کے دئیے ہوئے ہیں۔

درست	غلط



## سیلیبس دوسرا ہفتہ

عزیز طلبہ اس ہفتے کا کام آپ کو دی گئی ہدایات کے مطابق مکمل کرنا ہے۔

سرگرمی	ذرائع	گھر کا کام	صفحہ نمبر	عنوان	تاریخ
درود ابراہیمی بمع ترجمہ زبانی یاد کریں	کتابی مواد	بلند خوانی	4، 3	رسالت پر ایمان	8 جون 2020
		مشق: 1 مختصر جواب لکھیں	4	رسالت پر ایمان	9 جون 2020
	ورک شیٹ	مشق: 2، 3، 4 مختصر جواب لکھیں۔	4	رسالت پر ایمان	10 جون 2020

### ورک شیٹ نمبر 2

سوال 1 : کالم ملائیں ۔

جن پر کتاب نازل نہ ہوئی ہو ،	رسالت
اللہ کی طرف سے پیغام رسانی کا طریقہ	نبی
نبی اور رسول	رسول
جن پر کتاب نازل ہوئی ہو ،	پیغمبر

سوال 2 : خالی جگہ پر کریں ۔

اللہ کے پہلے پیغمبر حضرت \_\_\_\_\_ ہیں ۔

حضرت محمد ﷺ اللہ کے \_\_\_\_\_ ہیں ۔

اللہ نے دنیا میں ایک لاکھ \_\_\_\_\_ ہزار پیغمبر بھیجے ۔

دنیا اور آخرت کی کامیابی محمد ﷺ کے بنائے \_\_\_\_\_ پر چل کر حاصل ہوتی ہے ۔

### سیلیبس تیسرا ہفتہ

عزیز طلبہ اس ہفتے کا کام آپ کو دی گئی ہدایات کے مطابق مکمل کرنا ہے۔

تاریخ	عنوان	صفحہ نمبر	گھر کا کام	ذرائع	سرگرمی
15 جون 2020	آسمانی کتابوں پر ایمان	6، 5	بلند خوانی	کتابی مواد ورک شیٹ	آسمانی کتابوں کے نام زبانی یاد کر کے خوشخط لکھیں
16 جون 2020	آسمانی کتابوں پر ایمان	7	مشق: 1 مختصر جواب لکھیں		
17 جون 2020	آسمانی کتابوں پر ایمان	7	مشق: 2 مختصر جواب لکھیں مشقی سوالات سوال 1: مختصر جواب لکھنا		

### ورک شیٹ نمبر 3

#### جماعت دوئم

سوال: کالم ملائیں۔

توریت	حضرت عیسیٰؑ
زبور	حضرت موسیٰؑ
انجیل	حضرت محمد ﷺ
قرآن مجید	حضرت داؤدؑ

سوال: خالی جگہ پر کریں۔

آسمانی کتابوں پر ایمان ان کو \_\_\_\_\_ کتابیں ماننا ہے۔

آسمانی کتابیں \_\_\_\_\_ ہیں۔

سب سے آخری کتاب \_\_\_\_\_ ہے۔

قرآن مجید \_\_\_\_\_ پر نازل ہوئی۔

#### سیلیبس چوتھا ہفتہ

عزیز طلبہ اس ہفتے کا کام آپ کو دی گئی ہدایات کے مطابق مکمل کرنا ہے۔

تاریخ	عنوان	صفحہ نمبر	گھر کا کام	ذرائع	سرگرمی
22 جون 2020	قرآن مجید	6	بلند خوانی	کتابی مواد ورک شیٹ	سورہ الاحلاص کا ترجمہ زبانی یاد کر کے خوشخط لکھیں۔
23 جون 2020	قرآن مجید	7	مشق: 3 مختصر جواب لکھیں۔ دی گئی ورک شیٹ حل کریں		
24 جون 2020	قرآن مجید	7	مشق: 4 مختصر جواب لکھیں۔ خالی جگہ پر کریں۔		

## شیٹ نمبر 4

### جماعت دوئم کالم الف کو کالم ب سے ملائیں۔

کالم الف	کالم ب
قرآن مجید کی پہلی سورت	سورة الناس
قرآن مجید کی آخری سورت	سورة الفاتحه
قرآن مجید کی سب سے بڑی سورت	سورة الكوثر
قرآن مجید کی سب سے چھوتی سورت	سورة البقره

خالی جگہ پر کریں۔

قرآن ک ایک حرف پڑھنے پر \_\_\_\_\_ نیکیاں ملتی ہیں۔

قرآن میں ہمارے لیے ہدایت اور \_\_\_\_\_ ہے۔

ہمیں اپنی زندگی \_\_\_\_\_ کے مطابق گزارنی چاہیے۔

ہمیں قرآن کے \_\_\_\_\_ سمجھنے چاہیے

### سیلیبس پانچواں ہفتہ

عزیز طلبہ اس ہفتے کا کام آپ کو دی گئی ہدایات کے مطابق مکمل کرنا ہے۔

تاریخ	عنوان	صفحہ نمبر	گھر کا کام	ذرائع	سرگرمی
29 جون 2020	فرشتوں پر ایمان		بلند خوانی ورک شیٹ حل کریں	کتابی مواد	مشہور فرشتوں کے نام خوشخط لکھیں۔
30 جون 2020	فرشتوں پر ایمان		چار مشہور فرشتوں کے نام زبانی یاد کریں	ورک شیٹ	
1 جولائی 2020	فرشتوں پر ایمان		مشق:1 سوال کا جواب لکھیں۔ مشق:2 مختصر جواب لکھیں		

## ورک شیٹ نمبر 5

### مختصر جوابات لکھیں

سوال 1: فرشتے ہر وقت کیا کام کرتے رہتے ہیں؟

جواب

---

---

سوال 2: مشہور فرشتے کتنے ہیں؟

---

---

سوال 3: اللہ تعالیٰ نے حضرت جبرائیلؑ کے ذمے کیا کام لگایا ہے؟

جواب

---

-

---

### سیلیبس چھٹا ہفتہ

عزیز طلبہ اس ہفتے کا کام آپ کو دی گئی ہدایات کے مطابق مکمل کرنا ہے۔

## ورک شیٹ نمبر 6

سوال: کالم الف کو کالم ب سے ملا کر جملے مکمل کریں۔

کالم الف	کالم ب
اللہ اچھے اعمال کے بدلے میں	موت کا مزہ چھکنا ہے
اللہ برے اعمال کے بدلے میں	ختم نہ ہو گی
ہر انسان کو	جزا دے گا
آخرت کی زندگی کبھی	سزا دے گا

سوال : خالی جگہ پر کریں ۔

ہمیں اللہ کی \_\_\_\_\_ کے مطابق زندگی گزارنی چاہیے ۔

دنیا کی زندگی \_\_\_\_\_ ہو جائے گی۔

اچھے عمل کرنے والے کو \_\_\_\_\_ ملے گی ۔

\_\_\_\_\_ عمل کرنے والوں کا ٹھکانا دوزخ ہے ۔

### سیلیبس ساتواں ہفتہ

عزیز طلبہ اس ہفتے کا کام آپ کو دی گئی ہدایات کے مطابق مکمل کر

سرگرمی	ذرائع	گھر کا کام	صفحہ نمبر	عنوان	تاریخ
پانچوں نمازوں کے نام اور رکعتیں خوشخط لکھیں	کتابی مواد ورک شیٹ	بلند خوانی	13 ، 14	نماز	13 جولائی 2020
		مشق:1 سوال کا جواب لکھیں	14	نماز	14 جولائی 2020
		مشق:2 مختصر جواب لکھیں	14	نماز	15 جولائی 2020

### ورک شیٹ نمبر 7

#### جماعت دوئم

سوال: مختصر جوابات تحریر کریں۔

سوال ہم پر دن میں کتنی نمازیں فرض ہیں؟

جواب

---



---

-

سوال: حضرت محمد ﷺ کے ارشاد کے مطابق بچے کو کس عمر سے نماز سکھانی چاہیے؟

جواب

---



---

—

سوال: ظہر کی نماز میں کتنی رکعتیں ہوتی ہیں؟

جواب

---

**II Subject: English**  
**WEEK 1 DAY 1**

Week	Day	Unit	Tasks
1	1	Unit 1: Family and Friends Lesson 1: Listen and speak  Write few lines about your family and stick the pictures. Grammar: Verb	Video: About verbs <a href="https://www.youtube.com/watch?v=AbCBbzQpRCU">https://www.youtube.com/watch?v=AbCBbzQpRCU</a>  Worksheet
	2	Lesson 2: words and Phonics  Find out the words with the same sound. Pg 3 Part A	Video: <a href="https://www.youtube.com/watch?v=TdM2LUkBQzk">https://www.youtube.com/watch?v=TdM2LUkBQzk</a>
	3	Lesson 3: Uncle Omar's crocodiles  Grammar: Adjective	Clear Concept Adjective <a href="https://www.youtube.com/watch?v=PVyNiDGJ5g">https://www.youtube.com/watch?v=PVyNiDGJ5g</a>
2	1	Lesson 4: Sentences  Grammar: Adjective	Write sentences about do and don't like.  Worksheet
	2	Grammar Creative Writing	Creative writing (Select any place in your country and describe its important points)
	3	Grammar: Preposition Worksheet	Video: <a href="https://www.youtube.com/watch?v=Fbcimg1r1Ms">https://www.youtube.com/watch?v=Fbcimg1r1Ms</a>  Worksheet
3	1	Lesson 6: I'm Busy Reading + Dictation GRAMMAR Irregular Verb Learn and rewrite it.	Video: <a href="https://www.youtube.com/watch?v=8kUyDtk0Yjw">https://www.youtube.com/watch?v=8kUyDtk0Yjw</a>  Worksheet
	2	Unit 2: Flying Kites Lesson 2: Words and Phonics  GRAMMAR Noun	Find the sound of "oo" and "u" Introduction Video: : <a href="https://www.youtube.com/watch?v=TdM2LUkBQzk">https://www.youtube.com/watch?v=TdM2LUkBQzk</a>
	3	Lesson 3: the black kites Reading + Dictation Words	I Video: Picture Story <a href="https://www.youtube.com/watch?v=Q8B7dKfUDjc">https://www.youtube.com/watch?v=Q8B7dKfUDjc</a>  Activity (Listen and then write in your own words.
4	1	Lesson 3: The black Kites Words meaning Pg 12,13  GRAMMAR Words Sentences	Make a kite and paste it.
	2	GRAMMAR  Application Learn and write the given application.	Write an application about sick leave.
	3	Lesson 4: Sentences  GRAMMAR Comprehension pg 14	Write ten sentences about your house Word bank: big, room, kitchen, dinning table.
	1	<ul style="list-style-type: none"> <li>• Unit 3: Cooking it up</li> <li>• Lesson 3: Instructions</li> </ul>	Pan Cake recipe  Video:



5		Activity: How to make a pancake	<a href="https://www.youtube.com/watch?v=W1IFbmxvVh0">https://www.youtube.com/watch?v=W1IFbmxvVh0</a>
	2	GRAMMAR Creative writing	Describe the kite in five sentences and draw it.
	3	GRAMMAR Synonyms Genders	Video: <a href="https://www.youtube.com/watch?v=pD9KWtpHDDY">https://www.youtube.com/watch?v=pD9KWtpHDDY</a> Worksheet
6	1	Lesson 3: Instructions  GRAMMAR Words Sentences	Worksheet
	2	Grammar: Words Opposites Singular Plural	Worksheet
	3	Lesson 5: Sentences  GRAMMAR	Change capital letters into small letters
7	1	Unit 4: Check up Time  GRAMMAR Complete the phrases with noun (pg 25)	Write any five noun.
	2	Dictation words GRAMMAR Comprehension	Worksheet
	3	GRAMMAR Punctuation	Video: <a href="https://www.youtube.com/channel/UCrcPCuPv0X4Lr3tommVK0IQ">https://www.youtube.com/channel/UCrcPCuPv0X4Lr3tommVK0IQ</a> worksheet

1. Write about your family and paste pictures.

**Grammar:** Verb

**Worksheet:**

Verbs

**Use these verbs to fill in the blanks below.**

swim	play	drink	fly	wear
ride	write	drive	cut	read
ring	sing	draw	sleep	walk

1. You \_\_\_\_\_ a kite.
2. You \_\_\_\_\_ a car.
3. You \_\_\_\_\_ with a knife.
4. You \_\_\_\_\_ your uniform.
5. You \_\_\_\_\_ story books.
6. You \_\_\_\_\_ with a pen.
7. You \_\_\_\_\_ a bell.
8. You \_\_\_\_\_ a picture.
9. You \_\_\_\_\_ a horse.
10. You \_\_\_\_\_ games.
11. You \_\_\_\_\_ songs.
12. You \_\_\_\_\_ at night.
13. You \_\_\_\_\_ in the swimming pool.
14. You \_\_\_\_\_ along the road.
15. You \_\_\_\_\_ water.

**Week 1: Day 2**

1. Find out the words with same sounds. Pg 3 Part A

## Week 1: Day 3

Lesson# 03  
Crocodiles

Topic: Uncle omar's

### Q1. Answer the question with short answer. Pg 5 Part B

1. Does aunty Farida like crocodiles?
2. Does a burglar take the television?
3. Does a crocodile caught the burglar?
4. Do you like crocodiles?
5. Does uncle omar keep the crocodiles?

## Week 2: Day 1

Lesson# 04

Topic: Sentences

1. Write sentences about what they do and do not like to do? Pg 6 Part B

Example: Tom likes drawing, riding a bicycle and reading. he doesn't like singing.

Grammar: Adjective


Worksheet:

**KS Learning**  
Using adjectives  
Grade 2 Adjectives Worksheet

Use the adjectives word bank to complete the sentences.

**Word bank:**  
long, new, musical, difficult, nosy, sharp, alone, fragile, soft, tall

1. The musical song played on the radio.
2. I bought five \_\_\_\_\_ dresses.
3. The parcel that is in the box is \_\_\_\_\_.
4. This movie is very \_\_\_\_\_; I don't know if I will watch it all.
5. I have broken a glass; the edges are very \_\_\_\_\_.
6. This blanket is so \_\_\_\_\_, I want to put it on my bed.
7. The \_\_\_\_\_ cat was looking in the box.
8. The \_\_\_\_\_ three stands in the field, all by itself.
9. This is a \_\_\_\_\_ task; I can't do it!
10. My grandmother lives \_\_\_\_\_.

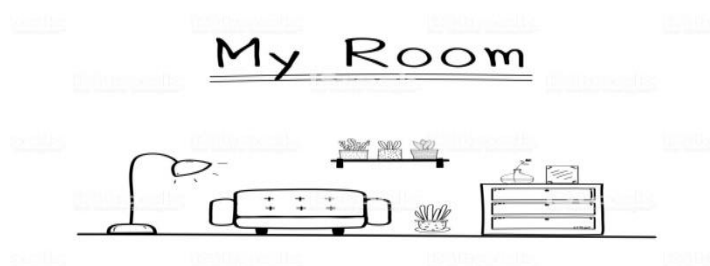


Reading & Math for K-5 © www.k5learning.com

## Week 2: Day 2

Grammar:

Creative Writing: Write five sentences about "My Room"



## Week 2: Day 3

### Grammar:

Part of Speech	Function or "job"	Example words	Example Sentences
Preposition	Create link between two objects	On, in, at	The bird are flying in the sky

### Prepositions

**B** Here are some more prepositions. Look at the pictures and fill in the blanks with correct prepositions from the box.



1. The monkey is sitting \_\_\_\_\_ the trees

in  
on  
over  
under  
above  
below  
behind  
between



2. The dog is sitting \_\_\_\_\_ a chair.



3. The mouse is hiding \_\_\_\_\_ the bed.



4. The fox is waiting \_\_\_\_\_ the tree.



5. The fan is \_\_\_\_\_ my head.  
I am \_\_\_\_\_ the fan.



6. The lizard and the fly are \_\_\_\_\_ the wall.  
The lizard is \_\_\_\_\_ the fly.  
The fly is \_\_\_\_\_ the lizard.

Week 3: Day 1

Lesson 6

Topic: I'm busy

1. Read the story "I'm busy" on book page no 8 .

Grammar: Irregular Verbs

Worksheet:

Name: \_\_\_\_\_ Date: \_\_\_\_\_

### Irregular Verb Match

Draw a line from the present verb to the past verb that each verb follows. There are some to spare for you.

say	went
tell	taught
go	took
win	said
teach	came
make	told
draw	made
meet	won
come	cried
take	found
find	ran
cry	met
run	drew

[www.education.com](http://www.education.com)

Week 3: Day 2

Unit 2: Flying Kites

Lesson 2

Topic: Words and Phonics

Find the sounds of "oo" and "u" is the same. From pg 11 Part A

Video: <https://www.youtube.com/watch?v=TdM2LUkBOzk>

Grammar: Write the noun under the correct pictures. Pg 11 Part C

Week 3: Day 3

Lesson 3

Topic The black kite 1

1. Reading from pg 12, 13

2. Dictation words:

riding	skipping	picture	straight	afraid
smell	curly	frightened	sound	

## Week 4: Day 1

Lesson# 03  
kites

Topic: The black

### 1. Do Words Meaning

Words	Meanings
Angry	
Worry	
Appear	
Roof	
Lovely	
String	

### 2. Do Words Sentences

Words	sentences
nice	
shout	
worry	
fell down	
locked	

## Week 4: Day 2

### 1. Write an application for sick leave.

The Principal,  
Cantt Public Girls School and college, Nawababad,  
Wah Cantt.  
Madam,

Most respectfully, I beg to say that I have been ill with fever for 2 days. Kindly grant me leave for two days.

Thanks

Yours obediently,  
X.Y.Z

Class: 2 Rose

Dated: 7<sup>th</sup> May, 2020

## Week 4: Day 3

Lesson# 04

Topic: Sentences

### 1. Answer the questions about the number pictures in exercise A page 14

#### Question Answer

- What is this?
- What colour is it?
- Was Mr Riaz angry?
- Was Tariq happy and at the end?

## Week 5: Day 1

Unit 3: Cooking it up

Lesson# 03

Topic: Instructions

1: Reading from book pg 20

Activity:

Make a pancakes

Answer Questions about making pancakes.

1. How much oil do you need?
2. What do you put in the bowl?
3. What do you pour into the mixture?
4. Where do you cook the pancake?

Video: <https://www.youtube.com/watch?v=W1IFbmxVh0>

## Week 5: Day 2

Lesson# 03

Topic: Reading

1. Creative writing:

Write five sentences about kite and draw a picture.

## Week 5: Day 3

Grammar:

Synonyms Worksheet









Name: \_\_\_\_\_

**Synonyms**

Directions: Choose the matching synonyms from the words in the box.

large	run	yell	baby	clever	gift	bunny	talk
-------	-----	------	------	--------	------	-------	------

	speak	_____
	shout	_____
	big	_____
	smart	_____
	rabbit	_____
	infant	_____
	present	_____
	jog	_____

©www.HaveFunTeaching.com

### Gender Nouns

Name: \_\_\_\_\_

Date: \_\_\_\_\_

Match the following masculine nouns with their feminine ones:

tiger

cock

lion

peacock

gander

stallion

buck

bull

fox

boar

vixen

sow

doe

cow

tigress

hen

lioness

goose

peahen

mare

Week 6: Day 1

Lesson 3

Topic:

Instructions

1. Label these kitchen items pg 21 Part c

Words Sentences

color	
finish	
swing	
sister	
chair	

Week 6: Day 2

Grammar: Singular Plural

**KS Learning**  
Plural Nouns  
Grade 2 Nouns Worksheet

Write the plural words: Add "s" or "es".






*Hint: For nouns ending in s, x, z, ch or sh, add -es at the end.  
one box, two boxes.*

1) block \_\_\_\_\_

2) pot \_\_\_\_\_

3) pan \_\_\_\_\_

4) plate \_\_\_\_\_

5) dish \_\_\_\_\_

6) spoon \_\_\_\_\_

7) fork \_\_\_\_\_

8) box \_\_\_\_\_

9) sandwich \_\_\_\_\_

10) apple \_\_\_\_\_

11) orange \_\_\_\_\_

12) chair \_\_\_\_\_

13) table \_\_\_\_\_

14) truck \_\_\_\_\_

15) car \_\_\_\_\_



Reading & Math for K-5 © www.k5learning.com

Worksheet: Words Opposites

Draw a line from each word to its opposite.

Name \_\_\_\_\_

- |              |              |
|--------------|--------------|
| <b>big</b>   | <b>hard</b>  |
| <b>clean</b> | <b>small</b> |
| <b>easy</b>  | <b>right</b> |
| <b>tall</b>  | <b>dirty</b> |
| <b>left</b>  | <b>poor</b>  |
| <b>rich</b>  | <b>fast</b>  |
| <b>slow</b>  | <b>short</b> |
| <b>bad</b>   | <b>good</b>  |
| <b>dark</b>  | <b>low</b>   |
| <b>high</b>  | <b>light</b> |



## Week 6: Day 3

Lesson: 5

Topic: Sentences

Write these words in small letters pg23 Part A

## Week 7: Day 1

Unit 4 Check up Time

Grammar: Complete the phrases with the noun from pg 25 part E

## Week 7: Day 2

Unit 5

Grammar: Comprehension

Read the passage and give answers



Eeeks! The white spider is coming close to catch the ladybird. Ria: What can I do to save the little ladybird? Ria ran to help! Ria picked up the ladybird from the spider's web. She let the ladybird go. W-r-r-r! The ladybird flew from flower to flower. Ria went: Clap! Clap! Clap! The red and black spotted ladybird was happy and free once again!

Answer the questions given below.

Q. Why was the spider coming close to the ladybird?

A. \_\_\_\_\_

Q. What did Ria want to do for the ladybird?

A. \_\_\_\_\_

Q. From whom did Ria save the ladybird?

A. \_\_\_\_\_

Q. If you were a ladybird, how would you feel if you were caught: happy or sad?

A. \_\_\_\_\_

Copy right © Turtlediary.com. All rights reserved www.turtlediary.com

Name: \_\_\_\_\_ Date: \_\_\_\_\_

### Ending Punctuation

**Directions:** Finish each sentence with a period, question mark, or exclamation point.

1. I have a little bird\_\_
2. The storm was so scary\_\_
3. Did you make a wish on the star\_\_
4. Always write your name on your paper\_\_
5. Which glove goes on your right hand\_\_
6. Go away\_\_
7. She is turning seven years old today\_\_
8. Mom didn't put a clip in my hair\_\_
9. Was his plant green or yellow\_\_
11. We do not skip in the hall\_\_
12. That bird is green\_\_

# Maths

## WEEK - 1: DAY-1

1. Learn these Vocabulary words.

- a. Thousand “the number equivalent to the product of a hundred and ten; 1, 000
- b. Roman numerals “Alphabetical letters used in ancient Rome to represent numbers”
- c. Place Value means “A digits” position in a number”
- d. Expanded form of numbers is writing each digit of number according to its place value.
- e. Smallest whole number = 0 Smallest two digit = 10
- f. Smallest natural number = 1 Largest two digit number = 99
- g. Smallest three-digit number = 100 Largest three digit number = 999
- h. Smallest four-digit number = 1000 Largest four-digit number = 9999

2. Write the number names for the given numerals.

- a. 121 \_\_\_\_\_
- b. 456 \_\_\_\_\_
- c. 509 \_\_\_\_\_
- d. 999 \_\_\_\_\_
- e. 653 \_\_\_\_\_
- f. 719 \_\_\_\_\_

<https://youtu.be/ZhW3wQDAx7U>

## Day 2

3. Write the numerals for the given number names.

- |                                 |  |
|---------------------------------|--|
| a. Two hundred and fourteen.    |  |
| b. Three hundred and thirty.    |  |
| c. Four hundred and fifty-four. |  |
| d. Five hundred and ninety-one. |  |
| e. Seven hundred and seventy.   |  |

4. Write the expanded forms of the given number

a.  $289 = \underline{\hspace{2cm}} + \underline{\hspace{2cm}} + \underline{\hspace{2cm}}$

b.  $456 = \underline{\hspace{2cm}} + \underline{\hspace{2cm}} + \underline{\hspace{2cm}}$

c.  $698 = \underline{\hspace{2cm}} + \underline{\hspace{2cm}} + \underline{\hspace{2cm}}$

d.  $207 = \underline{\hspace{2cm}} + \underline{\hspace{2cm}} + \underline{\hspace{2cm}}$

e.  $890 = \underline{\hspace{2cm}} + \underline{\hspace{2cm}} + \underline{\hspace{2cm}}$

<https://youtu.be/M46GE8Lev2o>

**DAY-3**

5. Write the place value of 3 in each of the given numbers.

a. 389 = \_\_\_\_\_ and has a value of \_\_\_\_\_

b. 483 = \_\_\_\_\_ and has a value of \_\_\_\_\_

c. 345 = \_\_\_\_\_ and has a value of \_\_\_\_\_

d. 173 = \_\_\_\_\_ and has a value of \_\_\_\_\_

e. 437 = \_\_\_\_\_ and has a value of \_\_\_\_\_

f. 813 = \_\_\_\_\_ and has a value of \_\_\_\_\_

6. Write the place value of 7 in each of the given numbers.

a. 417 = \_\_\_\_\_

b. 744 = \_\_\_\_\_

b. 273 = \_\_\_\_\_

c. 799 = \_\_\_\_\_

d. 687 = \_\_\_\_\_

f. 371 = \_\_\_\_\_

<https://youtu.be/smtxHYv7hos>

<https://www.youtube.com/watch?v=28doFUBnvOw>

**WEEK - 2: DAY-1**

1. Write these numbers in numerals.

- a. Two hundred and fifteen \_\_\_\_\_
- b. Four hundred and forty \_\_\_\_\_
- c. Five hundred and thirty-four \_\_\_\_\_
- d. Seven hundred and ninety-one \_\_\_\_\_
- e. Eight hundred and thirty-two \_\_\_\_\_
- f. Nine hundred and forty-five \_\_\_\_\_

2. Fill in the boxes with  $>$ ,  $<$ .

- a. 7 2 5 \_\_\_\_\_ 8 2      b. 2 7 1 \_\_\_\_\_ 2 8 4
- c. 2 4 6 \_\_\_\_\_ 1 3 2      d. 5 1 9 \_\_\_\_\_ 5 1 0
- e. 6 1 2 \_\_\_\_\_ 5 6 1      f. 3 4 5 \_\_\_\_\_ 9 3 4

<https://youtu.be/nFsQA2Zvy1o?t=147>

**DAY-2**

1. Arrange the numbers below in an ascending order.

- a. 545    659    123 \_\_\_\_\_
- b. 215    178    247 \_\_\_\_\_
- c. 678    567    623 \_\_\_\_\_
- d. 577    534    867 \_\_\_\_\_
- e. 765    856    754 \_\_\_\_\_

2. Arrange the numbers below in an ascending order.

a. 523    267    456 \_\_\_\_\_

b. 765    524    652 \_\_\_\_\_

c. 542    423    675 \_\_\_\_\_

d. 967    866667 \_\_\_\_\_

e. 784    846    123 \_\_\_\_\_

<https://youtu.be/oQbt3nbU9gk>

**DAY-3**

1. Colour the greater number red and the smaller number green.



2. Circle the greatest number in each set.

a. 278      486      563

b. 845      987      934

c. 789      573      578

<https://youtu.be/M9-BM7faB0E>

**WEEK – 3    DAY–1**

a. Successor “add one to the given number ”

b. Predecessor “subtract one from the given number ”

1. Write the successors of the following numbers.

a. 229 \_\_\_\_\_

b. 478 \_\_\_\_\_

c. 100 \_\_\_\_\_

d. 456 \_\_\_\_\_

e. 333 \_\_\_\_\_

f. 999 \_\_\_\_\_

2. Write the predecessors of the following numbers.

a. 230 \_\_\_\_\_

b. 664 \_\_\_\_\_

c. 422 \_\_\_\_\_

d. 200 \_\_\_\_\_

e. 648 \_\_\_\_\_

f. 768 \_\_\_\_\_

**DAY–2**

a. Arrange these numbers in order. Begin with the smallest with the smallest

i: 194, 253, 102 \_\_\_\_\_

ii: 815, 370, 449 \_\_\_\_\_

iii : 645, 546, 634 \_\_\_\_\_

iv: 260, 379, 314 \_\_\_\_\_





ADDITION  
DAY-2

$\begin{array}{r} 57 \\ + 20 \\ \hline \end{array}$	$\begin{array}{r} 34 \\ + 62 \\ \hline \end{array}$
$\begin{array}{r} 83 \\ + 15 \\ \hline \end{array}$	$\begin{array}{r} 13 \\ + 84 \\ \hline \end{array}$
$\begin{array}{r} 55 \\ + 42 \\ \hline \end{array}$	$\begin{array}{r} 16 \\ + 33 \\ \hline \end{array}$
$\begin{array}{r} 50 \\ + 45 \\ \hline \end{array}$	$\begin{array}{r} 46 \\ + 43 \\ \hline \end{array}$
$\begin{array}{r} 83 \\ + 14 \\ \hline \end{array}$	$\begin{array}{r} 63 \\ + 33 \\ \hline \end{array}$
$\begin{array}{r} 13 \\ + 22 \\ \hline \end{array}$	$\begin{array}{r} 83 \\ + 15 \\ \hline \end{array}$

## ADDITION WITH REGROUPING

### DAY-3

1. Find the sums.

$\begin{array}{r} 575 \\ + 705 \\ \hline \end{array}$	$\begin{array}{r} 264 \\ + 562 \\ \hline \end{array}$
$\begin{array}{r} 897 \\ + 125 \\ \hline \end{array}$	$\begin{array}{r} 117 \\ + 584 \\ \hline \end{array}$
$\begin{array}{r} 555 \\ + 376 \\ \hline \end{array}$	$\begin{array}{r} 659 \\ + 224 \\ \hline \end{array}$
$\begin{array}{r} 134 \\ + 584 \\ \hline \end{array}$	$\begin{array}{r} 698 \\ + 221 \\ \hline \end{array}$
$\begin{array}{r} 138 \\ + 614 \\ \hline \end{array}$	$\begin{array}{r} 268 \\ + 563 \\ \hline \end{array}$
$\begin{array}{r} 713 \\ + 199 \\ \hline \end{array}$	$\begin{array}{r} 495 \\ + 315 \\ \hline \end{array}$

WEEK – 5

SUBTRACTION

DAY-1

1. Find the difference.

$\begin{array}{r} 57 \\ - 20 \\ \hline \end{array}$	$\begin{array}{r} 74 \\ - 62 \\ \hline \end{array}$
$\begin{array}{r} 97 \\ - 25 \\ \hline \end{array}$	$\begin{array}{r} 84 \\ - 23 \\ \hline \end{array}$
$\begin{array}{r} 55 \\ - 40 \\ \hline \end{array}$	$\begin{array}{r} 34 \\ - 21 \\ \hline \end{array}$
$\begin{array}{r} 95 \\ - 84 \\ \hline \end{array}$	$\begin{array}{r} 78 \\ - 21 \\ \hline \end{array}$
$\begin{array}{r} 89 \\ - 14 \\ \hline \end{array}$	$\begin{array}{r} 63 \\ - 32 \\ \hline \end{array}$
$\begin{array}{r} 63 \\ - 32 \\ \hline \end{array}$	$\begin{array}{r} 75 \\ - 55 \\ \hline \end{array}$

DAY-2

1. Find the difference.

$\begin{array}{r} 53 \\ - 25 \\ \hline \end{array}$	$\begin{array}{r} 77 \\ - 58 \\ \hline \end{array}$
$\begin{array}{r} 77 \\ - 28 \\ \hline \end{array}$	$\begin{array}{r} 84 \\ - 25 \\ \hline \end{array}$
$\begin{array}{r} 75 \\ - 26 \\ \hline \end{array}$	$\begin{array}{r} 64 \\ - 45 \\ \hline \end{array}$
$\begin{array}{r} 98 \\ - 89 \\ \hline \end{array}$	$\begin{array}{r} 673 \\ - 329 \\ \hline \end{array}$
$\begin{array}{r} 644 \\ - 464 \\ \hline \end{array}$	$\begin{array}{r} 263 \\ - 172 \\ \hline \end{array}$
$\begin{array}{r} 543 \\ - 362 \\ \hline \end{array}$	$\begin{array}{r} 815 \\ - 585 \\ \hline \end{array}$

<https://youtu.be/ctVa4d59OdY>

<https://youtu.be/YJ6LljkBP8k>

**DAY-3**

1. Solve the following word Problems

- a. Pam made 22 tarts for a party. Jenny made 27 more tarts than Pam. How many tarts did jenny make for the party?
- b. There were 152 books on a shelf. The librarian placed another 205 books on the shelf. How many books are there on the shelf now?
- c. Sally made 50 glasses of lemonade. She sold 36 of them. How many glasses of lemonade does she have left?

<https://youtu.be/PBi7tLhI7qk>

<https://youtu.be/3qHqADk5Uqo>

**WEEK – 6**

**DAY-1**

1. Add. Then fill in the blanks.

- a.  $3019 + 1289$  \_\_\_\_\_ + \_\_\_\_\_ = \_\_\_\_\_
- b.  $2000 + 1000 + 4000 =$  \_\_\_\_\_
- c.  $100 + 450 + 210 =$  \_\_\_\_\_
- d.  $(230 + 345) + 200 = 230 + ($  \_\_\_\_\_ + \_\_\_\_\_  $)$
- e.  $1346 + 0 =$  \_\_\_\_\_

2. Subtract. Then fill in the blanks.

- a.  $5150 - 5150 =$  \_\_\_\_\_
- b.  $5000 - 0 =$  \_\_\_\_\_
- c.  $3920 - 3290 =$  \_\_\_\_\_

3. Find ten pairs of numbers that add up to make 1000. One has been done for you

- a.  $\underline{500} + \underline{500} = \underline{1000}$
- b. \_\_\_\_\_ + \_\_\_\_\_ = \_\_\_\_\_
- c. \_\_\_\_\_ + \_\_\_\_\_ = \_\_\_\_\_
- d. \_\_\_\_\_ + \_\_\_\_\_ = \_\_\_\_\_
- e. \_\_\_\_\_ + \_\_\_\_\_ = \_\_\_\_\_
- f. \_\_\_\_\_ + \_\_\_\_\_ = \_\_\_\_\_

<https://youtu.be/Jwo89Aj5QOU>

<https://youtu.be/1bkv9zU3ptq>

4. Solve following questions

- a.  $4 \times 1 =$  \_\_\_\_\_
- b.  $2 \times 6 =$  \_\_\_\_\_
- c.  $2 \times 5 =$  \_\_\_\_\_
- d.  $4 \times 3 =$  \_\_\_\_\_
- e.  $5 \times 5 =$  \_\_\_\_\_
- f.  $7 \times 7 =$  \_\_\_\_\_
- g.  $7 \times 10 =$  \_\_\_\_\_
- h.  $3 \times 6 =$  \_\_\_\_\_

WEEK - 7  
DAY-1

**Vertex** : When 2 sides meet at a point the point is called a vertex.

**Semicircle**: A semicircle is a half of a circle


**Pentagon** :A shape having 5 straight lines and 5 vertices is known as Pentagon


**Hexagon** : A shape having six straight lines and six vertices is known as Hexagon

**Rectangular Pyramid** : A rectangular Pyramid has 5 flat faces 8 edges and 5 vertices

**Tetrahedron**: A tetrahedron has 4 triangle faces 6 edges and 4 vertices

1. Identify these shapes. Then state how many of each type there are.







Triangle \_\_\_\_\_ square \_\_\_\_\_ rectangle \_\_\_\_\_

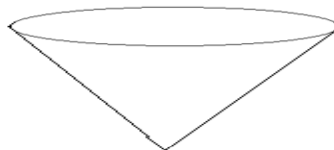
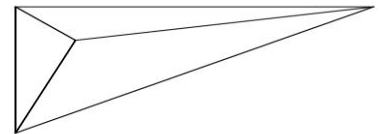

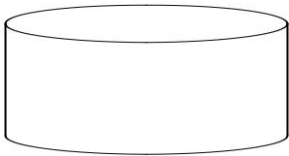
Pentagon \_\_\_\_\_ hexagon \_\_\_\_\_ semicircle \_\_\_\_\_

**DAY-2**

1. Circle the shape which has minimum two vertices and two sides.

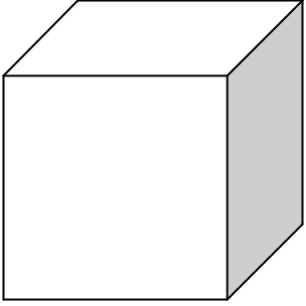


2. Colour the solids and name them.



**DAY-3**


1. How many faces ,edges and vertices does following shapes have?



**Faces.**\_\_\_\_\_

**Edges.**\_\_\_\_\_

**Vertices**\_\_\_\_\_



**Faces.**\_\_\_\_\_

**Edges.**\_\_\_\_\_

**Vertices**\_\_\_\_\_

[https://youtu.be/BPrVAT\\_x1f4](https://youtu.be/BPrVAT_x1f4)



## اردو سیلیبس برائے جماعت دوئم

### عمومی ہدایات برائے طلبہ و والدین

- ☆ اردو لکھائی خوشخط کریں۔
- ☆ کام نیٹ کا پیپر کریں۔
- ☆ حاشیہ ضرور لگائیں۔
- ☆ مشکل الفاظ کے معانی اور محاورات کے معانی کے لئے اردو لغت کا استعمال کریں۔
- ☆ سرگرمیاں والدین اپنی نگرانی میں کروائیں اور ان کا تصویری ثبوت ضرور بھیجیں۔
- ☆ طلبہ اردو اخبار روزانہ کم از کم آدھا گھنٹہ ضرور پڑھیں اور تلفظ بہتر کرنے پر زور دیں۔
- ☆ والدین سے درخواست ہے کہ چھٹیوں کو کارآمد بنانے کے لئے دیا گیا کام اپنی نگرانی میں کروائیں اور جہاں کہیں بھی ضرورت ہو متعلقہ استانی سے رابطہ کریں۔
- ☆ ہمارا بنیادی مقصد یہ ہے کہ آپ کا تعلق اپنی تعلیم سے جڑا رہے۔ اسی مقصد کے تحت آپ کے لئے تخلیقی اور تعلیمی سرگرمیوں سے بھرپور تعطیلات کا کام تیار کیا گیا ہے۔

## سیلیبس پہلا ہفتہ

جماعت : دوئم

عزیز طلبہ اس ہفتے کا کام آپ کو دی گئی ہدایات کے مطابق مکمل کرنا ہے۔

تاریخ	عنوان	صفحہ نمبر	گھر کا کام	ذرائع	سرگرمی
1 جون 2020	خدا کی تعریف (حمد)	1	بلند خوانی، مشکل الفاظ کی آملا،	کتابی مواد، ورک شیٹ	اللہ کی بنائی ہوئی چیزوں کی تصویریں بنائیں اور ان میں رنگ بھریں
2 جون 2020	خدا کی تعریف (حمد)	2	بلند خوانی، مشکل الفاظ کی آملا،		
3 جون 2020	خدا کی تعریف (حمد)	3	مشقی سوالات 1 تا 4 مشکل الفاظ کے معنی لکھیں آسرا، شفقت، بیابان، ہر دم ورک شیٹ۔ مونٹ لکھیں 1 - 5 ابو، تایا، دادا، خالو، چچا		

## ورک شیٹ نمبر 1

جماعت: دوئم

۳۔ اس نظم سے اللہ تعالیٰ کی بنائی ہوئی دو چیزوں کی تصویریں بنائیے، ان کے نام لکھیے اور تصویر میں رنگ بھریے۔



## سیلیبس دوسرا ہفتہ

جماعت : دوئم

عزیز طلبہ اس ہفتے کا کام آپ کو دی گئی ہدایات کے مطابق مکمل کرنا ہے۔

تاریخ	عنوان	صفحہ نمبر	گھر کا کام	ذرائع	سرگرمی
8 جون 2020	خدا کی تعریف (حمد)	6	دئے گئے الفاظ کے ہم وزن الفاظ لکھیں (نام ، دم ، پھول، پھل)	کتابی مواد، ورک شیٹ	آپ کونسا کھیل شوق سے کھیلتے ہیں اُس کی تصویر لگائیں اور چند لائنیں لکھیں
9 جون 2020	خدا کی تعریف (حمد)	8	خوشخبری لکھیں (مالک ، خدا ، شفقت ، آسرا ، بیاباں)		
	میرا تعارف	10	خالی جگہ پُر کریں		
10 جون 2020	میرا تعارف	9	بلند خوانی ، مشکل الفاظ کی املاء)		
	قواعد	11	مزکر کے مونٹ لکھیں 5 – 10 (نانا ، پھوپھا ، ماموں ، بھائی ، نواسا)		

تین حرفی الفاظ درمیانی "ے" کے ساتھ لکھنیے

کھیل

دیکھ

نیک

یک

ویل

ہیچ

شیر

یر

سیب

دین

دیر

خیر

نگ

جیب

تیل

میز

تیر

نین

پیر

میل

## سیلیبس تیسرا ہفتہ

### جماعت: دوئم

عزیز طلبہ اس ہفتے کا کام آپ کو دی گئی ہدایات کے مطابق مکمل کرنا ہے۔

<u>سرگرمی</u>	<u>ذرائع</u>	<u>گھر کا کام</u>	<u>صفحہ نمبر</u>	<u>عنوان</u>	<u>تاریخ</u>
پاکستان کا پرچم بنائیں اور رنگ بھریں	کتابی مواد، ورک شیٹ	بلند خوانی، مشکل الفاظ کی املا،	13	پاکستان زندہ باد	15 جون 2020
		بلند خوانی، مشکل الفاظ کی املا۔	14	پاکستان زندہ باد	16 جون 2020
		ایک جیسے الفاظ لکھیں (اچھے اچھے، بڑے بڑے، اونچے اونچے، چھوٹے چھوٹے) مشقی سوالات 5 – 1	16		
		واحد کے جمع لکھیں 5 – 1 (رات، عادت، حرکت، شرارت، برکت)	15	پاکستان زندہ باد قواعد	17 جون 2020

### ورک شیٹ نمبر 3

جماعت: دوئم

۴۔ پاکستان کا پرچم بنائیے اور رنگ بھریے۔



۴۔ اپنے ملک کے بارے میں چار جملے لکھیے۔ پاکستان کا جھنڈا بنائیے۔

---

---

---

---

---

---

۵۔ واحد الفاظ کے جمع لکھیے۔

پنکھا	_____	جوتا	_____
بچہ	_____	کتاب	_____
لڑکا	_____	چہرہ	_____

۶۔ مذکر الفاظ کو مونث سے ملائیے۔

لڑکا	مرغی
بچا	بوہیا
مرغا	لڑکی
بوڑھا	گھوڑی

## سیلیبس جوتھا ہفتہ

### جماعت : دوئم

عزیز طلبہ اس ہفتے کا کام آپ کو دی گئی ہدایات کے مطابق مکمل کرنا ہے۔

تاریخ	عنوان	صفحہ نمبر	گھر کا کام	ذرائع	سرگرمی
22 جون 2020	ہمارے پڑوسی	26	بلند خوانی، مشکل الفاظ کی املا،	کتابی مواد، ورک شیٹ	آپ کون کون سے اچھے کام کرتے ہیں۔ 3 کام لکھیں
23 جون 2020	ہمارے پڑوسی	27-28	بلند خوانی، مشکل الفاظ کی املا،		
24 جون 2020	ہمارے پڑوسی	30	مشقی سوالات 1 تا 2 مشکل الفاظ کے جملے لکھیں (بیمار، پریشان، مل جل کر، پڑوسی، صحبت)  واحد کے جمع لکھیں (بات، بچہ، راستہ، کھلونا، کاپی)		

۲۔ دی گئی باتوں میں سے جو باتیں آپ کرتے ہیں اُن کے سامنے (✓) کا نشان لگائیے اور جو نہیں کرتے اُن پر (✗) کا نشان لگائیے۔

پڑوسیوں کو سلام کرتے ہیں۔

اگر پڑوسی کوئی ضرورت کی چیز مانگنے آئے تو بُرا مانتے ہیں۔

پڑوسی بچوں کے ساتھ مل جل کر کھیلتے ہیں۔

اگر پڑوسی کوئی کام کہے تو کر دیتے ہیں۔

شرارت میں پڑوسیوں کا دروازہ بجا کر چھپ جاتے ہیں۔

امی پڑوسیوں کے گھر کوئی چیز بھیجیں تو فوراً دے آتے ہیں۔

اگر پڑوسی بچوں کی گیند آپ کے گھر آجائے تو واپس کر دیتے ہیں۔

اپنے گھر کا کچرا پڑوسیوں کے دروازے کے آگے ڈال دیتے ہیں۔

اپنے نشانات کا جائزہ لیجیے اور سوچیے۔ کیا آپ اچھے

پڑوسی ہیں؟ اگر آپ کا جواب **نہیں** میں ہو تو اچھے پڑوسی بننے کی پوری کوشش کیجیے۔



عزیز طلبہ اس ہفتے کا کام آپ کو دی گئی ہدایات کے مطابق مکمل کرنا ہے۔

تاریخ	عنوان	صفحہ نمبر	گھر کا کام	ذرائع	سرگرمی
29 جون 2020	عابد کی توبہ	32-34	بلند خوانی، مشکل الفاظ کی املا،		
30 جون 2020	عابد کی توبہ	35-36	مشقی سوالات، سوال 1 تا 6		
1 جولائی 2020	عابد کی توبہ	--	مضمون لکھیں میری والدہ	کتابی مواد، ورک شیٹ	اچھی عادت پر ہمارے نبی کی بتائی ہوئی کوئی سی 2 احادیث یاد کریں

ورک شیٹ نمبر 5

جماعت: دوم

☆ مصوت "ا" سے ملا کر الفاظ بنائیے:

ف + ا = \_\_\_\_\_

ب + ا = \_\_\_\_\_

س + ا = \_\_\_\_\_

ج + ا = \_\_\_\_\_

☆ زبر والے الفاظ کے گرد دائرہ لگائیے:



**سیلیبس چھٹا ہفتہ**  
**جماعت : دوئم**

عزیز طلبہ اس ہفتے کا کام آپ کو دی گئی ہدایات کے مطابق مکمل کرنا ہے۔

تاریخ	عنوان	صفحہ نمبر	گھر کا کام	ذرائع	سرگرمی
6 جولائی 2020	گرمی کا موسم	40-41	بلند خوانی، مشکل الفاظ کی املا،	کتابی مواد، ورک شیٹ	گرمی کے موسم کی کوئی سی 3 چیزوں کے نام لکھیں جو آپ کو پسند ہوں اور ان کی تصاویر بنائیں
7 جولائی 2020	گرمی کا موسم	42	مشکل الفاظ کے معنی لکھیں (فطرت، حدت، گلشن، کملاہیا، رسیلے)		
		49	اپنے پسندیدہ موسم کے بارے میں لکھیں اور تصویر بنائیں		
8 جولائی 2020	قواعد	--	اسم کی تعریف اور ورک شیٹ		

## ورک شیٹ نمبر 6

جماعت: دوم



میرا پسندیدہ موسم

## سیلیبس ساتواں ہفتہ


### جماعت : دوئم

عزیز طلبہ اس ہفتے کا کام آپ کو دی گئی ہدایات کے مطابق مکمل کرنا ہے۔

تاریخ	عنوان	صفحہ نمبر	گھر کا کام	ذرائع	سرگرمی
13 جولائی 2020	گنتی	55	اردو اعداد اور حروف میں گنتی لکھیں 1 سے 20 تک	کتابی مواد، ورک شیٹ	آپ بڑے ہو کر کیا بننا چاہتے ہیں تصویر بنائیں اور رنگ بھریں۔
14 جولائی 2020	قواعد ورک شیٹ	--	الفاظ الٹ 1 – 5 شیر ، جواب ، عقل مند ، آسان ، خریدنا		
15 جولائی 2020	قواعد	--	الٹ الفاظ 6 – 10 خوش ، قریب ، سردی ، نفرت ، اچھا		

۳۔ لفظوں کی ریل گاڑی بنائیے۔

پہلے لفظ کے آخری حرف سے شروع ہونے والے لفظ لکھیے اور اسی طرح ریل گاڑی مکمل کرتے جائیے۔



## General Knowledge

### WEEK 1

Answer the Following Questions.

**Q1: Which is the national flower of Pakistan?**

**Ans:**

**Q2: Who is the first governor general of Pakistan?**

**Ans:**

**Q3: When does Pakistan came into being?**

**Ans:**

**Q4: Who is the first prime minister of Pakistan?**

**Ans:**

**Q5: Name the National Animal of Pakistan?**

**Ans:**

**Q6: Who is the National Poet of Pakistan?**

**Ans:**

**Q7: Which is the hottest place of Pakistan?**

**Ans:**

**Q8: How many provinces of Pakistan are?**

**Ans:**

**Q9: When did Quaid e Azam die?**

**Ans:**

**Q10: How many rivers are there in Pakistan?**

**Ans:**

### WEEK 2

Answer the Following Questions.

**Q1: Which is the Largest River of Pakistan?**

**Ans:**

**Q2: Which is the National game of Pakistan?**

**Ans:**

**Q3: How many colors are there in Rainbow?**

**Ans:**

**Q4: How many planets are there in a Solar system?**

**Ans:**

**Q5: When Benazir Bhutto was Murdered?**

**Ans:**

**Q6: Which is the largest dam of Pakistan?**

**Ans:**

**Q7: Which area has highest rainfall in Pakistan?**

**Ans:**

**Q8: Name the boundary between Pakistan and Afghanistan.**

**Ans:**

**Q9: Which is the largest seaport of Pakistan?**

**Ans:**

**Q10: When did Pakistan won Final worldcup of cricket.**

**Ans**

**WEEK 3**

Answer the Following Questions.

**Q1: Which is the largest continent in the world?**

**Ans:**

**Q2: How many Continents are there?**

**Ans:**

**Q3: Name all continents of this world.**

**Ans:**

**Q4: How many oceans are there?**

**Ans:**

**Q5: Name all oceans of this world.**

**Ans:**

**Q6: Which Bird lays the largest egg?**

**Ans:**

**Q7: Which is the smallest continent in the world?**

**Ans:**

**Q8: Which is the hottest continent of the world.**

**Ans:**

**Q9: What is the top color of rainbow?**

**Ans:**

**Q10: Which country is home to Kangaroo?**

**Ans:**

**WEEK 4**

Answer the Following Questions.

**Q1: Which is the biggest rainforest in the world?**

**Ans:**

**Q2: Who is the inverter of radio?**

**Ans:**

**Q3: Who is the founder of Microsoft?**

**Ans:**

**Q4: In which year World War 1 begin?**

**Ans:**

**Q5: How many players are there in Cricket?**

**Ans:**



**Q6: Which is the largest country in the world?**

**Ans:**

**Q7: Which is the largest Plato in this world?**

**Ans:**

**Q8: How many years are there in century?**

**Ans:**

**Q9: Who invented television?**

**Ans:**

**Q10: Which is the tallest animal in the world.**

**Ans:**

### WEEK 5

**Answer the Following Questions.**

**Q1: Which is the fastest animal on the land?**

**Ans:**

**Q2: Which is the largest animal in the world?**

**Ans:**

**Q3: What do u call a house made of ice?**

**Ans:**

**Q4: Which is the main source of energy?**

**Ans:**

**Q5: How many millimeters are there in one centimeter?**

**Ans:**

**Q6: Which is the nearest planet to sun?**

**Ans:**

**Q7: Which animal is called King of Jungle?**

**Ans:**

**Q8: Who was the First man to walk on Moon?**

**Ans:**

**Q9: How many weeks are there in one year?**

**Ans:**

**Q10: How many hours are there in 2 days?**

**Ans:**

### WEEK 6

**Answer the Following Questions.**

**Q1: Which month has least no of days?**

**Ans:**

**Q2: How many sides of triangle are there?**

**Ans:**

**Q3: In which direction does the sun rise?**

**Ans:**

**Q4: In which direction sun sets?**

**Ans:**

**Q5: Which animal is known as ship of dessert?**

**Ans:**

**Q6: Which is the capital city of Pakistan?**

**Ans:**

**Q7: Which river flows through the salt range?**

**Ans:**

**Q8: When does the first Nuclear power plant establish in Pakistan?**

**Ans:**

- سوال نمبر 1.** اللہ تعالیٰ کی بنائی ہوئی چیزوں میں سے پانچ کے نام لکھیں ؟
- سوال نمبر 2.** حمد اور نعت میں کیا فرق ہے ؟
- سوال نمبر 3.** شاعر مشرق کسے کہتے ہیں ؟
- سوال نمبر 4.** مینار پاکستان کہاں واقع ہے ؟
- سوال نمبر 5.** چاند کی مٹی کا رنگ کون سا ہوتا ہے ؟
- سوال نمبر 6.** پاکستان کے قومی پھول کا نام کیا ہے ؟
- سوال نمبر 7.** پاکستان کے بانی کون ہیں ؟
- سوال نمبر 8.** قائد اعظم کا مزار کہاں ہے ؟
- سوال نمبر 9.** دنیا کا سب سے بڑا دریا کون سا ہے ؟
- سوال نمبر 10.** ”روشن“ کا متضاد لکھیں ۔

**دوسرا ہفتہ**

- سوال نمبر 1.** لفظ عالم کی جمع کیا ہے ؟
- سوال نمبر 2.** اردو کا مطلب کیا ہے ؟
- سوال نمبر 3.** پاکستان کا قومی ترانہ کس نے لکھا ؟
- سوال نمبر 4.** قائد اعظم کے والد کا نام کیا تھا ؟
- سوال نمبر 5.** اسم نکرہ یا اسم عام کسے کہتے ہیں ؟
- سوال نمبر 6.** ”آزادی“ کا الٹ کیا ہے ؟
- سوال نمبر 7.** کسی خاص شخص چیز یا جگہ کے نام کو کیا کہتے ہیں ؟
- سوال نمبر 8.** جھوٹ موٹ ، پانی وانی ، میں سے کلمہ اور مہمل الگ الگ کریں ۔
- سوال نمبر 9.** پاکستان کب بنا ؟
- سوال نمبر 10.** پاکستان کا خواب کس نے دیکھا؟

**تیسرا ہفتہ**

- سوال نمبر 1. زبان کیا ہے ؟
- سوال نمبر 2. پاکستان کا نام کس نے تجویز کیا ؟
- سوال نمبر 3. علامہ اقبال کب پیدا ہوئے ؟
- سوال نمبر 4. پاکستان کے پہلے وزیر اعظم کون تھے ؟
- سوال نمبر 5. ”وہ کل آنے گا“، یہ جملہ کون سے زمانے کا ہے ؟
- سوال نمبر 6. حروف کی کتنی قسمیں ہوتی ہیں ؟
- سوال نمبر 7. بابائے قوم کسے کہا جاتا ہے ؟
- سوال نمبر 8. پاکستان کا سب سے بڑا ریلوے اسٹیشن کہاں واقع ہے ؟
- سوال نمبر 9. پاکستان کے مشہور مقامات میں سے پانچ کے نام لکھیں ؟
- سوال نمبر 10. کتاب کی جمع کیا ہے ؟

### چوتھا ہفتہ

- سوال نمبر 1. کس جانور کی لمبی سی ناک ہوتی ہے ؟
- سوال نمبر 2. فعل کی تعریف لکھیں۔
- سوال نمبر 3. کرسی ، تتلی ، مچھلی ، ککڑی کی جمع لکھیں ۔
- سوال نمبر 4. سندھی ، جوگی ، نانی ، دھوبی کے مؤنث لکھیں ۔
- سوال نمبر 5. 1 تا 10 تک اردو اعداد میں گنتی لکھیں ۔
- سوال نمبر 6. دیے گئے الفاظ کے مترادف لکھیں ۔ (صاف ، کالا، ڈبلا)
- سوال نمبر 7. ہمارے ملک کا نام کیا ہے ؟
- سوال نمبر 8. گرمی کے موسم میں کون سے پھل آتے ہیں ؟ دو کے نام لکھیں ۔
- سوال نمبر 9. ”پھول مت توڑو“ جملے میں سے اسم الگ کریں ۔
- سوال نمبر 10. صرف کی جمع کیا ہے ؟

### پانچواں ہفتہ

- سوال نمبر 1. بادشاہی مسجد کہاں واقع ہے ؟
- سوال نمبر 2. روشنیوں کا شہر کسے کہتے ہیں ؟
- سوال نمبر 3. ”بلی سو رہی ہے ، بابر خط لکھ رہا ہے ،“ جملوں میں سے فعل الگ کریں ۔
- سوال نمبر 4. برکت ، عادت ، رات کی جمع لکھیں۔
- سوال نمبر 5. الفاظ کی ضد لکھیں ۔ خوش ، جواب ، آسان ، شہر
- سوال نمبر 6. کوئی سے پانچ اسم اپنے اردگرد کی چیزوں کو دیکھ کر لکھیں ۔
- سوال نمبر 7. ان مذکر جملوں کو مؤنث میں بدلیں ۔ مور ناچتا ہے ، بکرا گھاس کھاتا ہے ۔
- سوال نمبر 8. مادرِ ملت کسے کہتے ہیں ؟
- سوال نمبر 9. پاکستان کے قومی جانور کا نام لکھیں ۔
- سوال نمبر 10. چاند کا ہم معنی لفظ کون سا ہے ؟

### چھٹا ہفتہ

- سوال نمبر 1. روشن کا متضاد کیا ہے ؟
- سوال نمبر 2. قائد اعظم کی تاریخ پیدائش لکھیں ۔
- سوال نمبر 3. پاکستان کی سب سے بڑی جھیل کونسی ہے ؟
- سوال نمبر 4. دھنک کے کتنے رنگ ہوتے ہیں ؟
- سوال نمبر 5. پاکستان کے پہلے گورنر جنرل کون تھے ؟
- سوال نمبر 6. پاکستان کی بلند ترین چوٹی کون سی ہے ؟
- سوال نمبر 7. ان الفاظ کی جمع لکھیں ۔ جھاڑی ، جالی ، مرغی ، بوٹی
- سوال نمبر 8. کیا چاند پر پانی ہے ؟
- سوال نمبر 9. ہماری قومی زبان کیا ہے ؟
- سوال نمبر 10. پاکستان کا قومی لباس کون سا ہے ؟

نوٹ : باب نمبر 3 کی پڑھائی اور مشقی سوالات لکھنے اور یاد کرنے ہیں ۔

Links: <https://www.urdupoint.com/kids/detail/moral-stories/aik-police-wala-or-aik-chor1466.html>  
<https://youtu.be/eFXkpbK-EtE>  
<https://youtu.be/Nm48e89p6wY>  
<https://youtu.be/32axSkNX46Y>  
<https://youtu.be/S5CXHapzlpA>

### Week 1:

Link: <https://www.edsys.in/general-knowledge-for-kids-105-questions-and-answers/>

1. Which is the largest animal in the world?

---

2. Which planet is known as the Red Planet?

---

3. Which is the tallest animal on the earth?

---

4. Which is the most sensitive organ in our body?

---

5. Which two parts of the body continue to grow for your entire life?

---

6. Who is the inventor of Television?

---

7. Which is the largest ocean in the world?

---

8. Which is the instrument used to measure Blood pressure?

---

9. Which day is observed as World Environment Day?

---

10. How many years are there in a century?

---

### Week 2:

Link: <https://www.edsys.in/general-knowledge-for-kids-105-questions-and-answers/>

1. Which is the largest country in the world?

---

2. True or false: Chameleon"s have extremely long tongues, sometimes as long as their bodies?

---

3. Global warming is caused by the excess of which type of gas?

---

4. What is the name of the biggest rain forest in the world?

---

5. What makes up (approx.) 80% of our brain's volume?

---

6. An ostrich's eye is bigger than its brain. True or False?

---

7. How many planets are there in our solar system?

---

8. Which is the smallest continent in the world?

---

9. What type of bird lays the largest eggs?

---

10. Which is the hardest substance available on earth?

---

**Week 3:**

Link: <https://www.edsys.in/general-knowledge-for-kids-105-questions-and-answers/>

1. Which is the biggest desert in the world?

---

2. Who invented the telephone?

---

3. Which is the first element on the periodic table of elements?

---

4. What is the largest joint in the human body?

---

5. How much of Earth's surface is covered by ocean?

---

6. Which is the smallest bone in the human body?

---

7. Who discovered Penicillin in 1928?

---

8. Which instrument is used to measure Atmospheric Pressure?

---

9. Which is the largest continent in the world?

---

10. Who is the inventor of the electric Bulb?

---

# Maths

## Topic: Numbers

Q1. Which is the largest one-digit number?

Ans. \_\_\_\_\_

Q2. Which is the biggest two-digit number?

Ans. \_\_\_\_\_

Q3. Which number comes after 78 in backward counting?

Ans. \_\_\_\_\_

Q4. Order these numbers from highest to lowest: 12, 24, 54, and 17.

Ans. \_\_\_\_\_

Q5. How much is 2 tens and 3 ones?

Ans. \_\_\_\_\_

Q6. How many dots are there on dice?

Ans. \_\_\_\_\_

Q7. What number comes next? 10, 20, 30, \_\_\_\_\_?

Ans. \_\_\_\_\_

Q8. Write the number that is 10 more than 900.

Ans. \_\_\_\_\_

Q9. Write the number that comes between 512 and 514?

Ans. \_\_\_\_\_

Q10. Write the number that is 100 less than 500? **15**

Ans. \_\_\_\_\_

<https://www.youtube.com/watch?v=ySkjVZ0ym7k>

<https://www.youtube.com/watch?v=0krIStWFaXQ>

## Topic: Multiplication

Q1. When zero is multiply with any number, what will be the answer?

Ans. \_\_\_\_\_

Q2. When one is multiply with any number, then what will be the answer?

Ans. \_\_\_\_\_

Q3. What is the double of 14?

Ans. \_\_\_\_\_

Q4. What is the answer of  $9 \times 10$ ?

Ans. \_\_\_\_\_

Q5. Ayesha is thinking of two numbers. When she multiplies them, she gets 18. What are the two numbers?

Ans. \_\_\_\_\_

Q6. Which is bigger,  $9 \times 10$  or  $2 \times 7$ ?

Ans. \_\_\_\_\_

Q7. Rina puts 7 toffees each in 3 boxes. How many toffees are there in all?

Ans. \_\_\_\_\_

Q8. There are 3 sweets in one packet. How many sweets will be there in 10 packets?

Ans. \_\_\_\_\_

Q9. Multiply  $10 \times 1$ ?

Ans. \_\_\_\_\_

Q10. Multiply  $2 \times 0$ ?

Ans. \_\_\_\_\_

<https://www.youtube.com/watch?v=eW2dRLyoyds>

<https://www.youtube.com/watch?v=fZFwHpiAVE0>

### Topic: Addition and Subtraction

Q1. Anam needs 13 balloons. She already has 4 balloons. How many more does she need?

Ans. \_\_\_\_\_

Q2. What is the sum of  $14+8$ ?

Ans. \_\_\_\_\_

Q3. If zero is added in any number, then what will be the answer?

Ans. \_\_\_\_\_

Q4. My book has 30 pages. I've read 23 pages. How many pages are left?

Ans. \_\_\_\_\_

Q5. Ali buys 10 toffees. He eats 4 toffees. How many toffees are left?

Ans. \_\_\_\_\_

Q6. John has 8 pet dogs. Bubbles give him 2 more. How many pet dogs does John have now?

Ans. \_\_\_\_\_

Q7. Write any two numbers that have a sum of 9.

Ans. \_\_\_\_\_

Q8. When we add 2 to the highest number of dice, then what will be the answer?

Ans. \_\_\_\_\_

Q9. Find the difference of  $8-8=?$

Ans. \_\_\_\_\_

Q10. Amir has 10 pencils and 5 pens. How many fewer pens than does he have?

Ans. \_\_\_\_\_

## Topic: Solids and Shapes

Q1. I have 6 faces; all faces are equal in size. What solid am I?

Ans. \_\_\_\_\_


Q2. I have one curved face and 2 circular flat faces. What solid am I?

Ans. \_\_\_\_\_

Q3. How many vertices are on this shape?



Ans. \_\_\_\_\_

Q4. How many vertices are on this  shape?

Ans. \_\_\_\_\_

Q5. What are 3D shapes?

Ans. \_\_\_\_\_

Q6. Complete the pattern of shapes.




Ans. \_\_\_\_\_

Q7. Which shape has four equal sides?

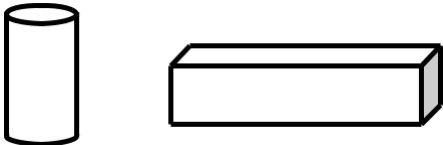
Ans. \_\_\_\_\_

Q8. What is the name of this shape?

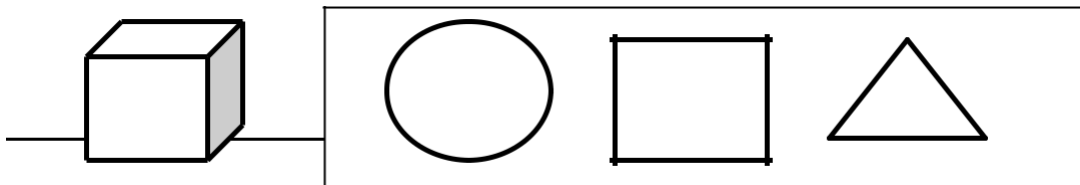


Ans. \_\_\_\_\_

Q9. Colour the solid which have 6 faces.



Q10. Colour the shapes of the faces that you can find on the solids.



Useful links are given below

- <https://www.youtube.com/watch?v=VAWaV1upv6E>
- <https://www.youtube.com/watch?v=guNdJ5MtX1A>
- <https://www.youtube.com/watch?v=guNdJ5MtX1A>
- <https://www.youtube.com/watch?v=Jyh15pyQ1xc>



## Topic: Calendar

Q1. How many days in a week?

Ans. \_\_\_\_\_

Q2. How many days in a year?

Ans. \_\_\_\_\_

Q3. How many months in a year?

Ans. \_\_\_\_\_

Q4. How many days in a leap year?

Ans. \_\_\_\_\_

Q5. Which is the shortest month in a year?

Ans. \_\_\_\_\_

Q6. Which month comes after December?

Ans. \_\_\_\_\_

Q7. Which day comes before Monday?

Ans. \_\_\_\_\_

Q8. Which month comes between September and November?

Ans. \_\_\_\_\_

Q9. If yesterday was Saturday. Then, what day will come tomorrow?

Ans. \_\_\_\_\_

Q10. Which day comes between Sunday and Tuesday?

Ans. \_\_\_\_\_

Useful links are given below

- <https://www.youtube.com/watch?v=YajHHlihiy8>
- <https://www.youtube.com/watch?v=mXMofxtDPUQ>
- <https://www.youtube.com/watch?v=RvLKWuYsTyg>

## Topic: Time

Q1. How many hours in a day?

Ans. \_\_\_\_\_

Q2. Is 6AM early morning or evening?

Ans. \_\_\_\_\_

Q3. Is 11 PM morning or night?

Ans. \_\_\_\_\_

Q4. Look at the time. If you plan to go shopping half an hour late, at what time will you go shopping?

Ans. \_\_\_\_\_

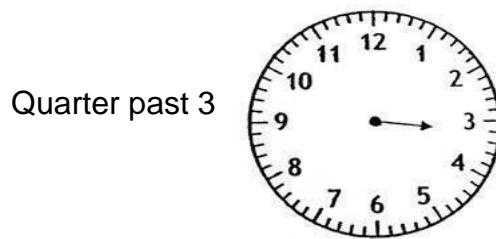
Q5. How many seconds in one minute?

Ans. \_\_\_\_\_

Q6. How many minutes in one hour?

Ans. \_\_\_\_\_

Q7. Draw the missing minute hands or hour hands to show time.



Q8. What does AM stands for?

Ans. \_\_\_\_\_

Q9. What does PM stands for?

Ans. \_\_\_\_\_

Q10. What is quarter past?

Ans. \_\_\_\_\_

Useful Links are given below

- [https://www.youtube.com/watch?v=Kj\\_tZ5sRf3M](https://www.youtube.com/watch?v=Kj_tZ5sRf3M)
- <https://www.youtube.com/watch?v=MaVgBjVh4b8>
- <https://www.youtube.com/watch?v=Pht7dTIM0VA>
- [https://www.youtube.com/watch?v=ww3mtG\\_wGWw](https://www.youtube.com/watch?v=ww3mtG_wGWw)

**Activities**

I can ..... a cat



see

taste

what can you taste?

a



b



what can he..... ?



hear  
smell  
see  
touch

He is .....



hungry  
thirsty  
cold  
hot

what can you see?



- I can see a cat
- I can see a dog
- I can see a bird
- I can see a zebra

□ He is .....



- sad
- hot
- cold
- sick

• He is .....



- sick
- bored
- happy
- hungry

• He is .....



- 
- hungry
  - sick
  - thirsty
  - hungry

## Science

### Week 1

#### Day-1

Fill in the blanks (Do it on your book)

1. **Most cities and towns are built in the** plains.
2. **Large number of wild animals live in** forests.
3. **Coconut trees are found in** coastal areas.
4. **Very few plants grow in** Polar Regions.
5. **The ice houses in which Eskimos live are called** igloos.
6. **The lowland between two mountains is called a** valley.

### EXERCISE

Fill in the blanks with correct option.

1. **All around the earth there is** air.
2. **High lands are called** hills.
3. Many **people live in the** plains.
4. **Very few plants grow in a** desert.
5. **Many animals live in** forests.
6. **On the coast, the air is** humid.
7. **Coconut trees are found near** coastal areas.
8. **Eskimos live in the houses made of** ice slabs.

### Video Link

<https://www.youtube.com/watch?v=1L7EI0vKVuU>

<https://www.youtube.com/watch?v=1PLATj7TrpU>

#### Day-2

B. Match the following.

- |    |                   |   |                      |
|----|-------------------|---|----------------------|
| 1. | <del>Plain</del>  | → | a. land near sea     |
| 2. | <del>Forest</del> | → | b. dry land          |
| 3. | <del>Coast</del>  | → | c. trees and animals |
| 4. | <del>Desert</del> | → | d. flat land         |

Dictation Words (Learn the spellings of these words)

**Plains, Forests, Deserts, Coasts, Regions, Mountains, Valley, Hills**

### Video Link

<https://www.youtube.com/watch?v=7jfWm2jTFf4>

### Activity

**Try to build a house with the help of ice cream sticks or thermopole sheet.**

### Day-3

Answer these questions in short.

1. Why do many people live in the plain?

Ans. **In the plains living conditions are suitable.**

2. What do you see in a forest?

Ans. **We see many wild plants and animals**

Video Link

<https://www.youtube.com/watch?v=ht1JqhmtCEQ>

### Week 2

#### Day-1

Answer these questions in short.

3. What are deserts?

Ans. **Dry and sandy land is called desert.**

4. Why do few people and animals live in deserts?

Ans. **In desert land is very dry. Little rain and water. Only few plants can grow.**

Video Link

<https://www.youtube.com/watch?v=ht1JqhmtCEQ>

#### Day-2

5. Why do houses in hilly areas have sloping roofs?

Ans. **To let the rain water flow away easily, they make such roof.**

6. Where do you find most of the water in the earth? Ans. **In**

**seas and oceans**

Activity

**Collect and paste different pictures of plains and deserts.**

Video Link

<https://www.youtube.com/watch?v=DAs7lqce1cl>

#### Day-3

Guess who, I am

1. **I cover most of the earth surface I am water.**

2. **I am a house made of slabs, I am igloo.**

3. **I am a very big and very high land; I am a mountain.**

4. I am a hot and dry place with lots of sand, I am a desert.
5. I am a small high land; I am a hill.

#### ACTIVITY

**Match the pictures to the places where they are found.**

Video Link

<https://www.youtube.com/watch?v=9hQZCiZ21fk>

### Week 3

#### Day-1

Fill in the blanks.

1. **Plants with strong, thick and woody stem** trees.
2. **Plants with thin, woody stems** shrubs.
3. **Plants with thin soft, soft stem** herbs.
4. **Plants which run along the ground are known as** creepers.
5. **Plants which need support to climb and grow are known as** climbers.
6. **Rose plants have** thorns on their stem.
8. **The leaves make food for the plants.**

Activity

**Make a list of plants with their types around your house.**

Video Link

<https://www.youtube.com/watch?v=UAd02fYclBq>

#### Day-2

#### EXERCISE

- A. Fill in the blanks with correct option.
1. Branches **bears** leaves, flowers and fruits.
  2. **Herbs** are delicate plants.
  3. Creepers **have weak stems**.
  4. **The pea plant is a** climber.
  5. **A tree has a trunk**

Dictation Words (Learn the spellings of these words)

**Nutrients, Starch, Carbohydrates, Proteins, Roughage, Minerals, Vitamins, Diet.**

Video Link

<https://www.youtube.com/watch?v=IYxfz1PSfZ0>

### Day-3

Name the following.

1. **The root of these plants grows deep into the soil** trees.
2. **The stem of these plants are woody** shrubs.
3. **These plants creep along ground** creepers.
4. **These plants are always green and live for one season** herbs.
5. **These turns into fruit** flower.
6. **New plants grow from this** seed.

#### Activity

**Take a pot and fill it with soil. Sow a few Lobia seeds in the soil. Keep it in the open and water every day. In 2 to 3 days" time you will see plants growing out of the seeds.**

#### Video Link

<https://www.youtube.com/watch?v=TE6xptjgNR0&t=41s>

### Week 4

#### Day-1

Answer these questions in short

Q.1 What is the stem of a tree called?

Ans. **The stem of tree is called trunk.**

Q.2 What are branches?

Ans. **Small stems of trunk are called branches.**

Q.3 For how long do herbs live?

Ans. **Herbs live only for one season.**

#### Video Link

[https://www.youtube.com/watch?v=1qvt\\_H61NB0](https://www.youtube.com/watch?v=1qvt_H61NB0)

#### Day-2

Q.4 From which type of plants do we get most of the vegetables?

Ans. **We get most of the vegetables from climbers and creepers.**

Q.5 What is climber?

Ans. **The plants that need support to climb and grow are called climbers.**



Video Link

<https://www.youtube.com/watch?v=ulcA5g-2pxs>

### Day-3

Q.6 Why do some plants have thorns?

Ans. **Plants have thorns to protect from being eaten by animal.**

### Activity

**Find out whether the following plants are trees, herbs or shrubs.**

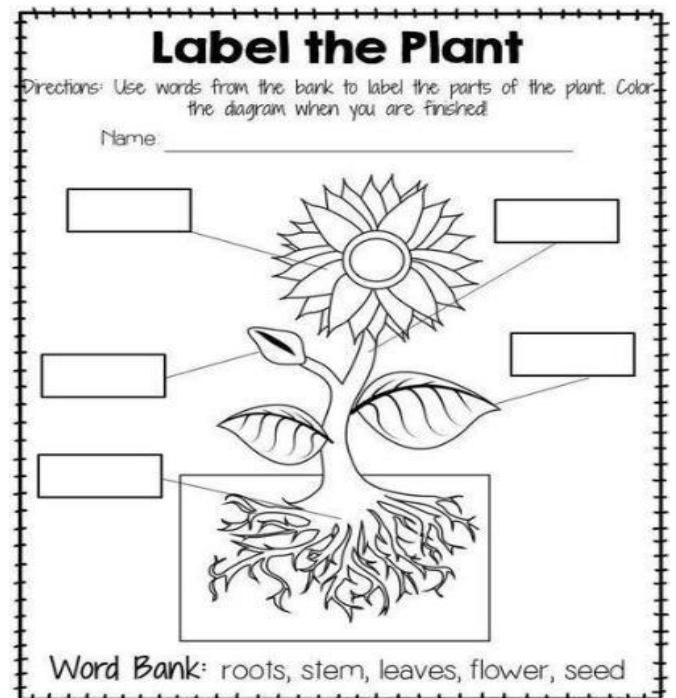
\*LABELLING\*

(Label different parts of plant)

Dictation Words (learn the spellings of these words)

**Trees, Shrubs, Herbs, Climbers, Creepers,**

**Thorny, Stems, Slides**



Video Link

[https://www.youtube.com/watch?v=wu\\_9tIK4DWo](https://www.youtube.com/watch?v=wu_9tIK4DWo)

### **Week 5**

### **Day-1**

Fill the blanks

1. **We eat root of radish.**
2. **We eat the stem of potato.**
3. **We use clove as a spice in our food.**

4. **We get chocolate from cocoa seeds.**
5. **We get perfumes from flowers like rose and jasmine.**
6. **We get oil from sunflower seeds.**

Activity

**Make a list of 10 vegetables.**

Video Link

<https://www.youtube.com/watch?v=WS6AIG7q148>

### Day-2

A. Fill in the blanks with the correct option

1. Spices **help to make our food tasty.**
2. **Basil is used to treat cough and cold.**
3. **Henna is used as a dye.**
4. **We get rubber from the juice of rubber tree.**
5. **Jasmine plants are used for making perfumes.**
6. **Plants give us clean air to breathe.**

Dictation Words ( Learn the spellings of these words)

**Fibres, Medicines, Perfumes, Dyes, Rubber, Gums, Wooden Products, Environmental**

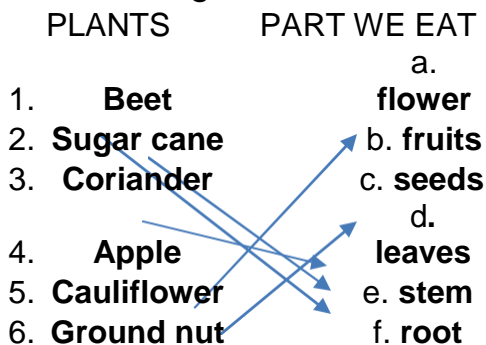
Video Link

[https://www.youtube.com/watch?v=nZIIfNX\\_mb0](https://www.youtube.com/watch?v=nZIIfNX_mb0)

### Day-3

Match the following

PLANTS	PART WE EAT
1. <b>Beet</b>	a. <b>flower</b>
2. <b>Sugar cane</b>	b. <b>fruits</b>
3. <b>Coriander</b>	c. <b>seeds</b>
4. <b>Apple</b>	d. <b>leaves</b>
5. <b>Cauliflower</b>	e. <b>stem</b>
6. <b>Ground nut</b>	f. <b>root</b>



Answer these questions in short

Q.1 Which part of the carrot plant do we eat?

Ans. **We eat root of carrot plant.**

Video Link

[https://www.youtube.com/watch?v=aQaSB\\_npHfg](https://www.youtube.com/watch?v=aQaSB_npHfg)

## Week 6

### Day-1

C. Answer these questions in short

Q.2 From which part of plants do we get oil?

Ans. **We get oil from seed of the plant.**

Q.3 From which plant do we get chocolate?

Ans. **We get chocolate from cocoa seeds.**

Video Link

[https://www.youtube.com/watch?v=zJdeQABAc\\_w](https://www.youtube.com/watch?v=zJdeQABAc_w)

### Activity No 1 (Do it on your book)

Look around your school. Make a list of the things which are made from parts of plants.

### Day-2

Q.4 How is the neem plant important to us?

Ans. **Neem is used in toothpastes and soaps**

Q.5 Name two flowers from which perfumes are made?

Ans. **We get perfumes from rose and jasmine flowers.**

Q.6 Name one plant from which we make paper?

Ans. **We make paper from bamboo plants.**

Video Link

<https://www.youtube.com/watch?v=7IP0Ch1Va44>

### Day-3

Q.7 Name any three uses of coconut plants.

Ans.

1. **We eat its fruit**

2. **We use its oil**

3. **We make ropes and mats from it.**

### Activity

**Collect some flowers and leaves. Make a nice flower arrangement and keep it in your classroom.**

Video Link

<https://www.youtube.com/watch?v=rdw77C5Yivc>

### Week 7

#### Day-1

- **1. Go to a nearby park or a farm with your parents and collect a leaf each from the trees, shrubs and herbs growing there. Paste them separately under the groups of trees, herbs and shrubs. Write the names of each plant under the leaf.**
  
- 2. Go to vegetable market with an elder. Make a list of the fruits and vegetable available. Find out whether they are from a tree, a shrub or a herb.**

#### Day-2, 3

#### **Making a model of landscape**

- **Take a cardboard. Make Mountains, hills plain and seas on it with the help of plasticize. Stick cotton on the mountain peaks to show snow. You can use small toys and other household things to show the forest, farms, houses, roads, etc.**