



# Summer Vacations Homework 2020

Class : Prep

**Cantt Public Education System**

**A NEW FRONTIER IN LEARNING**

Dear Students,

We hope that you and your families are keeping well during ongoing health crises. It is more and more likely that schools may not open till July 2020. Therefore, we are pleased to share our plans for online instructions and home work activities.

As of 1<sup>st</sup> June 20, we will be starting a robust, interactive teaching programme. The curriculum will be taught through various online platforms, video lectures and live interaction with teachers as well as carefully designed home work, which all students will complete at their own time. We shall pursue following time table:-

<b>DAYs</b>	<b>Timings</b>	<b>Subjects</b>	<b>Remarks</b>
Monday	0900 - 0940	Naazra/Islamiate/GK	Principals shall ensure availability of subject teachers to students for coaching/clarification of doubts etc
To	1000 - 1040	English	
	1100 - 1140	Urdu	
Saturday	1200 -1240	Maths	

Beloved scholars, home work for following subjects has been included in this booklet:-

Ser	Subject	Pages	
		From	To
1	Maths	1	21
2	English	22	42
3	Urdu	43	62
4	General Knowledge		

Our main objective is to keep you in touch with your studies rather than to put you under unjustified burden. Therefore, a pragmatic program has been planned for your educational progression. Stay home, stay safe and stay connected with your studies.


**Regards,**

MathsWeek 1 Day 1


Name \_\_\_\_\_

**Horizontal Addition**


Read the problem. Write the answer on the line.




7 + 1 = \_\_\_\_




3 + 4 = \_\_\_\_




4 + 1 = \_\_\_\_




6 + 3 = \_\_\_\_




3 + 2 = \_\_\_\_



5 + 4 = \_\_\_\_



9 + 1 = \_\_\_\_



7 + 3 = \_\_\_\_

Week 1 Day 2

## Addition to 10



Solve the addition problems.



$$1 + 3 = \underline{\quad}$$



$$5 + 5 = \underline{\quad}$$



$$5 + 1 = \underline{\quad}$$



$$3 + 3 = \underline{\quad}$$



$$2 + 3 = \underline{\quad}$$



$$9 + 1 = \underline{\quad}$$



$$6 + 2 = \underline{\quad}$$



$$4 + 2 = \underline{\quad}$$

**Week 1 Day 3**

Name \_\_\_\_\_

**Sea Life Subtraction**

Solve. Draw an X on the pictures that are subtracted.


$$5 - 2 = \underline{\hspace{2cm}}$$




$$6 - 1 = \underline{\hspace{2cm}}$$



$$10 - 5 = \underline{\hspace{2cm}}$$




$$3 - 2 = \underline{\hspace{2cm}}$$



$$4 - 3 = \underline{\hspace{2cm}}$$



$$7 - 5 = \underline{\hspace{2cm}}$$



Week 2 Day 1




# Bugs

Name \_\_\_\_\_

# subtraction


Directions: Use the pictures to solve the problem.  
Write the difference.




$$5 - 3 =$$




$$6 - 2 =$$




$$10 - 7 =$$



$$8 - 4 =$$



$$7 - 6 =$$



$$9 - 5 =$$

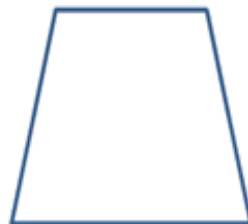
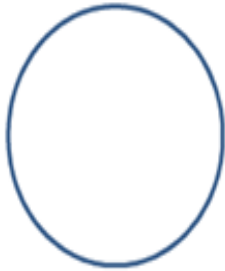
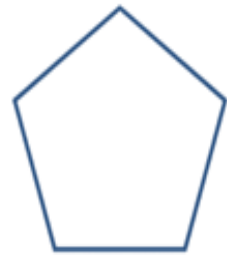
A Planning Paperline product. ©2017 by Amy Nelson. All rights reserved.

Week 2 Day 2

SHADE THE CIRCLES SHEET 1



Shade all the circles below.



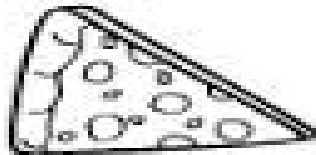
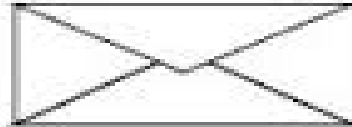
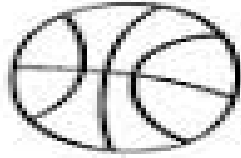



How many circles can you count? \_\_\_\_

## Week 2 Day 3

### Shape Matching

Match the shapes to the objects with a crayon.  
Color all the objects.

Name: \_\_\_\_\_



Color the correct shape.

star				
rectangle				
circle				
square				
oval				
triangle				





**Week 3 Day 2**

Name: \_\_\_\_\_

zero

1. Write the word.

\_\_\_\_\_

-----

\_\_\_\_\_

2. Color the word.

zero zero

3. Circle the word.

zero	nine	four	five	four
	nine	zero	zero	five
four	nine	five	four	zero

4. Cut and paste the word.

\_\_\_\_\_

5. Trace the word.

zero

Name - \_\_\_\_\_

one

1. Print the word.

\_\_\_\_\_

-----

\_\_\_\_\_

2. Color the word.

one one one

3. Circle the word.

Six	one	ten	five
One	seven	two	one
One	three	nine	two

4. Trace the word.

one

5. Cut and glue the word


\_\_\_\_\_

e n o

Week 3 Day 3




two bikes



two snakes



two apples



Trace and write the number two.

Name \_\_\_\_\_

Date \_\_\_\_\_



Three Three Three

Three Three Three

Three Three Three

Three Three Three

Three Three Three

Three Three Three

Week 4 Day 1

Name: \_\_\_\_\_

One More

5	
8	
1	
15	
19	
3	
12	

One Less

6	
7	
2	
1	
9	
14	
20	

**Week 4 Day 2**

Name: \_\_\_\_\_

What Comes After (1-20)?

14 \_\_\_\_\_

19 \_\_\_\_\_

11 \_\_\_\_\_

7 \_\_\_\_\_

4 \_\_\_\_\_

17 \_\_\_\_\_

13 \_\_\_\_\_

6 \_\_\_\_\_

10 \_\_\_\_\_

Write the number comes just before ...

, 6, 2, 4, 7, 5, 8, 7, 3, 1, 10, 2, 6, 3, 4, 8, 9

Name: \_\_\_\_\_ KG \_\_\_\_\_ Date: \_\_\_\_\_

Q. Write number: (before, between, after)

Before

\_\_\_\_ 8

\_\_\_\_ 17

\_\_\_\_ 12

\_\_\_\_ 1

\_\_\_\_ 20

\_\_\_\_ 44

\_\_\_\_ 65



Between

1 \_\_\_\_ 3

20 \_\_\_\_ 22

8 \_\_\_\_ 10

14 \_\_\_\_ 16

31 \_\_\_\_ 33

19 \_\_\_\_ 21

11 \_\_\_\_ 13



After

6 \_\_\_\_

13 \_\_\_\_

29 \_\_\_\_

34 \_\_\_\_

17 \_\_\_\_

42 \_\_\_\_

39 \_\_\_\_






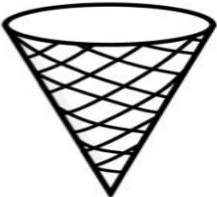
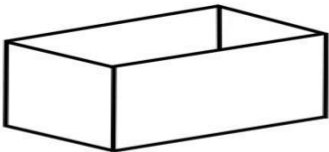









Week 5 Day 1


Name: \_\_\_\_\_

## Everyday 3D Shapes

Color the shapes using the key below.







 Red	 Blue	 Yellow
		
		
		

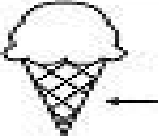



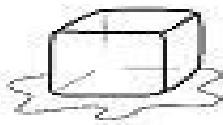
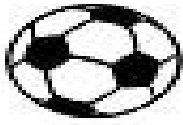

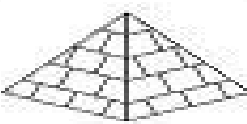
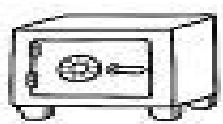
Name \_\_\_\_\_

  
© Max Gifford

## 3D SHAPES



Write what shape each real life object is.

 cube	 pyramid	 cylinder
 cone	 sphere	 rectangular prism

		
_____	_____	_____
		
_____	_____	_____
		
_____	_____	_____

Week 5 Day 2

## Match the 3D Shapes



cylinder

rectangular  
prism

cube

cone

sphere











































Week 6 Day 2

# Pattern

Circle the shape that comes next.

















					
					
					
					
					
					

Week 6 Day 3

Name \_\_\_\_\_






# Which Clock is It

Directions: Read the digital time. Color the clock that shows the matching hour.

 	 
<p><b>9:00</b></p>	<p><b>3:00</b></p>
 	 
<p><b>1:00</b></p>	<p><b>2:00</b></p>
 	 
<p><b>11:00</b></p>	<p><b>12:00</b></p>
 	 
<p><b>10:00</b></p>	<p><b>5:00</b></p>

Week 7 Day 1name \_\_\_\_\_  
**Draw the Time**

Directions: Draw hands on the clock to show the time.

**10:00****3:00****8:00****9:00****11:00****1:00****4:00****7:00****12:00**

Week 7 Day 2

Name : \_\_\_\_\_

**four**

# Sight word Practice



Color it

four

Read it

**four**

Highlight it

all	four	she
four	when	four
brown	four	must
four	pretty	four

no four she

ride four

like came

four white be

four do four

say  four

I found  four words.

Trace it

four

Write it

\_\_\_\_\_

\_\_\_\_\_

\_\_\_\_\_




Write it in a sentence

I have \_\_\_\_\_ dolls.

Week 7 Day 3

## Tracing Numbers &amp; Number Words - Number Five

Read, count, and color. Trace neatly on the lines.



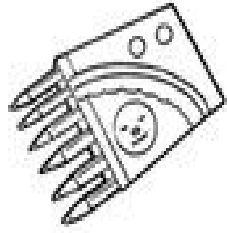
5 5 5 5 5 5

5 5 5 5 5 5

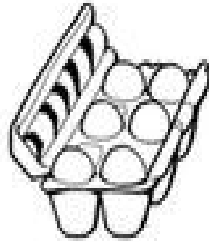
five five five

five five five

Week 8 Day 1




\_\_\_\_\_ six \_\_\_\_\_ crayons



\_\_\_\_\_ six \_\_\_\_\_ eggs



\_\_\_\_\_ six \_\_\_\_\_ mugs



Trace and write the number six.



**Week 8 Day 2**

\_\_\_\_\_

seven candles



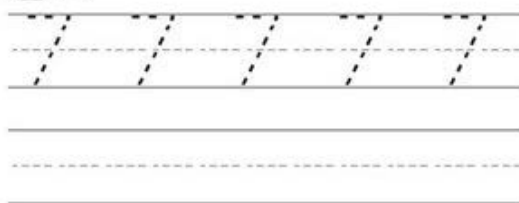
\_\_\_\_\_

seven balloons



\_\_\_\_\_

seven rings



Trace and write the number seven.

\_\_\_\_\_

\_\_\_\_\_

\_\_\_\_\_

Trace and write the number eight.

Name: \_\_\_\_\_



\_\_\_\_\_

eight birds



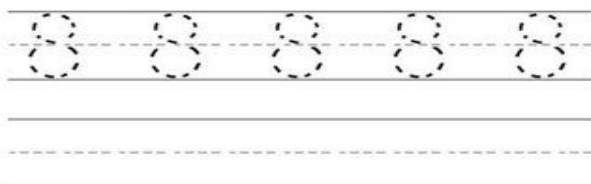
\_\_\_\_\_

eight socks



\_\_\_\_\_

eight stars



**Week 8 Day 3**



Name \_\_\_\_\_

Color 9 images.

Let's trace it!

					You try it!
					You try it!

Circle the box with nine images.

--	--	--	--


Practice writing the word ten.

---



---



---

Numbers in Words		
Unscramble the words		
1	eon	
2	wot	
3	eehrt	
4	oruf	
5	iefv	
6	ixs	
7	enesv	
8	gtehi	
9	einn	
10	nte	

ENGLISH

Week 1 Day 1

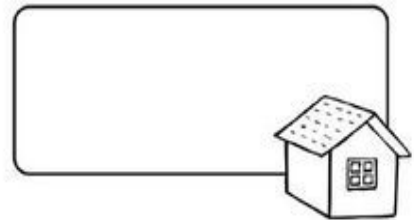
IT'S ALL ABOUT...



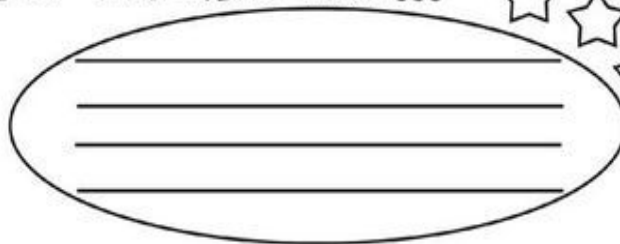
THIS IS  
  
**ME**

I AM   
YEARS OLD  
○○☆○○

I LIVE IN



MY FRIENDS ARE...



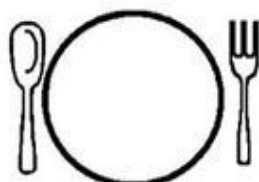
THIS IS  
MY FAMILY

I WANT TO BE A  
  
WHEN I GROW UP

MY FAVORITE...



COLOR



FOOD



TV SHOW



BOOK

Week 1 Day 2**ALPHABET LETTERS**

Fill in the missing letters.

A		C	D
	E		G
I		K	
	M		O
Q	R		T
	U		W
Y	Z		



Fill in the letters.

A		C		E
F		H		J
K		M		O
P		R		T
U		W		Y
		Z		

**Week 1 Day 3**

**Which Picture Shows the Short Vowel?**

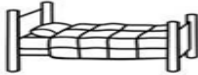


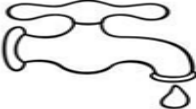
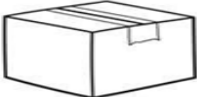



*Color the picture that matches the short vowel sound that is shown.*

a			
i			
e			
o			
u			

**Missing Vowels**

NAME: \_\_\_\_\_

Directions: Can you help find the missing vowels? Look at each picture and say the word out loud, what vowel sound do you hear? Write the correct vowel in the empty space.

	b _ d		_ a _ g
	r _ t		_ i _ p
	b _ x		_ u _ g
	_ e _ n		b _ _ n

**a e i o u**








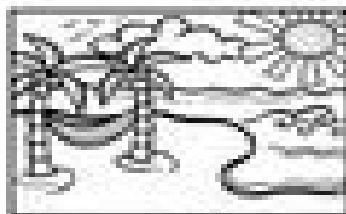
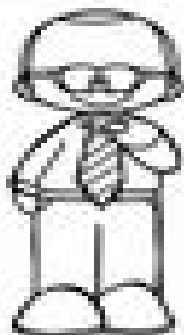


Week 2 Day 2

Name: \_\_\_\_\_

# Color the Nouns







Color the nouns using the key below.



© Mrs. Teaching, Inc.






Week 2 Day 3**Complete the Word**

Trace the letters and write the missing vowel to complete the word.

 _____ t _ b _____	 _____ s _ n _____
 _____ m _ t _____	 _____ st _ b _____
 _____ sh _ d _____	 _____ y _ k _____

**Say it, Connect it, Write it**

For each picture, say the word, connect the letters to build the word and then write it.

	f   a   v n   e   r	_____ _____ _____
	q   a   g t   o   h	_____ _____ _____
	k   i   g r   a   v	_____ _____ _____
	t   e   p j   a   f	_____ _____ _____
	j   e   r b   a   h	_____ _____ _____



Week 3 Day 1

Fill in either a "b" or a "d" to complete the words.



\_\_anana




\_\_all



\_\_uck



\_\_at




\_\_og



\_\_ice



\_\_ir\_\_



\_\_ragon



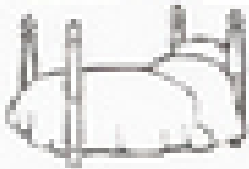
\_\_rea\_\_



\_\_ear\_\_



\_\_ust\_\_in



\_\_e\_\_



\_\_o\_\_y



\_\_u\_\_



\_\_le\_\_u



\_\_rea\_\_



Scoo\_\_y\_\_oo



\_\_us



\_\_ive



\_\_evil



\_\_eer



\_\_oar\_\_

Week 3 Day 2**Find the Nouns!**

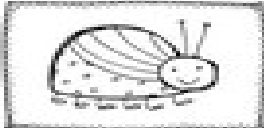


A noun is the name of a person, place, thing, or idea. Can you find all the nouns in the following sentences? Circle the nouns you discover!

1. Gary went to school.
2. Alaska is a beautiful place.
3. I love pizza.
4. Today is very hot.
5. Sam and Kate made bread.
6. The dog is barking.
7. English is fun to learn.
8. Russia can be very cold.
9. My name is Sarah.

Name: \_\_\_\_\_

### Beginning Sounds

Match the first letter of the word to the correct picture.

								
<input type="checkbox"/> ug	<input type="checkbox"/> ot	<input type="checkbox"/> ox						
								
<input type="checkbox"/> en	<input type="checkbox"/> up	<input type="checkbox"/> un						
<table style="width: 100%; border-collapse: collapse;"> <tbody> <tr> <td style="border: 1px solid black; padding: 5px;">p</td> <td style="border: 1px solid black; padding: 5px;">b</td> <td style="border: 1px solid black; padding: 5px;">p</td> <td style="border: 1px solid black; padding: 5px;">c</td> <td style="border: 1px solid black; padding: 5px;">f</td> <td style="border: 1px solid black; padding: 5px;">b</td> </tr> </tbody> </table>			p	b	p	c	f	b
p	b	p	c	f	b			

© 2010 by Linda Ward Beech

Week 3 Day 3

## Nouns — Word Search

A noun is the name of a person, animal, place or thing.  
 There are six nouns in the puzzle below. Find them and circle them.  
 Write them down in the correct column below.











s	h	o	p	d	t	d	y	n	d
r	a	x	t	g	a	t	e	d	e
q	f	i	r	e	m	a	n	w	f
g	c	h	d	u	c	k	g	t	o
s	p	i	b	d	o	c	t	o	r
s	c	h	o	o	l	r	v	y	l

**Week 4 Day 1**

Name: \_\_\_\_\_



**Person, Place or Thing**







	Person		Person
	Place		Place
	Thing		Thing
	Person		Person
	Place		Place
	Thing		Thing
	Person		Person
	Place		Place
	Thing		Thing
	Person		Person
	Place		Place
	Thing		Thing


**Vowel sound: e** ★


Draw lines connecting the vowel sound **e** to the pictures that have the same sound in the middle.







  






Fill in the missing letter in each word.

	b _ ll		h _ n
	w _ ll		t _ n
	l _ g		p _ g

Week 4 Day 2

Name: \_\_\_\_\_

1. Say the name of each picture below.  
Color the pictures with the short e sound.



Short

e



wet

2. Circle the words with the short e sound.

pen

pet

eat

wed

let

bee

den

she

meal

hen

red

get

3. Write 3 words with the short e sound.

\_\_\_\_\_


\_\_\_\_\_

\_\_\_\_\_

Week 4 Day 3**Hens in a Pen**

Ben and Jen  
 Have a big fat hen.  
 That big fat hen  
 Is in a pen!

Ken has a hen.  
 No, he has ten!  
 Ken, Ben, and Jen  
 Put their hens in a pen.



H h



hat

H H H H H H H H

H H H H H H H H

H H H H H H H H

h h h h h h h h

h h h h h h h h

Week 5 Day 1

## The Letter H



Directions: Circle the pictures that start with the letter H.



**Week 5 Day 2**

**Color all the pictures that begin like /h/ green!**

**Color all the other pictures red!**



**Verbs**  
Matching

Match the words with their corresponding images :

• walk

• run

• play

• read

• write

• jump

• talk





Week 5 Day 3

Name \_\_\_\_\_

**Find the Verbs!**

A verb is a word that describes an action or a state of being. Can you find all the verbs in the following sentences? Circle the verbs you discover!

1. It was very cold yesterday.
2. The kids are very loud.
3. Sheena is sick today.
4. Mom got a new pair of shoes.
5. Ted is watching a movie.
6. The sun rises from the east.
7. Mr. Larson talked on the phone.
8. She ran across the bridge.
9. Marnie lives in the blue house.

**Where is the Verb?**

A **verb** is a word that tells what a person or thing does.

The sun **shines**.



Circle the **verb** in each sentence.

**Ships sail on the sea.**



**She sits in the sun.**

**Waves roll in.**



**They play a game.**

**He throws a ball.**





**Week 6 Day 1**

*Read and match.*

Name:

	<b>bread</b>	
	<b>buns</b>	
	<b>butter</b>	
	<b>cake</b>	
	<b>cheese</b>	
	<b>chips</b>	
	<b>egg</b>	
	<b>hamburger</b>	
	<b>ice cream</b>	
	<b>sausages</b>	





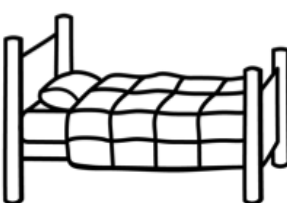

	<b>ball</b>	
	<b>crab</b>	
	<b>hat</b>	
	<b>hot</b>	
	<b>ice cream</b>	
	<b>sandcastle</b>	
	<b>shell</b>	
	<b>sun</b>	
	<b>sunflower</b>	
	<b>sunglasses</b>	
	<b>tent</b>	
	<b>umbrella</b>	

**Week 6 Day 2**

# I Can Read Words



Directions: Say the name for each picture.  
Circle the word that matches the picture. Color the pictures.









 <b>pin pig</b>	 <b>map mop</b>	 <b>pen pet</b>
 <b>wag wet</b>	 <b>bet bed</b>	 <b>hit hip</b>



## Action!

Directions: Write the action word for each picture.

- eat      draw      climb      sleep  
ski      hug      cook      drive      write

 _____ _____ _____	 _____ _____ _____	 _____ _____ _____
 _____ _____ _____	 _____ _____ _____	 _____ _____ _____
 _____ _____ _____	 _____ _____ _____	 _____ _____ _____

**Week 6 Day 3**

Match the pictures with the correct actions.  
Write the correct number under the picture.



1. Tim dresses up in his favorite shirt.
2. Daniel woke up early.
3. Bill plays with his pet.
4. Martha loves to cook noodles.
5. They like playing soccer.
6. Kevin shoots a basket.

Name: \_\_\_\_\_

a

e

**Long Vowel Review**

Write the long vowel for each word below.

i

u

o



b e

val

h y



g at

c ke

l ight



r ler

k y





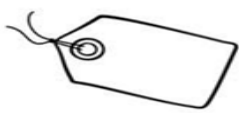






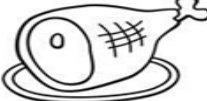
pl te

**Week 7 Day 1**

**Missing Vowels** Name: \_\_\_\_\_

Directions: Can you help find the missing vowels? Look at each picture and say the word out loud, what vowel sound do you hear? Circle the correct vowel.



 a e i o u	 a e i o u	 a e i o u
 a e i o u	 a e i o u	 a e i o u
 a e i o u	 a e i o u	 a e i o u
 a e i o u	 a e i o u	 a e i o u

**sentence  
scramble**

Rewrite the sentences so that they make sense.



big That is web. a

for boy a The run. went

will I on my hat. put

dog is the at vet. The

pen. Here red a is

**Week 7 Day 2**



lame \_\_\_\_\_

**Sentence Unscramble**

Write the words in the correct order  
make a sentence.




The is  
boy sad.




pop is  
good. The



like the  
I frog.



The bug  
is red.




wings. A  
bee has

Name: \_\_\_\_\_

**My Body**

Use these labels to name the parts of the body.

- |      |          |       |      |       |
|------|----------|-------|------|-------|
| eye  | foot     | nose  | knee | ankle |
| head | shoulder | neck  | hand |       |
| arm  | mouth    | elbow | leg  |       |



Week 7 Day 3

PLURAL NOUNS

😊 Write the plural nouns.



CAR



CARS \_\_\_\_\_



APPLE



\_\_\_\_\_



RULER



\_\_\_\_\_



BIRD



\_\_\_\_\_

**What is the Plural?**

Singular

Plural

1. shoe



\_\_\_\_\_

2. dog



\_\_\_\_\_

3. sheep



\_\_\_\_\_

4. man



\_\_\_\_\_

5. mouse



\_\_\_\_\_

6. cat



\_\_\_\_\_

7. bug



\_\_\_\_\_

**Week 8 Day 1**

Name: \_\_\_\_\_

# Article Sentences

a

an

It is \_\_\_\_\_ elephant.

It is \_\_\_\_\_ cat.

It is \_\_\_\_\_ house.

It is \_\_\_\_\_ olive.

It is \_\_\_\_\_ koala.






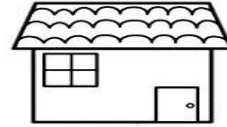

It is \_\_\_\_\_ igloo.

It is \_\_\_\_\_ alien.

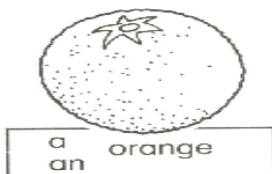


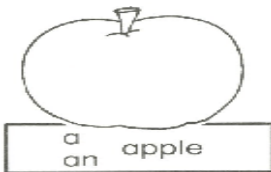

It is \_\_\_\_\_ mushroom

It is \_\_\_\_\_ umbrella.

It is \_\_\_\_\_ pumpkin.



© J. Burrows 1990





**Week 8 Day 2**

**CVC. Build a word. Write the word**  
 Cut out the words and paste them above the correct picture.  
 Then write the word below the picture.



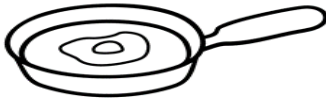



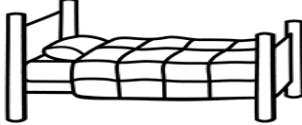

cat	net	bin
log	tin	cow

Name: \_\_\_\_\_

**CVC Words**










Color the word that matches the picture.

	dog log fog		bet met jet
	can fan pan		fig pig rig
	tab tub tan		lid kid lip
	fed bid bed		cat bat sat

**Week 8 Day 3**

Draw a line to match the word with the picture. Write the word.

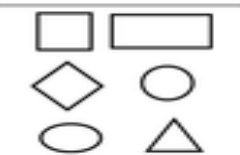

cat		<input type="text"/>
cap		cat
tub		<input type="text"/>
pen		<input type="text"/>
lip		<input type="text"/>
fox		<input type="text"/>
tap		<input type="text"/>

Name: \_\_\_\_\_

*sh*

Date: \_\_\_\_\_

shoe fish shirt sheep shark  
shapes shop shell ship



# اردو

Week 1 Day 1

Colour the Urdu Alphabet

ا ب پ ت ٹ ث

ج چ ح خ د ڈ ذ

ر ز ژ س ش ص ض

ط ظ ع غ ف ق ک گ

ل م ن و ہ ع ی ے

Week 1 Day 2

حروف تہجی "ا سے ٹ" تک لکھیں۔

ٹ	ٹ	ت	پ	ب	ا	ا

Week 1 Day 3

# نمونہ لکھائی

## حروف کی آدھی اشکال

ب پ ت ٹ ش

ج چ 7 7.

ض ص ش ۳

ع غ ف و

ک گ ل م

ن ہ یر

Week 2 Day 1

## آدھی اشکال لکھیں۔

_____	_____	ض	_____	_____	ب
_____	_____	ع	_____	_____	پ
_____	_____	ظ	_____	_____	ت
_____	_____	فا	_____	_____	ث
_____	_____	قا	_____	_____	ش
_____	_____	ک	_____	_____	چ
_____	_____	گ	_____	_____	ج
_____	_____	ل	_____	_____	ط
_____	_____	م	_____	_____	ڈ
_____	_____	ن	_____	_____	ذ
_____	_____	پ	_____	_____	ڈ
_____	_____	ی	_____	_____	ظ

Week 2 Day 2


	ج	ج + ا ← جا
	جو	ج + و ← جو
	جی	ج + ی ← جی
	جے	ج + ے ← جے

Week 2 Day 3

☆ حروف کی آدھی اشکال لکھیے:

\_\_\_\_\_ = ب = \_\_\_\_\_

\_\_\_\_\_ = س = \_\_\_\_\_

\_\_\_\_\_ = غ = \_\_\_\_\_

\_\_\_\_\_ = ک = \_\_\_\_\_

\_\_\_\_\_ = ن = \_\_\_\_\_

تجزیاتی ورک شیٹ

☆ خالی جگہ پُر کریں:


ا ب \_\_\_\_\_ ت \_\_\_\_\_ ث

\_\_\_\_\_ چ \_\_\_\_\_ خ د ڈ \_\_\_\_\_

Week 1 Day 3




## Week 3 Day 1



حروف تہجی "ر سے ض" تک لکھیں۔

س		ز		ر
			ص	

: بعد میں آنے والے حرف لکھیں۔



Week 3 Day 2

☆ 'یہ' اور 'وہ' کے جملے بنائیے:

آم : یہ آم ہے۔

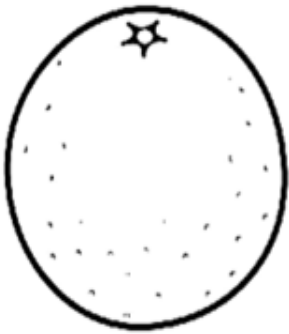
تالے :

جوتا :

جالا :

☆ سبزیوں اور پھلوں کے نام لکھیے:

سیب، گاجر، مالٹا



\_\_\_\_\_



\_\_\_\_\_

\_\_\_\_\_


### Week 3 Day 3

نیلا، پیلا، لال

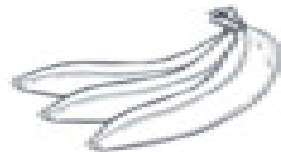
☆ تصاویر میں بنیادی رنگ بھریئے:



چٹلوں کو ان کے نام سے ملائیں



سیب  
مانسا  
کیلا  
دھنور  
آم  
تاشپاتی  
چیسری  
انناس  
کیوی




## Week 4 Day 1


حروف تہجی "ط سے ک" تک لکھیں۔  
خالی جگہ پر کریں۔

ف		ع		ط
			ک	

: بعد میں آنے والے حرف لکھیں۔



☆ "آ" کے ساتھ ملا کر دو حرفی الفاظ بنائیے:



## Week 4 Day 2



حرف 'خ' کی تھئی کی مشق کریں۔

خ	خ	خ	خ	خ	خ

نقطوں کو ملائیں اور تصویر میں رنگ بھریں۔



چوہا

چ	چ	چ	چ
چ	چ	چ	چ
.	.	.	چ

Week 4 Day 3

الفاظ توڑئے			
_____	آم	_____	بابا
_____	بولو	_____	بابھی
_____	آپا	_____	آتا
_____	تالا	_____	پاپا
_____	چاچا	_____	دادا
_____	ڈول	_____	خالو
_____	میرا	_____	دارا
_____	بیر	_____	لال

حروف تہجی "ل" سے "ی" تک لکھیں۔

خالی جگہ پر کریں۔

ہ		ن		ل
		ے		ء

Week 5 Day 1

## حروف جوڑنیے

ب	ا	ج	ا	باجا	
گ	ا	ج	ر		
گ	ے	ن	د		
م	ر	غ	ی		
ا	ن	ڈ	ا		
ن	ل	ک	ا		

ت	ا	ل	ا	
				
				
				
				
				
				

## Week 5 Day 2

چار حروف کے الفاظ کے

نہیں حرفی الفاظ درمیان سے لکھیں

یک	تیک	دیکھ	بھیل
کے			
یر	شیر	چچ	ویل
خیر	دیر	دین	سیب
میز	تیل	بیب	تیک
میل	بیر	نہیں	تیر

میرا تعارف

میں ایک \_\_\_\_\_ (لڑکی/ لڑکا) ہوں۔

میرا نام \_\_\_\_\_ ہے۔

میں \_\_\_\_\_ سال (کا/ کی) ہوں۔

میں \_\_\_\_\_ جماعت میں (پڑھتی/ پڑھتا) ہوں۔

میرے \_\_\_\_\_ بہن بھائی ہیں۔



**Week 5 Day 3**

☆ دیئے گئے ناموں میں سے پھلوں اور سبزیوں کے نام علیحدہ علیحدہ لکھیے:

آلو، آم، گوبھی، تربوز، پالک، کیلا،  
ٹماٹر، سیب، بھنڈی، گاجر، انگور، مالٹا

سبزیوں کے نام	پھلوں کے نام

☆ دنوں کے نام ترتیب سے لکھیے:

منگل، جمعرات، پیر، ہفتہ، بدھ، اتوار، جمعہ

\_\_\_\_\_

\_\_\_\_\_

\_\_\_\_\_

Week 6 Day 1

☆ واحد کے جمع لکھیے:

واحد	جمع
تارا	
باجا	
پتتا	
جوتا	

حروف تہجی

خالی جگہ پر کریں

آب \_\_\_\_\_ ٹ \_\_\_\_\_ ج

خ \_\_\_\_\_

د \_\_\_\_\_ ر \_\_\_\_\_



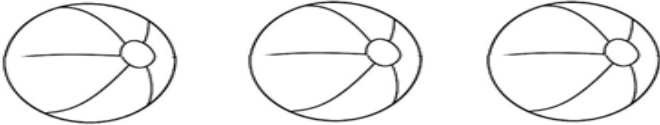


ش ص \_\_\_\_\_ ظ \_\_\_\_\_

ع \_\_\_\_\_ ق \_\_\_\_\_ گ \_\_\_\_\_

م \_\_\_\_\_ ہ \_\_\_\_\_ ء \_\_\_\_\_ ے \_\_\_\_\_

## Week 6 Day 2


☆ تصاویر گن کر ہندسے لکھیے:

تصاویر	ہندسے
	
	
	
	
	

دیئے گئے حروف کو درست  
ترتیب سے لکھ کر پھسل کا نام بنائیں



ی ی و ک



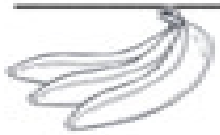
ی ی چ ر



آ م



ن ن ک س



ا ل ی ک



گ ن ر و



ا ا م ل



ی ش پ ن ا ت



ب ک س ی

Week 6 Day 3

مذکر مونث ملائیے

مونث



امی



بہن



دادی

مذکر



بھائی



دادا




ابو

☆ الفاظ میں کتنی لکھیے:

الفاظ	ہندسے	الفاظ	ہندسے
دو، چار، ایک، سات، آٹھ، تین، پانچ، چھ، دس، نو	۶		۱
	۷		۲
	۸		۳
	۹		۴
	۱۰		۵

Week 7 Day 1

میرا خاندان



Week 7 Day 2

میرا پسندیدہ کھیلونا



---

---

---

---

---

---

---

Week 7 Day 3

تصاویر پر تبادلہ خیال



---

---

---



---

---

---

---

**Week 8 Day 1**



---

---

---

---

---



Week 8 Day 2

## سال کے مہینے

julaee	جولائی	janvari	جنوری
agust	اگست	farvari	فروری
situmber	ستمبر	march	مارچ
actuber	اکتوبر	aprail	اپریل
nuvumber	نومبر	maee	مئی
disumber	دسمبر	june	جون

Week 8 Day 3