

Summer Vacations Homework 2020

Class : KG

Cantt Public Education System A NEW FRONTIER IN LEARNING

Dear Students!

We hope that you and your families are keeping well during ongoing health crises. It is more and more likely that schools may not open till August 2020. Therefore, we are pleased to share our plans for online instructions and home work activities.

As of 1st July 20, we will be starting a robust, interactive teaching programme. The curriculum will be taught through various online platforms, video lectures and live interaction with teachers as well as carefully designed home work, which all students will complete at their own time. We shall pursue following time table:-

DAYS	Timings	Subjects	Remarks
Monday To Saturday	0900 - 0940	Naazra / Islamiate / GK	Principals shall ensure availability of subject teachers to students for coaching/clarification of doubts etc
	1000 - 1040	English	
	1100 - 1140	Urdu	
	1200 -1240	Maths	

Beloved scholars, home work for following subjects has been included in this booklet:-

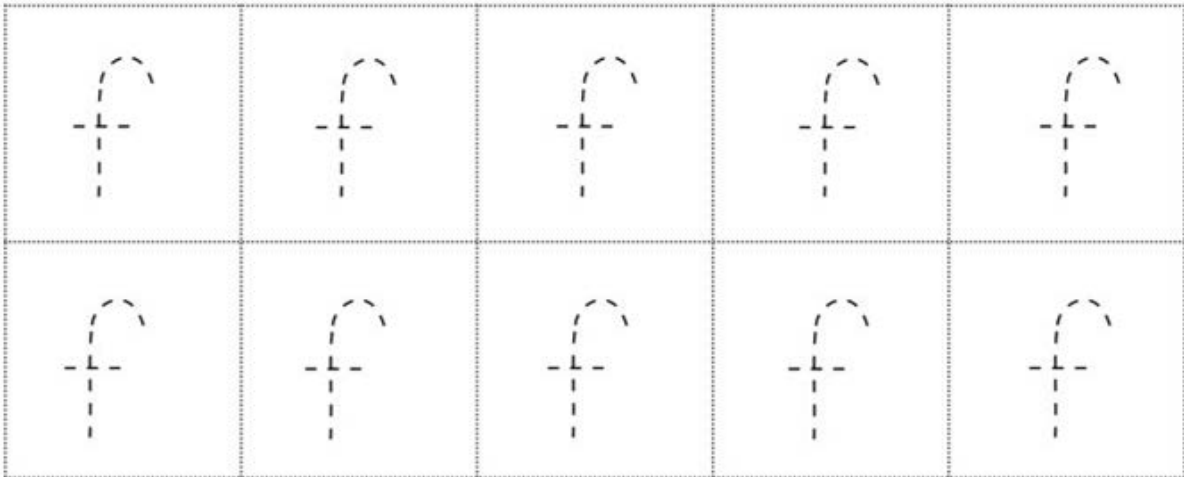
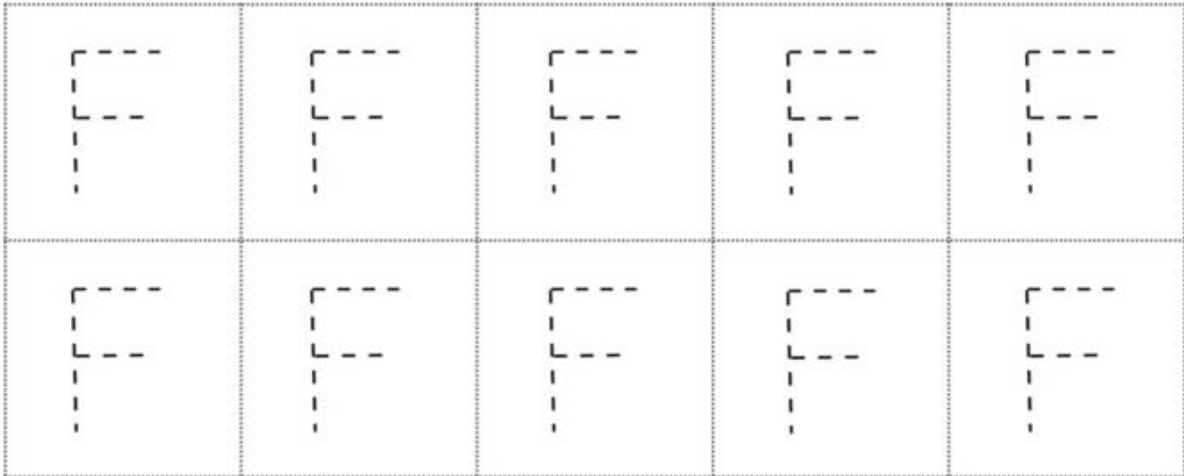
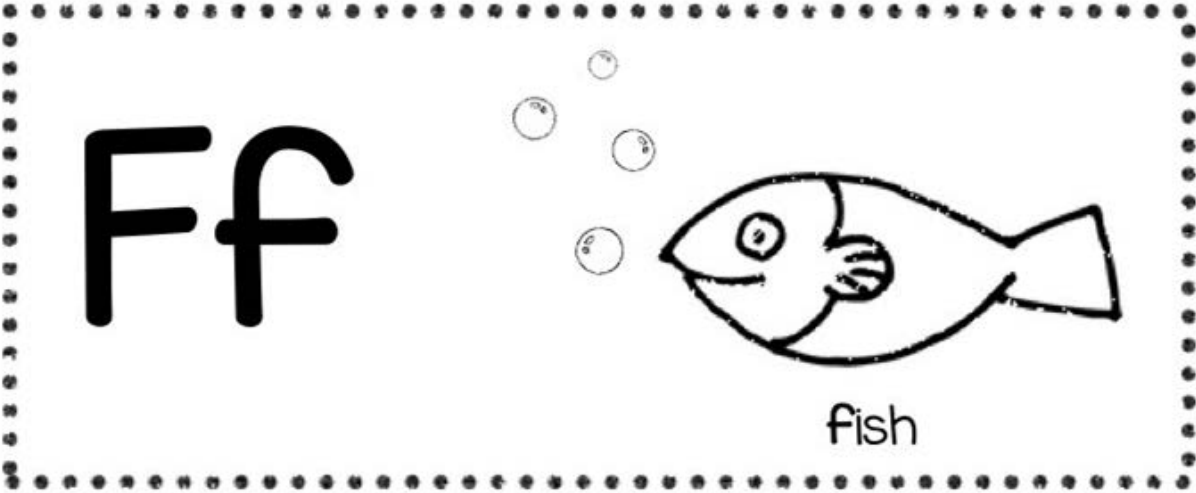
Ser	Subject	Pages	
		From	To
1	English	3	23
2	Maths	24	44
3	Urdu	45	66-
4	General Knowledge	67	68
5	Islamiyat	69	70

Our main objective is to keep you in touch with your studies rather than to put you under unjustified burden. Therefore, a pragmatic program has been planned for your educational progression. Stay home, stay safe and stay connected with your studies.

Regards,


English

Week 1 Day 1



Week 1 Day 2


Frog



Donkey



Fries



Flower



Drums



Mushroom



_____ rog



_____ lower



_____ ish





_____ ries



_____ an


Week 1 Day 3

Color Song

Orange is a Carrot, 
 Yellow is a pear,

Green is the grass, 

 And brown is a bear,

Purple is a plum, 

 Blue is the sky,

Black is a witch's hat, 


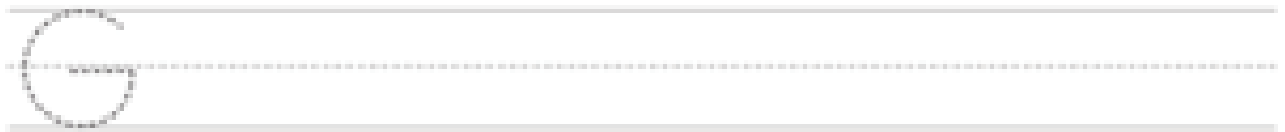

And red is cherry pie.



Week 2 Day 1 --- ACTIVITY: Fruit Painting (5 different colors)



Week 2 Day 2



Week 2 Day 3




goat



gift



grapes



gate

➤ Circle the 'Gg'

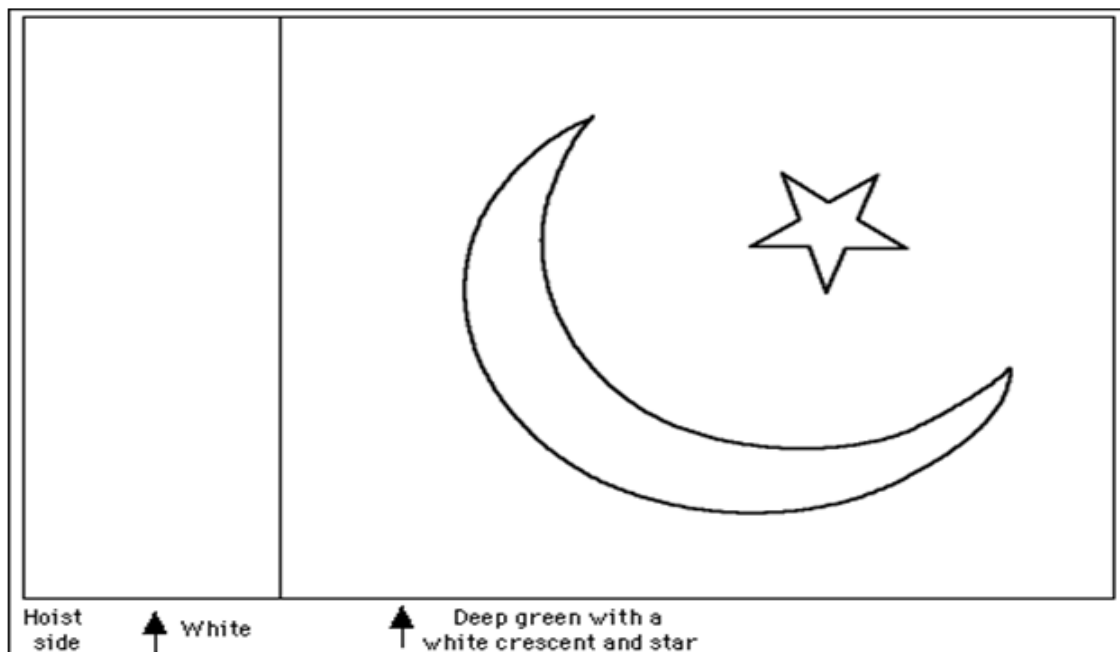
K	g	B	U	G	p	N
G	w	Z	j	M	r	g
g	h	G	v	P	D	e
u	L	S	g	m	G	O
p	V	g	o	R	T	G
a	G	c	H	N	g	P

Week 3 Day 1

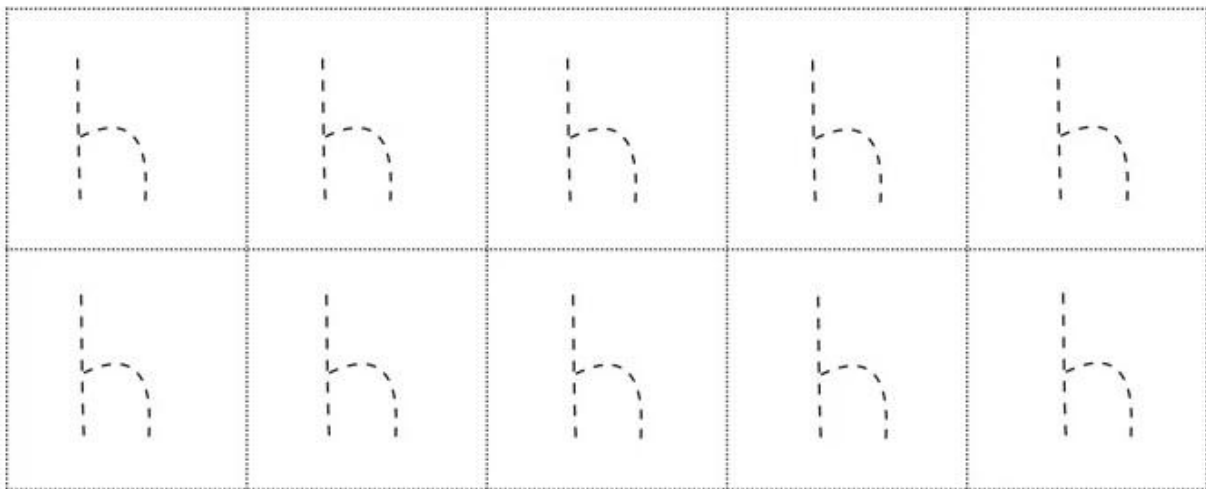
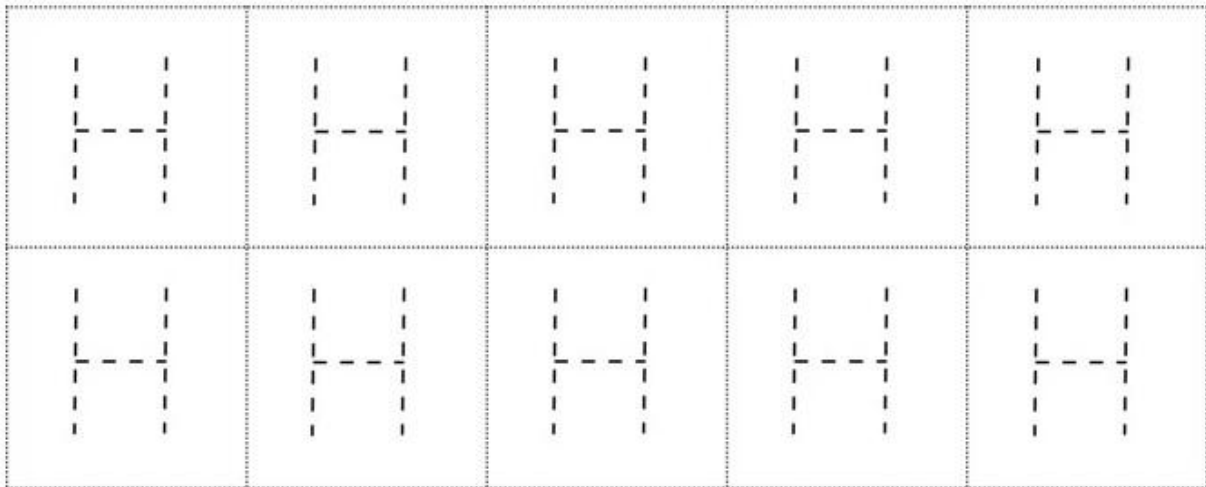

lion	zebra	giraffe
elephant	rhino	monkey

Week 3 Day 2

Poem: Video link: <https://www.youtube.com/watch?v=uwsUlKQXPYQ>

**Color in the flag of Pakistan**

Week 3 Day 3



Week 4 Day 1

1. Circle the words that begin with the letter H:

horse

soap

pepper

flag

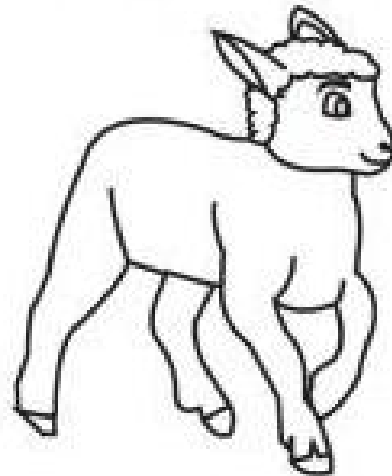


air

goose

hair


house

2. Circle the pictures that start with the letter H, then color them:


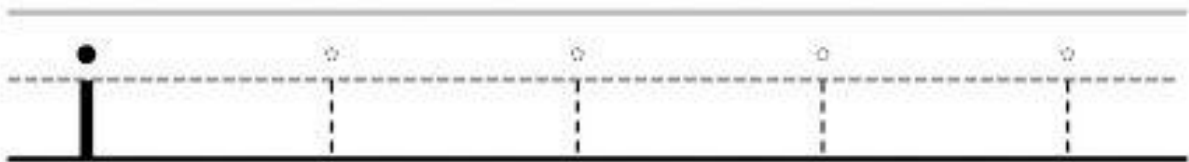


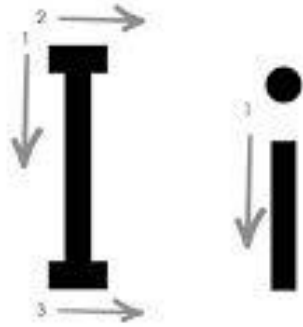


Week 4 Day 2

Use Poster Paints – Please make these thumb paintings on a separate sheet and attach.



Week 4 Day 3



Week 5 Day 1



Bb

Cc



Ff

Gg




Recognition / circle the letter 'li'



Week 5 Day 2


Poem: Video link:- <https://www.youtube.com/watch?v=B8nkJLuYN-I>



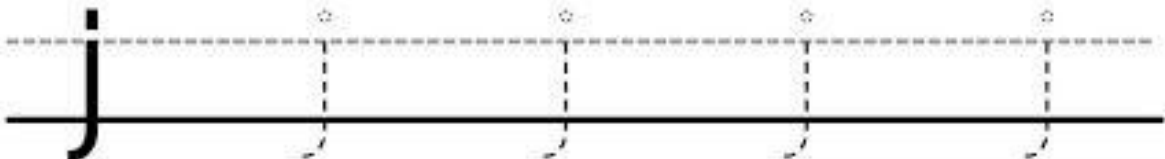
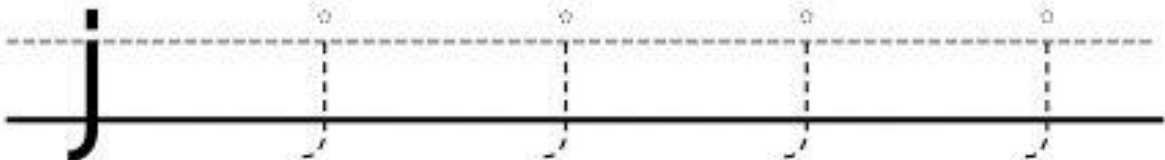
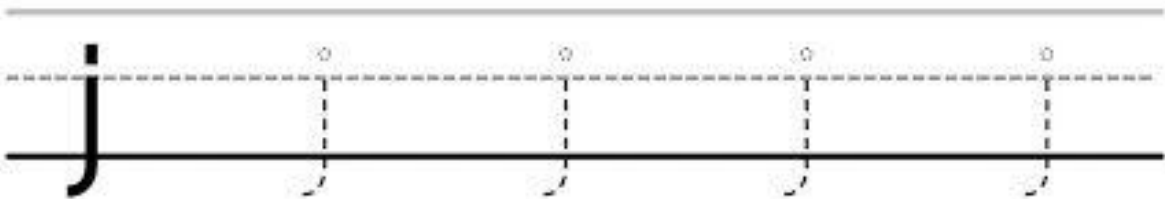
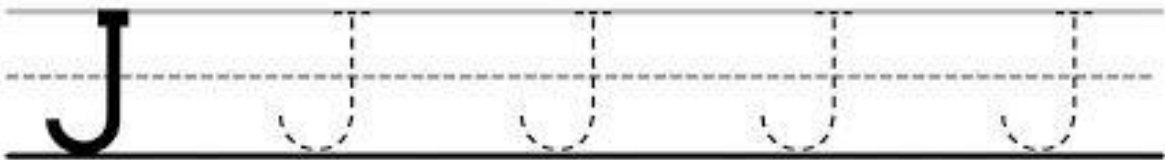
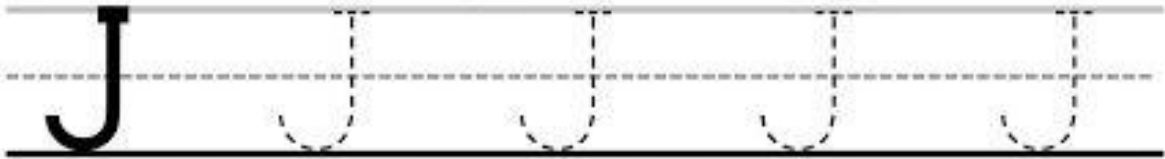
. Activity: vegetable painting/ Video link:-
<https://www.youtube.com/watch?v=zCNc6hGg6aE>




Week 5 Day 3



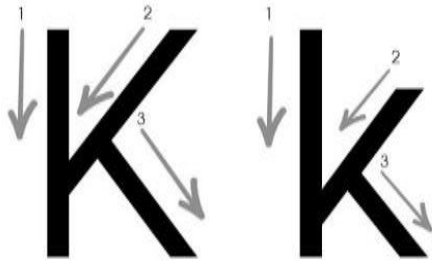
Jam



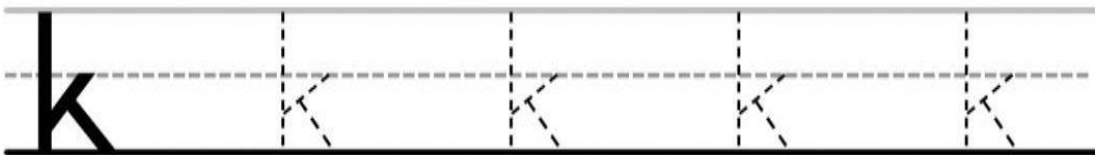
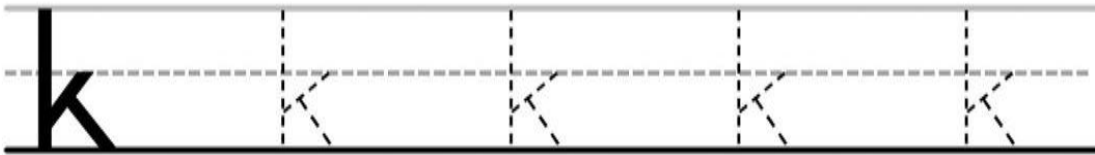
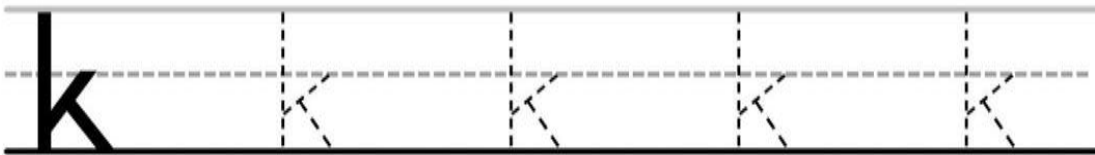
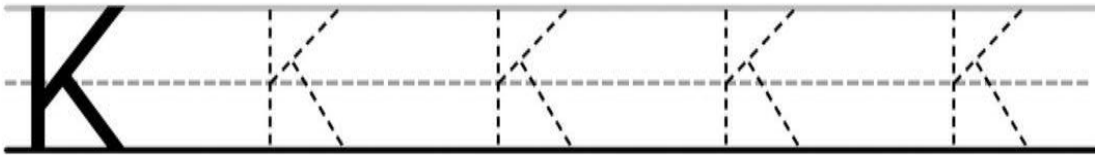
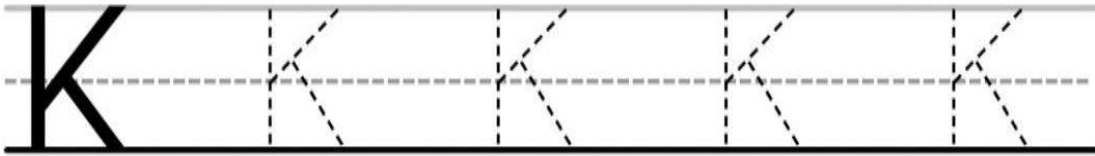
Week 6 Day 1



Week 6 Day 2



Kangaroo

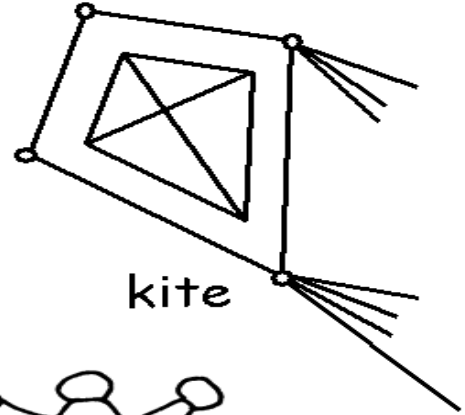


Week 6 Day 3**Letter Kk**


These pictures begin with the letter **Kk**. Say the name of each out loud and listen for the **Kk** sound. Color the pictures.



kangaroo



kite








keys



king

Sound the initial letter. Connect the pictures with the letters.



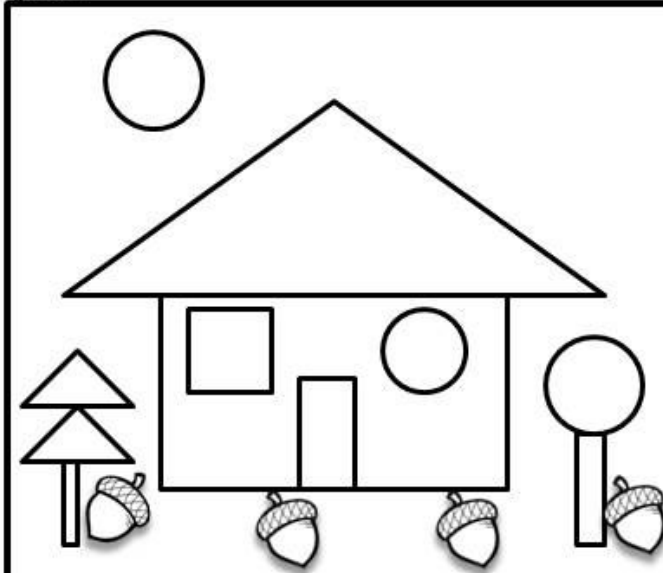

Week 7 Day 1






©Mrs. Vanessa Wong 2015






Name: _____

I know my shapes

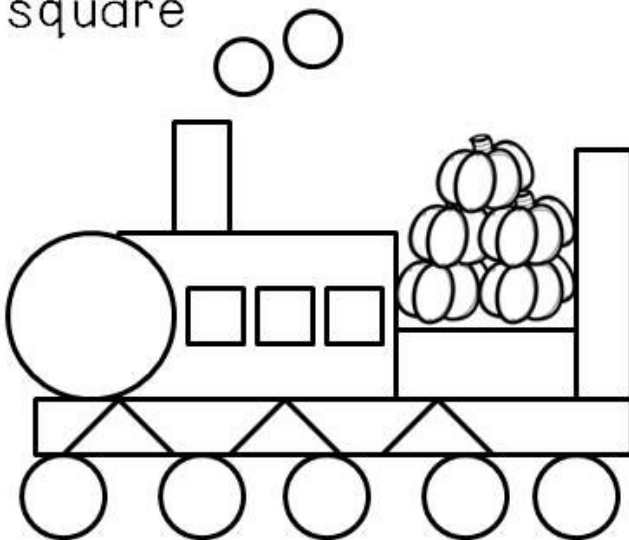
Color the pictures using the code. Count the shapes and fall objects.













- color
-  brown
 -  yellow
 -  green
 -  blue
 -  red

- count
-  _____
 -  _____
 -  _____
 -  _____
 -  _____

square



- color
-  orange
 -  yellow
 -  green
 -  blue
 -  red

- count
-  _____
 -  _____
 -  _____
 -  _____
 -  _____

Week 7 Day 2

Name _____

Date _____

Handwriting Practice – Capital Letters

A A A

B B B

C C C

D D D

E E E

F F F














G G G

H H H

I I I

Week 7 Day 3

Name: _____

a		a	a	a	a	a	a	a
b		b	b	b	b	b	b	b
c		c	c	c	c	c	c	c
d		d	d	d	d	d	d	d
e		e	e	e	e	e	e	e
f		f	f	f	f	f	f	f
g		g	g	g	g	g	g	g
h		h	h	h	h	h	h	h
i		i	i	i	i	i	i	i
j		j	j	j	j	j	j	j
k		k	k	k	k	k	k	k
l		l	l	l	l	l	l	l
m		m	m	m	m	m	m	m

MATHS

Week 1 Day 1

Draw a line to match correct word and shape



Square 

Circle 

Heart 

Triangle 

Oval 

Star 

Name :

Week 1 Day 2

Identify and color the correct shape

Square				
Circle				
Heart				
Triangle				
Oval				
Star				

Name :

Match the Shapes

Week 1 Day 3Poem: Video link:- <https://www.youtube.com/watch?v=VdzzE20zQC8>

meet the shapes

(Tune: Are You Sleeping?)

Terry Triangle, Terry Triangle,
 Look at me, look at me.
 Count my sides, count my sides.
 There are three, there are three.




Sammy Square, Sammy Square.
 That's my name, that's my name.
 I have four sides, I have four sides.
 They're all the same, they're all the same.



Robbie Rectangle, Robbie Rectangle.
 I have four sides, I have four sides.
 Two are long, two are long.
 Two are short, two are short.



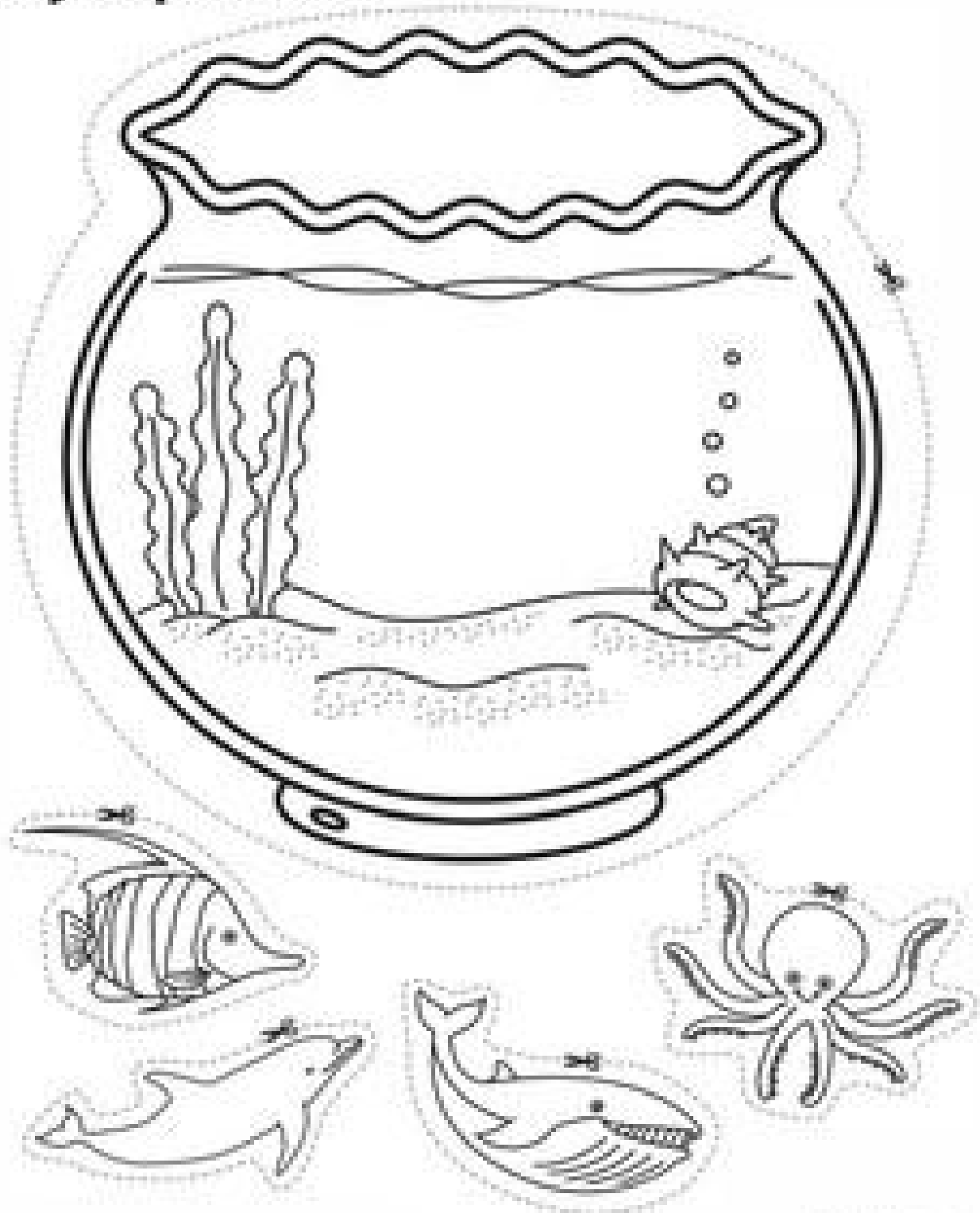
Cindy Circle, Cindy Circle.
 Just one line, just one line.
 Make it round, make it round.
 That is fine, that is fine.



©AAlbanese2012

Week 2 Day 1

My Aquarium



Week 2 Day 2

Thicker or Thinner

Circle out the Thicker











Activity area for 'Thicker or Thinner' with four rows of objects on horizontal lines:

- Row 1: A small blue brush on the left and a large green brush on the right.
- Row 2: A thick grey pencil on the left and a thin grey pencil on the right.
- Row 3: A long blue pencil on the left and a short blue pencil on the right.
- Row 4: A long yellow and black snake on the left and a short green snake on the right.

Sheets Created by www.kidspark.com

Long and Short

Look at the pictures in each of the four sections. Color the **long** picture **blue** and the **short** picture **green**.

Copyright www.myteachingstation.com

Early Childhood Educational Resources




Teaching Station

Week 2 Day 3

Age group 4-5


Heavy and light

this activity introduces simple ideas of weight.



Week 3 Day 1

Circle the smallest object in each group



Week 3 Day 2

Find the number before - up to 20

Name _____

We are learning to find the number before.










Fill in the missing numbers.



1	2		4		6			9	10
	12			15			18	19	

1		3	4			7	8		
11			14		16	17		19	20

Write the number that comes before.



© Learning Resources Inc. 2007










Week 3 Day 3

Find the number after - up to 10



Name _____

We are learning to find the number after.
Write the number that comes next.



Cut and paste the numbers in the right order.



2			
---	--	--	--

4	5	3
---	---	---

7			
---	--	--	--

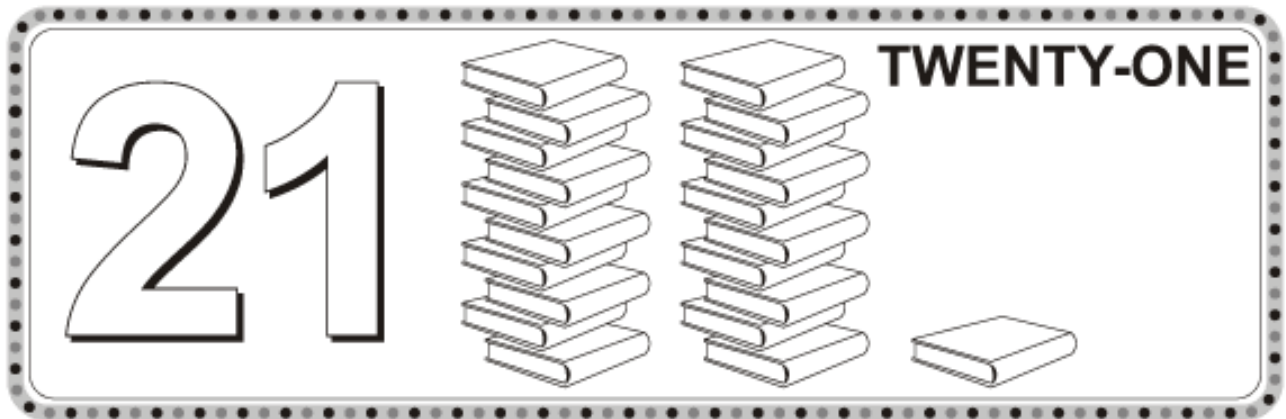
9	10	8
---	----	---

4			
---	--	--	--

5	7	6
---	---	---

©Curriculum and 2017

Week 4 Day 1



21	21	21	21	21	21
21	21	21	21	21	21
21	21	21	21	21	21
21	21	21	21	21	21
21	21	21	21	21	21
21	21	21	21	21	21

Teacher's Signature :

Date :/...../.....

Week 4 Day 2

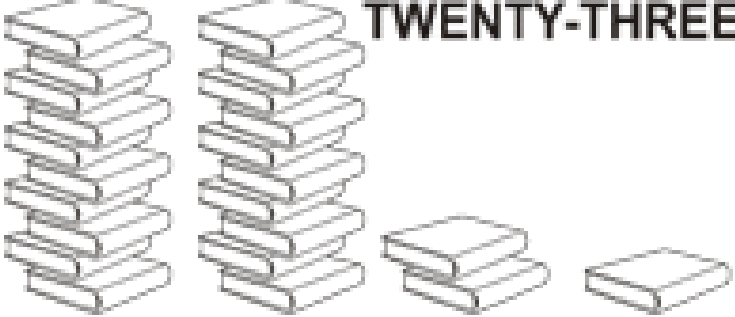
22



twenty two

22	22	22	22	22	22	22
22	22	22	22			
22	22	22				
22	22					
22						

Week 4 Day 3

23  TWENTY-THREE

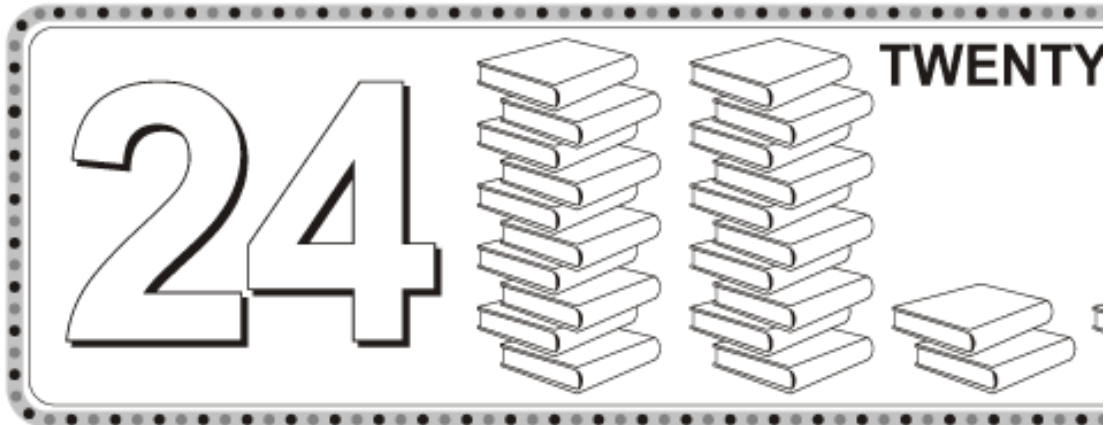
23	23	23	23	23	23
23	23	23	23	23	23
23	23	23	23	23	23
23	23	23	23	23	23
23	23	23	23	23	23
23	23	23	23	23	23

Teacher's Signature : _____



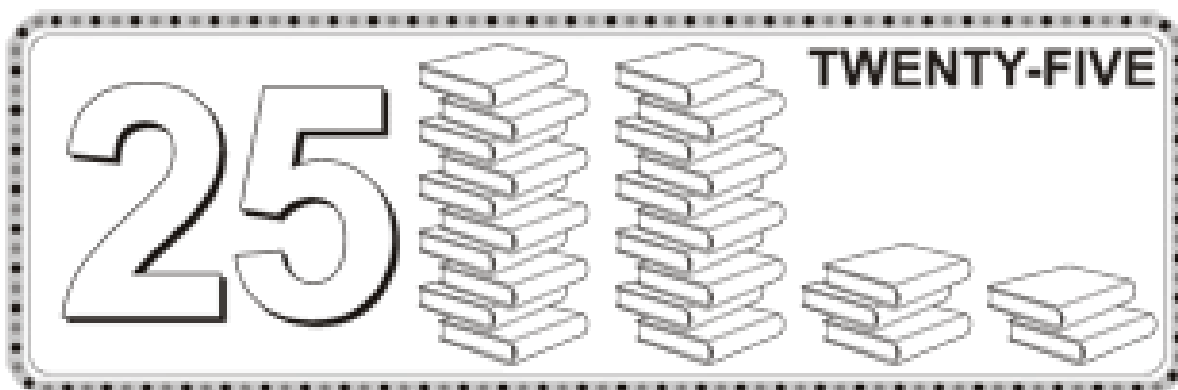
Date : _____

Week 5 Day



24	24	24	24	24
24	24	24	24	24
24	24	24	24	24
24	24	24	24	24
24	24	24	24	24
24	24	24	24	24

Week 5 Day 2



25	25	25	25	25	25
25	25	25	25	25	25
25	25	25	25	25	25
25	25	25	25	25	25
25	25	25	25	25	25
25	25	25	25	25	25

Teacher's Signature : _____



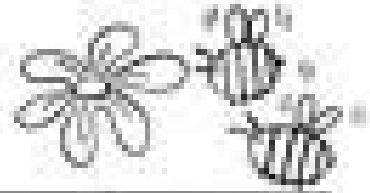
Date : ____/____/____

Week 5 Day 3

Name _____

Date _____

Write the missing numbers.




1	2		4	
6		8	9	
11	12			15
	17	18		
21		23		25

www.cleverteacher.com

Week 6 Day 1

26 TWENTY-SIX



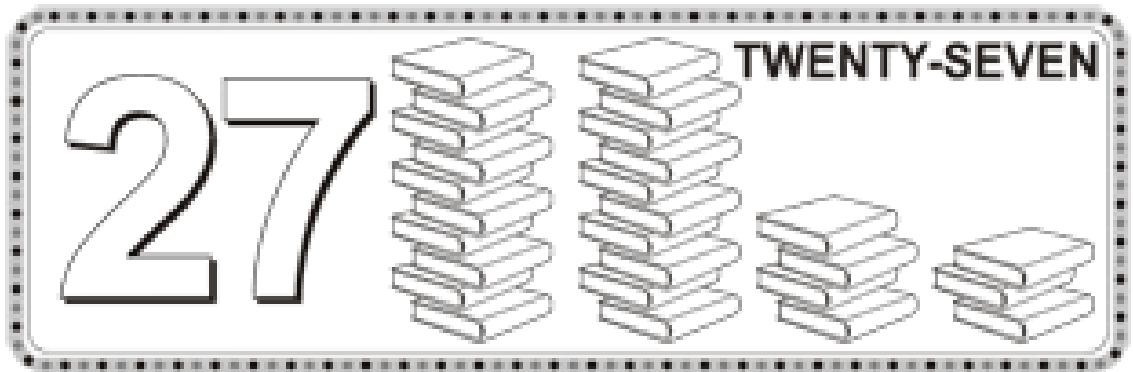
26	26	26	26	26	26
26	26	26	26	26	26
26	26	26	26	26	26
26	26	26	26	26	26
26	26	26	26	26	26
26	26	26	26	26	26

Teacher's Signature : _____



Date : ____/____/____

Week 6 Day 2



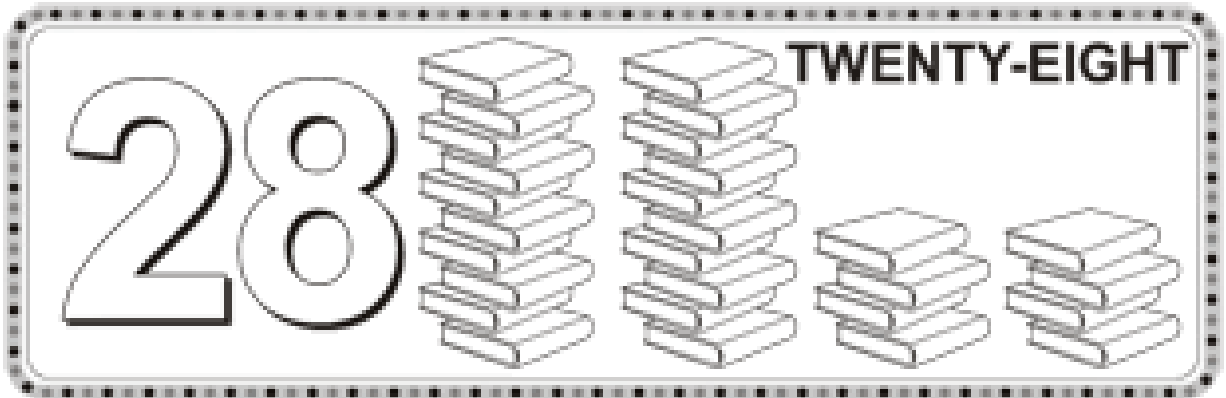
27	27	27	27	27	27
27	27	27	27	27	27
27	27	27	27	27	27
27	27	27	27	27	27
27	27	27	27	27	27
27	27	27	27	27	27

Teacher's Signature : _____



Date : ____/____/____

Week 6 Day 3



28	28	28	28	28	28
28	28	28	28	28	28
28	28	28	28	28	28
28	28	28	28	28	28
28	28	28	28	28	28
28	28	28	28	28	28

Teacher's Signature : _____



Date : ____/____/____

Week 7 Day 1

NUMBER WORKSHEETS

Name: _____

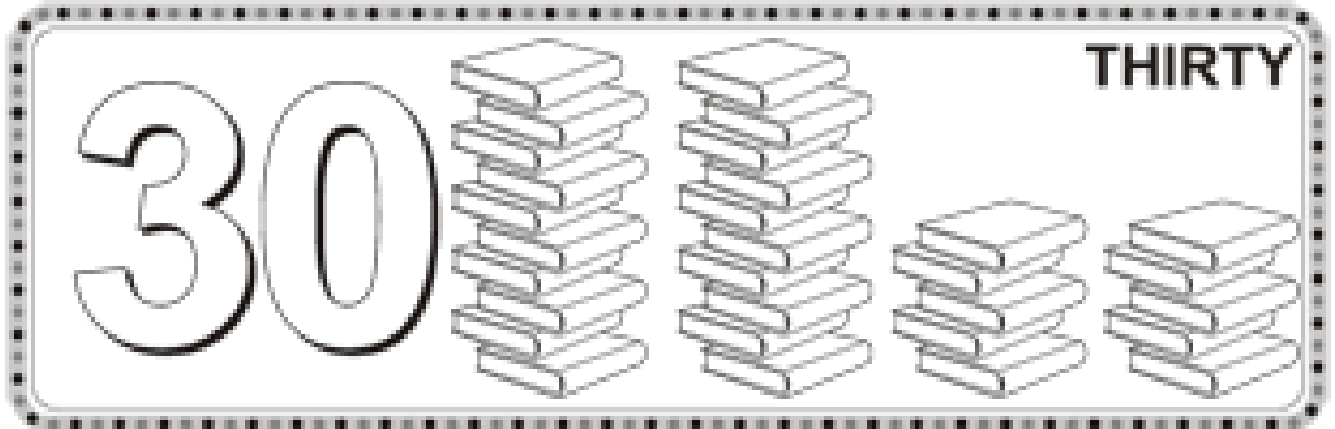
Grade: ____

Date: __ / __ / __

Trace the number: -

29	29	29	29	29	29
29	29	29	29	29	29
29	29	29	29	29	29
29	29	29	29	29	29
29	29	29	29	29	29
29	29	29	29	29	29
29	29	29	29	29	29
29	29	29	29	29	29

Week 7 Day 2



30	30	30	30	30	30
30	30	30	30	30	30
30	30	30	30	30	30
30	30	30	30	30	30
30	30	30	30	30	30
30	30	30	30	30	30

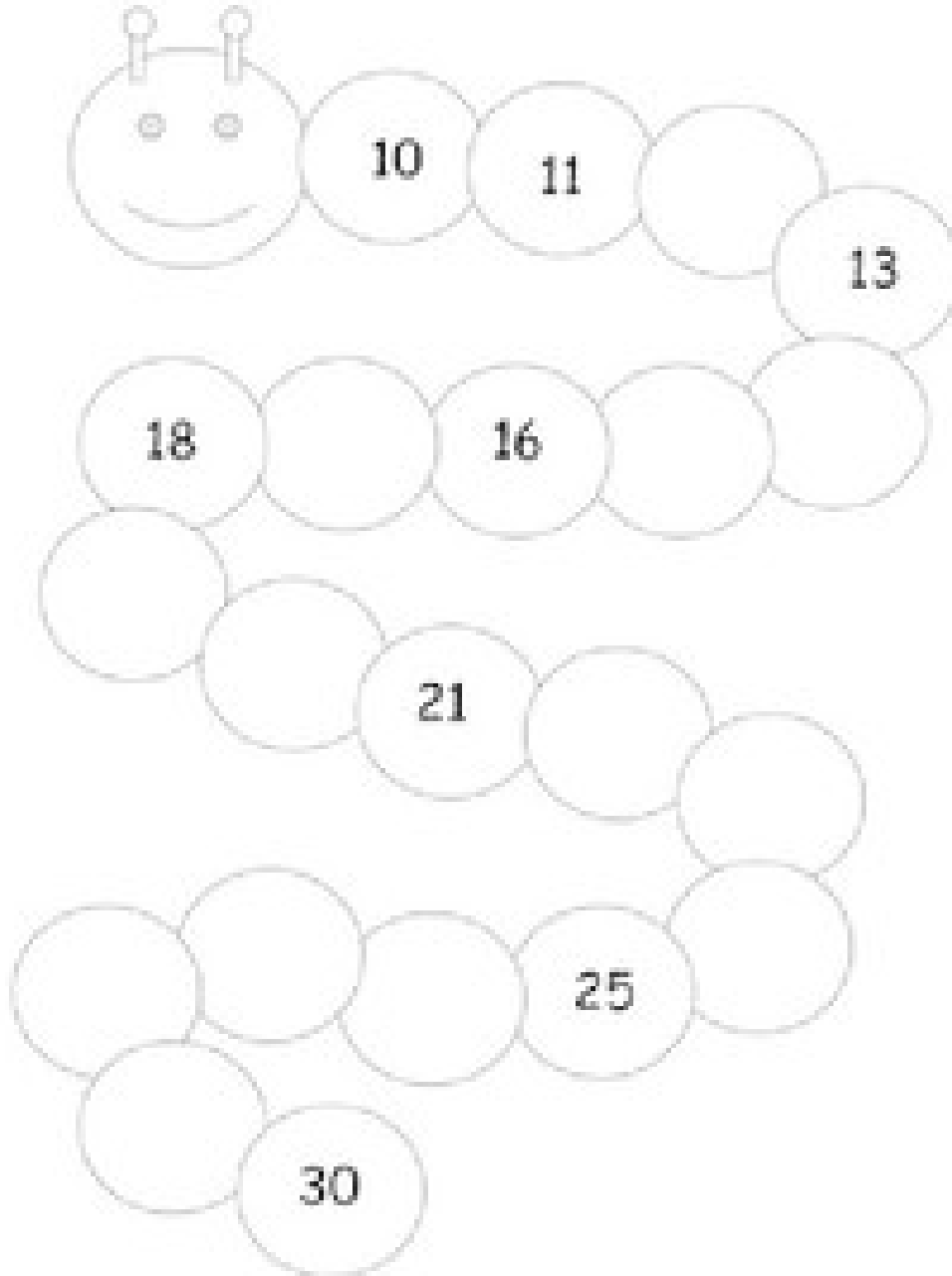
Teacher's Signature : _____

30

Date : ____/____/____

Week 7 Day 3


Name: _____

Write in the missing numbers.

اردو

Week 1 Day 1

نقاط ملا کر حرف " د " مکمل کریں اور تصویر میں رنگ بھریں۔



د

درخت

Week 1 Day 2

د

درخت



دروازه



دانت



دوات



Week 1 Day 3

تصویر میں رنگ بھریں اور درست حروف سے ملائیں۔




•

• ا



•

• ش




•

• پ



•

• ب



•

• ط



•

• ت

Week 2 Day 1

Week 2 Day 2

سرگرمی: روزانہ استعمال کی اشیاء پر ✓ لگائیں۔



قوی علامات



قوی پرچم



قوی زبان



قوی لباس



قوی پھل



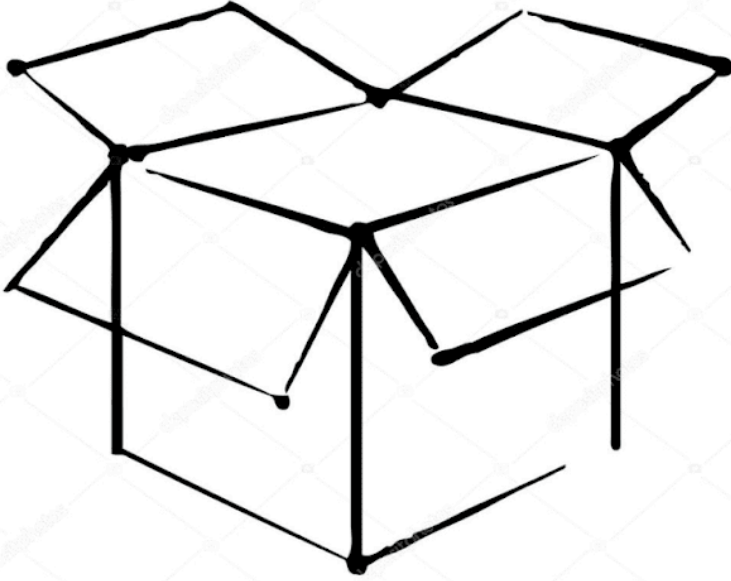
قوی مشروب



قوی بزی

Week 2 Day 3

نقاط ملا کر حرف "ڈ" مکمل کریں اور تصویر میں رنگ بھریں۔



ط
ر

ڈ ب

ڈ

ڈ

ڈ

ڈ

ڈ

ڈ

ڈ

ڈ

ڈ

ڈ

ڈ

ڈ

ڈ

ڈ

ڈ

ڈ

ڈ

ڈ

ڈ

ڈ

ڈ

ڈ

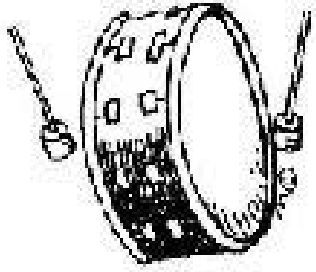
ڈ

ڈ

Week 3 Day 1

ط

ڈرم



ڈول



ڈاکیا




ڈور



Week 3 Day 2

نقاط ملا کر حرف " ذ " مکمل کریں اور تصویر میں رنگ بھریں۔



ذ

ذخیرہ

ذ	ذ	ذ	ذ
ذ	ذ	ذ	ذ
ذ	ذ	ذ	ذ
ذ	ذ	ذ	ذ
ذ	ذ	ذ	ذ
ذ	ذ	ذ	ذ

Week 3 Day 3

ذ

ذهن



ذخیره



ذره



ذبح



Week 4 Day 1

تصویر دیکھ کر نام بتائیں اور پہلا حرف لکھیں۔



•



•



•



•



Week 4 Day 2

<https://www.youtube.com/watch?v=9P1hxe5k> وڈیو







Week 4 Day 3

سرگرمی: تصاویر کو دیکھیں اور موسم پہچانیں۔



Week 5 Day 1

نقاط ملا کر حرف "ر" مکمل کریں اور تصویر میں رنگ بھریں۔



Week 5 Day 2

رپکھ



راسته



ط
رونی




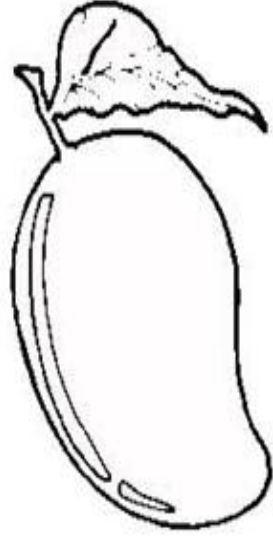
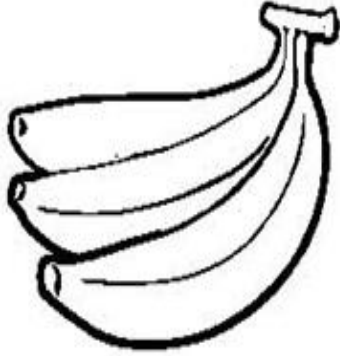


رکشا



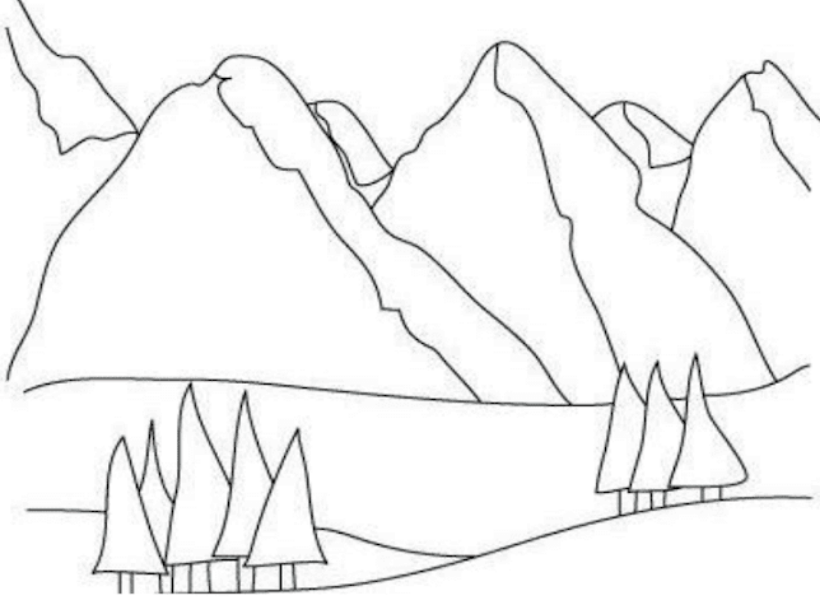
Week 5 Day 3

سرگرمی: پھلوں میں رنگ بھریں اور اپنی پسند کے پھلوں پر ✓ لگائیے۔



Week 6 Day 1

نقاط ملا کر حرف "ڑ" مکمل کریں اور تصویر میں رنگ بھریں۔



ط
ڑ

پہاڑ



Week 6 Day 2

ط
 سے کوئی لفظ شروع نہیں ہوتا بلکہ یہ لفظ کے آخر یا

درمیان میں آتا ہے مثلاً آڑو ، پہاڑ وغیرہ

پہاڑ



آڑو



Week 6 Day 3

نقاط ملا کر حرف " ز " مکمل کریں اور تصویر میں رنگ بھریں۔



ز

زرافہ

Week 7 Day 1

ز


زردی



زپ



زیرا





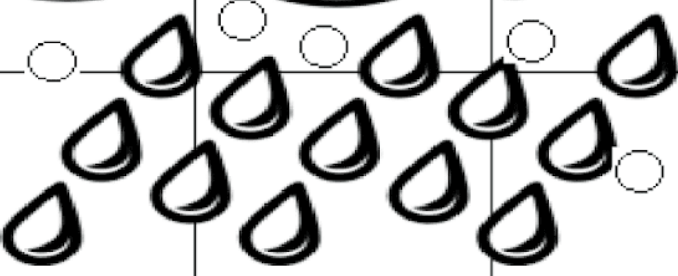
























زبان



Perodontitis and HPV -
A Child's Way

Week 7 Day 2

نقاط ملا کر حرف "ژ" مکمل کریں اور تصویر میں رنگ بھریں۔

			
		<p>ژالہ باری</p>	
			
			
			
			
			
			



ژالہ باری



Week 7 Day 3

خالی جگہ کو پُر کریں۔

ط		پ		م	ا
	خ		ق		ث
ز		ح		ز	

General Knowledge

Week 1

Question	Answer
What is your name?	My name is
What is your father name?	My father name is
In which class do you study?	I study in class KG.
What is the name of your school?	My school name is Cantt Board Public School.
How many time a day should we brush?	We should brush our teeth twice a day.
How many days are there in a week?	There are seven days in a week.

Week 2

Question	Answer
What is the name of your country?	My country name is Pakistan.
Name the capital of Pakistan?	Islamabad is the capital of Pakistan.
Name five fruits?	Mango, Orange, Pear, Banana & grapes.
Name parts of a plant?	Root, trunk, branch, leaf, flower, fruit.
Eid Holiday	

Week 3

Question	Answer
Name five wild animals?	Lion, elephant, Giraffe, Zebra & Tiger
How many seasons in a year?	There are four seasons in a year.
Name four seasons?	Spring summer autumn & winter
Name five birds?	Sparrow, Duck, Crow, Owl & Parrot
What we get from the plant?	We get fruits & vegetables.
Name five pet animals	Cat, Dog, Hen, Cow & Goat.

Week 4

Question	Answer
Who is our national poet?	Allama Muhammad Iqbal is our national poet.
Who is the founder of Pakistan?	Qaid-e-Azam Muhammad Ali Jinnah.
What is our national language?	Urdu is our national language.
What is our national dress?	Shalwar Qameez is our national dress.
When do we celebrate our 'Independence Day'?	We celebrate our 'Independence Day' on 14 August.
How many provinces are there in Pakistan?	There are four provinces in Pakistan.

Week 5

Question	Answer
Which is our national bird?	Chakor is our national bird.
Which is our national flower?	Jasmine is our national flower.
Which is our national fruit?	Mango is our national fruit.
What we get from the plant?	We get fruits & vegetables.
Name five pet animals?	Cat, Dog, Hen, Cow & Goat.
What is our national animal?	Markhor is our national animal.

Week 6

Question	Answer
How many modes of transport?	There are three modes of transport.
Name the three modes of transport?	Land, Air & water
Name any three land transport?	Car, Bus & Train.
Name five insects?	Bee, Ant, Butterfly, Spider & Lady bird
Name five sea animals?	Fish, Whale, Crab, Star Fish & Octopus.
Name four weathers?	Rainy Day, Windy Day, Sunny Day & Cloudy Day.

اسلامیات

پہلا ہفتہ

سوالات	جوابات
ہم سب کو کس نے پیدا کیا؟	ہم سب کو اللہ تعالیٰ نے پیدا کیا۔
یہ دنیا کس نے بنائی ہے؟	یہ دنیا اللہ تعالیٰ نے بنائی ہے۔
ہم سب کون ہیں؟	ہم سب مسلمان ہیں۔
ہمارے مذہب کا کیا نام ہے؟	ہمارے مذہب کا نام اسلام ہے۔
ہمیں کس کی عبادت کرنی چاہئے؟	ہمیں اللہ تعالیٰ کی عبادت کرنی چاہئے۔
ہمیں ساری نعمتیں کس نے عطا کی ہیں؟	ہمیں اللہ تعالیٰ نے ساری نعمتیں عطا کی ہیں۔

دوسرا ہفتہ

سوالات	جوابات
سب سے بڑا کون ہے؟	اللہ تعالیٰ سب سے بڑا ہے۔
ہمارے پہلے نبی کا کیا نام ہے؟	ہمارے پہلے نبی کا نام حضرت آدمؑ ہے۔
ہمارے آخری نبی کا کیا نام ہے؟	ہمارے آخری نبی کا نام حضرت محمد ﷺ ہے۔
حضرت محمد ﷺ کے والد اور والدہ کا نام بتائیں۔	حضرت محمد ﷺ کے والد کا نام حضرت عبد اللہؑ اور والدہ کا نام حضرت آمنہؑ ہے۔

عید کی پیشانی

تیسرا ہفتہ

سوالات	جوابات
حضرت محمد ﷺ پر کون سی کتاب نازل ہوئی؟	حضرت محمد ﷺ پر قرآن پاک نازل ہوا۔
سلام کرنا سکھائیں۔	اسلام علیکم
سلام کا جواب دینا سکھائیں۔	وعلیکم السلام
تعوذ کسے کہتے ہیں؟	أَعُوذُ بِاللَّهِ مِنَ الشَّيْطَانِ الرَّجِيمِ کو تعوذ کہتے ہیں۔
تسمیہ کسے کہتے ہیں؟	بِاسْمِ اللَّهِ الرَّحْمَنِ الرَّحِيمِ کو تسمیہ کہتے ہیں۔
○ دعا: سُبْحَانَ اللَّهِ	ترجمہ: "اللہ تعالیٰ کی ذات پاک ہے ہر عیب سے۔"

چوتھا ہفتہ

سوالات	جوابات
أَعُوذُ بِاللَّهِ مِنَ الشَّيْطَانِ الرَّجِيمِ کا ترجمہ کیا ہے؟	میں پناہ مانگتا/مانگتی ہوں اللہ کی، شیطان مردود سے۔
بِسْمِ اللَّهِ الرَّحْمَنِ الرَّحِيمِ کا ترجمہ کیا ہے؟	شروع اللہ کے نام سے جو بہت مہربان نہایت رحم کرنے والا ہے۔
دَعَا: أَلْحَقْنَا بِاللَّهِ ۝	ترجمہ: "تمام قرآنیں اللہ تعالیٰ کے لیے ہیں۔"
السَّلَامُ عَلَيْكُمْ کا کیا مطلب ہے؟	آپ پر سلامتی ہو۔
وَعَلَيْكُمْ السَّلَامُ کا کیا مطلب ہے؟	اور آپ پر بھی سلامتی ہو
دَعَا: يَرْحَمُكَ اللَّهُ ۝	"اللہ تعالیٰ آپ پر رحم فرمائے۔"

پانچواں ہفتہ

سوالات	جوابات
ہمیں صبح اٹھ کر سب سے پہلے کیا کرنا چاہیے؟	بڑوں کو سلام کرنا چاہیے۔
کسی سے ملنے وقت کیا کہتے ہیں؟	السَّلَامُ عَلَيْكُمْ کہتے ہیں۔
السَّلَامُ عَلَيْكُمْ کے جواب میں کیا کہتے ہیں؟	جواب میں وَعَلَيْكُمْ السَّلَامُ کہتے ہیں
ہم دن میں کتنی نمازیں پڑھتے ہیں؟	ہم دن میں پانچ نمازیں پڑھتے ہیں۔
پانچ نمازوں کے نام بتائیں؟	فجر، ظہر، عصر، مغرب، عشاء
آسمانی کتابیں کتنی ہیں؟	چار۔

چھٹا ہفتہ

سوالات	جوابات
چار آسمانی کتابوں کے نام یاد کریں	۱۔ تورات ۲۔ زبور ۳۔ انجیل ۴۔ قرآن پاک
یہ آسمانی کتابیں کن نبیوں پر نازل ہوئیں؟	۱۔ تورات حضرت موسیٰ پر ۲۔ زبور حضرت داؤد پر ۳۔ انجیل حضرت عیسیٰ پر ۴۔ قرآن پاک حضرت محمد صلی اللہ علیہ وسلم پر
مسلمان کس مہینے میں روزے رکھتے ہیں؟	مسلمان رمضان کے مہینے میں روزے رکھتے ہیں
اللہ اکبر کے کیا معنی ہیں؟	اللہ سب سے بڑا ہے
مسلمان سال میں کتنی عیدیں مناتے ہیں؟	مسلمان سال میں دو عیدیں مناتے ہیں۔
مسلمان حج کے لیے کہاں جاتے ہیں؟	مسلمان حج ادا کرنے کے لیے مکہ مکرمہ جاتے ہیں